

UNITED STATES
SECURITIES AND EXCHANGE COMMISSION
Washington, D.C. 20549

FORM 10-K

☒ **ANNUAL REPORT PURSUANT TO SECTION 13 OR 15(d) OF THE SECURITIES EXCHANGE ACT OF 1934**

For the fiscal year ended December 31, 2025

☐ **TRANSITION REPORT PURSUANT TO SECTION 13 OR 15(d) OF THE SECURITIES EXCHANGE ACT OF 1934**

For the transition period from _____ to _____
Commission File Number: 001-38082



KKR Real Estate Finance Trust Inc.

(Exact name of registrant as specified in its charter)

Maryland

47-2009094

(State or other jurisdiction of incorporation or organization)

(I.R.S. Employer Identification No.)

30 Hudson Yards, Suite 7500 New York, NY

10001

(Address of principal executive offices)

(Zip Code)

(212) 750-8300

(Registrant's telephone number, including area code)

Securities registered pursuant to Section 12(b) of the Act:

Title of each class	Trading Symbol(s)	Name of each exchange on which registered
Common stock, par value \$0.01 per share	KREF	New York Stock Exchange
6.50% Series A Cumulative Redeemable Preferred Stock, par value \$0.01 per share	KREF PRA	New York Stock Exchange

Securities registered pursuant to Section 12(g) of the Act: None

Indicate by check mark if the registrant is a well-known seasoned issuer, as defined in Rule 405 of the Securities Act.

☐ Yes ☒ No

Indicate by check mark if the registrant is not required to file reports pursuant to Section 13 or Section 15(d) of the Act.

☐ Yes ☒ No

Indicate by check mark whether the registrant (1) has filed all reports required to be filed by Section 13 or 15(d) of the Securities Exchange Act of 1934 during the preceding 12 months (or for such shorter period that the registrant was required to file such reports), and (2) has been subject to such filing requirements for the past 90 days.

☒ Yes ☐ No

Indicate by check mark whether the registrant has submitted electronically every Interactive Data File required to be submitted pursuant to Rule 405 of Regulation S-T during the preceding 12 months (or for such shorter period that the registrant was required to submit such files).

☒ Yes ☐ No

Indicate by check mark whether the registrant is a large accelerated filer, an accelerated filer, a non-accelerated filer, a smaller reporting company or an emerging growth company. See the definitions of "large accelerated filer," "accelerated filer," "smaller reporting company" and "emerging growth company" in Rule 12b-2 of the Exchange Act.

Large accelerated filer

☐

Accelerated filer

☒

Non-accelerated filer

☐

Smaller reporting company

☐

Emerging growth company

☐

If an emerging growth company, indicate by check mark if the registrant has elected not to use the extended transition period for complying with any new or revised financial accounting standards provided pursuant to Section 13(a) of the Exchange Act.

☐

Indicate by check mark whether the registrant has filed a report on and attestation to its management's assessment of the effectiveness of its internal control over financial reporting under Section 404(b) of the Sarbanes-Oxley Act (15 U.S.C. 7262(b)) by the registered public accounting firm that prepared or issued its audit report.

☒

If securities are registered pursuant to Section 12(b) of the Act, indicate by check mark whether the financial statements of the registrant included in the filing reflect the correction of an error to previously issued financial statements.

☐

Indicate by check mark whether any of those error corrections are restatements that required a recovery analysis of incentive-based compensation received by any of the registrant's executive officers during the relevant recovery period pursuant to § 240.10D-1(b).

☐

Indicate by check mark whether the registrant is a shell company (as defined in Rule 12b-2 of the Exchange Act).

☐ Yes ☒ No

The aggregate market value of the registrant's common stock held by non-affiliates was approximately \$478.8 million as of June 30, 2025 (the last business day of the registrant's most recently completed second fiscal quarter) based on the closing sale price on the New York Stock Exchange on that date.

The number of shares of the registrant's common stock, par value \$0.01 per share, outstanding as of January 30, 2026 was 64,275,643.

DOCUMENTS INCORPORATED BY REFERENCE

Portions of the definitive proxy statement to be filed with the Securities and Exchange Commission ("SEC") pursuant to Regulation 14A relating to the registrant's 2026 Annual Meeting of Stockholders will be incorporated by reference in this Form 10-K in response to Items 10, 11, 12, 13 and 14 of Part III. The definitive proxy statement will be filed with the SEC no later than 120 days after the registrant's fiscal year end.

KKR REAL ESTATE FINANCE TRUST INC.
FORM 10-K
FOR THE YEAR ENDED DECEMBER 31, 2025
INDEX

	<u>PAGE</u>
<u>PART I.</u>	<u>1</u>
<u>ITEM 1. BUSINESS</u>	<u>1</u>
<u>ITEM 1A. RISK FACTORS</u>	<u>10</u>
<u>ITEM 1B. UNRESOLVED STAFF COMMENTS</u>	<u>53</u>
<u>ITEM 1C. CYBERSECURITY</u>	<u>53</u>
<u>ITEM 2. PROPERTIES</u>	<u>54</u>
<u>ITEM 3. LEGAL PROCEEDINGS</u>	<u>54</u>
<u>ITEM 4. MINE SAFETY DISCLOSURES</u>	<u>54</u>
<u>PART II.</u>	<u>55</u>
<u>ITEM 5. MARKET FOR REGISTRANT'S COMMON EQUITY, RELATED STOCKHOLDER MATTERS AND ISSUER PURCHASES OF EQUITY SECURITIES</u>	<u>55</u>
<u>ITEM 6. RESERVED</u>	<u>57</u>
<u>ITEM 7. MANAGEMENT'S DISCUSSION AND ANALYSIS OF FINANCIAL CONDITION AND RESULTS OF OPERATIONS</u>	<u>58</u>
<u>ITEM 7A. QUANTITATIVE AND QUALITATIVE DISCLOSURES ABOUT MARKET RISK</u>	<u>82</u>
<u>ITEM 8. FINANCIAL STATEMENTS AND SUPPLEMENTARY DATA</u>	<u>84</u>
<u>ITEM 9. CHANGES IN AND DISAGREEMENTS WITH ACCOUNTANTS ON ACCOUNTING AND FINANCIAL DISCLOSURE</u>	<u>137</u>
<u>ITEM 9A. CONTROLS AND PROCEDURES</u>	<u>137</u>
<u>ITEM 9B. OTHER INFORMATION</u>	<u>138</u>
<u>ITEM 9C. DISCLOSURE REGARDING FOREIGN JURISDICTIONS THAT PREVENT INSPECTIONS</u>	<u>137</u>
<u>PART III.</u>	<u>139</u>
<u>ITEM 10. DIRECTORS, EXECUTIVE OFFICERS AND CORPORATE GOVERNANCE</u>	<u>139</u>
<u>ITEM 11. EXECUTIVE COMPENSATION</u>	<u>139</u>
<u>ITEM 12. SECURITY OWNERSHIP OF CERTAIN BENEFICIAL OWNERS AND MANAGEMENT AND RELATED STOCKHOLDER MATTERS</u>	<u>139</u>
<u>ITEM 13. CERTAIN RELATIONSHIPS AND RELATED TRANSACTIONS AND DIRECTOR INDEPENDENCE</u>	<u>139</u>
<u>ITEM 14. PRINCIPAL ACCOUNTANT FEES AND SERVICES</u>	<u>139</u>
<u>PART IV.</u>	<u>139</u>
<u>ITEM 15. EXHIBITS FINANCIAL STATEMENT SCHEDULES</u>	<u>139</u>
<u>ITEM 16. FORM 10-K SUMMARY</u>	<u>147</u>
<u>SIGNATURES</u>	<u>148</u>

CAUTIONARY NOTE REGARDING FORWARD-LOOKING STATEMENTS

This Annual Report on Form 10-K contains forward-looking statements within the meaning of Section 27A of the Securities Act of 1933, as amended (the "Securities Act"), and Section 21E of the Securities Exchange Act of 1934, as amended (the "Exchange Act"), which reflect our current views with respect to, among other things, our operations and financial performance. You can identify these forward-looking statements by the use of words such as "outlook," "believe," "expect," "potential," "continue," "may," "should," "seek," "approximately," "predict," "intend," "will," "plan," "estimate," "anticipate," the negative version of these words, other comparable words or other statements that do not relate strictly to historical or factual matters. By their nature, forward-looking statements speak only as of the date they are made, are not statements of historical fact or guarantees of future performance and are subject to risks, uncertainties, assumptions or changes in circumstances that are difficult to predict or quantify. Our expectations, beliefs and projections are expressed in good faith and we believe there is a reasonable basis for them. However, there can be no assurance that management's expectations, beliefs and projections will result or be achieved and actual results may vary materially from what is expressed in or indicated by the forward-looking statements.

There are many factors that may cause our actual results to differ materially from the forward-looking statements, including factors set forth under Part I, Item 1A. "Risk Factors" and Part I, Item 7. "Management's Discussion and Analysis of Financial Condition and Results of Operations" in this Form 10-K, as such factors may be updated from time to time in our other periodic filings with the SEC, which are accessible on the SEC's website at www.sec.gov and on the investor relations section of our website at www.kkrreit.com. You should evaluate all forward-looking statements made in this Form 10-K in the context of these risks and uncertainties.

We caution you that the risks, uncertainties and other factors referenced below may not contain all of the risks, uncertainties and other factors that are important to you. In addition, we cannot assure you that we will realize the results, benefits or developments that we expect or anticipate or, even if substantially realized, that they will result in the consequences or affect us or our business in the way expected. All forward-looking statements in this Form 10-K apply only as of the date made and are expressly qualified in their entirety by the cautionary statements included in this Form 10-K and in other filings we make with the SEC. We undertake no obligation to publicly update or revise any forward-looking statements to reflect subsequent events or circumstances, except as required by law.

Except where the context requires otherwise, the terms "Company," "we," "us," "our" and "KREF" refer to KKR Real Estate Finance Trust Inc., a Maryland corporation, and its subsidiaries; "Manager" refers to KKR Real Estate Finance Manager LLC, a Delaware limited liability company, our external manager; and "KKR" refers to KKR & Co. Inc., a Delaware corporation, and its subsidiaries.

SUMMARY OF MATERIAL RISKS

The following is a summary of the risk factors associated with investing in our securities. You should read this summary together with a more detailed description of these risks in the "Risk Factors" section of this report and in other filings that we make from time to time with the SEC.

- the general political, economic, competitive, and other conditions in the United States and in any foreign jurisdictions in which we invest and their impact on our loan portfolio, financial condition and business operations;
- fluctuations in interest rates and credit spreads could reduce our ability to generate income on our loans and other investments, which could lead to a significant decrease in our results of operations, cash flows and the market value of our investments and could materially impair our ability to pay distributions to our stockholders;
- adverse developments in the real estate and real estate capital markets could negatively impact our performance;
- adverse legislative or regulatory developments, including with respect to tax laws, securities laws, and the laws governing financial and lending institutions;
- adverse developments in the availability of attractive loan and other investment opportunities whether they are due to competition, regulation or otherwise, could adversely affect our results of operations;

- adverse economic trends and changes in economic conditions, including as a result of heightened inflation, slower growth or recession, changes to fiscal and monetary policy, higher interest rates, increased tariffs and trade tensions, geopolitical conditions, labor shortages, currency fluctuations and challenges in global supply chains;
- events giving rise to increases in our current expected credit loss reserve;
- reduced demand for office, multifamily or retail space, and/or hybrid work schedules which allow work from remote locations other than the employer's office premises;
- our results of operations, financial condition, liquidity position, and business could be adversely impacted if we experience (i) difficulty accessing financing or raising capital, including due to a significant dislocation in or shut-down of the capital markets, (ii) a reduction in the yield on our investments, (iii) an increase in the cost of our financing, (iv) an inability to borrow incremental amounts or an obligation to repay amounts under our financing arrangements, or (v) defaults by borrowers in paying debt service on outstanding loans;
- deterioration in the performance of the properties securing our investments that may cause deterioration in the performance of our investments, adversely impact certain of our financing arrangements and our liquidity, risks in collection of contractual interest payments, and potentially, principal losses to us;
- difficulty or delays in redeploying the proceeds from repayments of our existing investments may cause our financial performance to decline;
- acts of God such as hurricanes, earthquakes and other natural disasters, pandemics, acts of war and/or terrorism and other events that may cause unanticipated and uninsured performance declines and/or losses to us or the owners and operators of the real estate securing our investments;
- increased competition from entities engaged in mortgage lending and/or investing in our target assets;
- special risks of loans and investments involving international real estate-related assets;
- conflicts with KKR and its affiliates, including our Manager, could result in decisions that are not in the best interests of our stockholders;
- we are dependent on our Manager and its access to KKR's investment professionals and resources. We may not find a suitable replacement for the Manager if the Management Agreement is terminated, or if key personnel leave the employment of KKR or otherwise become unavailable to us.
- our qualification as a real estate investment trust ("REIT") for U.S. federal income tax purposes and our exclusion from registration under the Investment Company Act of 1940, as amended (the "Investment Company Act"); and
- authoritative accounting principles generally accepted in the United States of America ("GAAP") or policy changes from such standard-setting bodies such as the Financial Accounting Standards Board (the "FASB"), the Securities and Exchange Commission (the "SEC"), the Internal Revenue Service, the New York Stock Exchange and other authorities that we are subject to, as well as their counterparts in any foreign jurisdictions where we might do business.

PART I.

ITEM 1. BUSINESS

Our Company

KREF is a real estate finance company that focuses primarily on originating and acquiring transitional senior loans secured by institutional-quality commercial real estate ("CRE") properties that are owned and operated by experienced and well-capitalized sponsors and located in top markets with strong underlying fundamentals. Our target assets also include mezzanine loans, preferred equity and other debt-oriented instruments with these characteristics. Our investment objective is capital preservation and the generation of attractive risk-adjusted returns for our stockholders over the long term, primarily through dividends.

We began our investment activities in October 2014 with an initial commitment of \$400.0 million from KKR. We raised an additional \$438.1 million in equity commitments from third-party investors and certain current and former employees of, and consultants to, KKR that brought our total committed capital base to \$838.1 million, which was fully drawn prior to our initial public offering ("IPO") that generated net proceeds of \$225.9 million on May 5, 2017. We had a common book value of \$844.8 million as of December 31, 2025 and established a diversified investment portfolio which totaled \$5,924.2 million, consisting primarily of performing senior commercial real estate loans.

We are organized as a holding company externally managed by our Manager, an indirect subsidiary of KKR, and operate our business primarily through various subsidiaries in a single segment that originates, acquires, and finances our target assets.

We conduct our operations as a REIT for federal income tax purposes while operating our business in a manner that allows us to maintain an exclusion from registration under the Investment Company Act of 1940, as amended, (the "Investment Company Act"). We generally will not be subject to U.S. federal income taxes on the portion of our annual net taxable income that we distribute to stockholders if we maintain our qualification as a REIT.

We are traded on the NYSE under the symbol "KREF." We were incorporated in Maryland on October 2, 2014, and our principal executive offices are located at 30 Hudson Yards, New York, New York.

Our Manager and KKR

We are externally managed by our Manager, an indirect wholly owned subsidiary of KKR, a leading global investment firm that offers alternative asset management as well as capital markets and insurance solutions, with an over 45-year history of leadership, innovation and investment excellence. KKR sponsors investment funds that invest in private equity, credit and real assets, and as strategic partners that manage hedge funds. KKR is listed on the NYSE (NYSE: KKR) and reported \$723.2 billion of assets under management ("AUM") as of September 30, 2025. KKR's "One-Firm" culture encourages collaboration and leveraging resources and relationships across KKR to help find creative solutions for clients seeking capital and strategic partnerships. We believe our Manager's relationship with KKR and its differentiated global investment management platform provides us with significant advantages in sourcing, evaluating, underwriting and managing our investments.

In connection with the performance of its duties, our Manager benefits from the resources, relationships and expertise of KKR's real estate group ("KKR Real Estate"), which provides equity and debt capital across a variety of real estate sectors and strategies. Established in 2011 under the leadership of Ralph F. Rosenberg, KKR's Chairman of Real Assets and Chairman of our board of directors, KKR Real Estate had \$84.6 billion of AUM as of September 30, 2025. Mr. Rosenberg, who has over 35 years of real estate equity and debt transactions experience, is supported at KKR Real Estate by a team of approximately 130 dedicated Real Estate management, investment and asset/portfolio management professionals across 14 cities in 10 countries. We believe that KKR Real Estate's global relationships with property owners, managers, lenders, brokers and advisors and real-time knowledge derived from its broadly diversified real estate holdings provide our Manager with access to sourcing channels as well as operational and strategic insights to help our Manager evaluate and monitor individual investment opportunities. Additionally, our Manager leverages the proprietary information available to us through KKR's global investment platforms to conduct thorough underwriting and due diligence and develop a deeper understanding of the opportunities, risks and challenges of the investments that we review. Further, our Manager benefits from KKR's capital markets team, comprised of a team of approximately 70 professionals that advise KKR's investment teams and portfolio companies on executing equity and debt capital markets solutions.

Our Manager is led by an experienced team of senior real estate investment professionals, including Matthew A. Salem, our Chief Executive Officer, and W. Patrick Mattson, our President and Chief Operating Officer, who each has over 25 years of CRE experience. Our Manager's senior leadership team is supported by over 50 other investment professionals with significant expertise in executing our investment strategy. Our Manager's investment committee, which is comprised of Ralph Rosenberg, KKR's Chairman of Real Assets and Chairman of our board of directors, Chris Lee, President of KKR Real Estate and Vice Chairman of our board of directors, Matt Salem, Head of KKR's Real Estate Credit and Chief Executive Officer of KREF, Patrick Mattson, Chief Operating Officer of KKR's Real Estate Credit and President and Chief Operating Officer of KREF, Joel Traut, Partner and Head of Originations, Jenny Box, Co-Head of KKR's Strategic Investments Group, Roger Morales, Head of KKR's Commercial Real Estate Acquisitions and Justin Pattner, Head of KKR's Real Estate Equity Americas, advises and consults with our Manager and its investment professionals with respect to our investment strategy, portfolio construction, financing and investment guidelines and risk management and approves all of our investments.

Our Investment Strategy

Our investment strategy is to originate or acquire transitional senior loans collateralized by institutional-quality CRE assets that are owned and operated by experienced and well-capitalized sponsors and located in top markets with strong underlying fundamentals. We also intend to invest in mezzanine loans, preferred equity and other debt-oriented instruments with these characteristics. Through our Manager, we have access to KKR's integrated, global real estate investment platform and its established sourcing, underwriting and structuring capabilities to develop our own view on value and evaluate and structure credit risk from an owner's and a lender's perspective. In addition, we believe that we benefit from our access to KKR's global network and real estate and other investment holdings, which provide our Manager with access to information and market data that is not available to many of our competitors. In many instances, we are able to make investments where we believe we have a sourcing, underwriting or execution advantage by leveraging the KKR brand, industry knowledge and proprietary relationships.

We pursue opportunities for which we believe that we are lending at a substantial discount to our Manager's view of intrinsic real estate value, which our Manager substantiates through an independent assessment of value. We also seek investment opportunities where there is the potential to increase the value of the underlying loan collateral through improving property management or implementing strategic capital improvement initiatives, and as such, focus on lending to sponsors with histories of successful execution in their respective asset classes or markets. Additionally, we endeavor to make loans with covenants and structural features that align the incentives of us and our borrowers to the extent that the operating performance of the underlying collateral deteriorates.

Our financing strategy and investment process are discussed in more detail in "Our Financing Strategy" and "Investment Guidelines" below.

Our Target Assets

Our target assets primarily include transitional senior loans, as well as mezzanine loans, preferred equity and other debt-oriented investments:

- *Senior Loans*—We focus on originating and acquiring senior loans that are secured by CRE properties and evidenced by a first-priority mortgage. The loans may vary in duration, bear interest at a fixed or floating rate and amortize, and typically require a balloon payment of principal at maturity, but are typically anticipated to be floating rate and shorter-term duration. These investments may include whole loans or pari passu participations within such senior loans.
- *Mezzanine Loans*—We may syndicate senior participations in our originated senior loans to other investors and retain a subordinated debt position for our portfolio, typically a mezzanine loan. We may also directly originate or acquire mezzanine loans. These are loans (including pari passu participations in such loans) made to the owner of a mortgage borrower and secured by a pledge of equity interests in the mortgage borrower. These loans are subordinate to a senior loan, but senior to the owner's equity. These loans may be tranching into senior and junior mezzanine loans, with the junior mezzanine lenders secured by a pledge of the equity interests in the more senior mezzanine borrower. The mezzanine lender typically has different rights as compared to the more senior lenders, including the right to cure defaults under the senior loan and any senior mezzanine loan and purchase the senior loan and any senior mezzanine loan, in each case under certain circumstances following a default on the senior loan. Following a default on a mezzanine loan, and subject to negotiated terms with the mortgage lender or other mezzanine lenders, the mezzanine

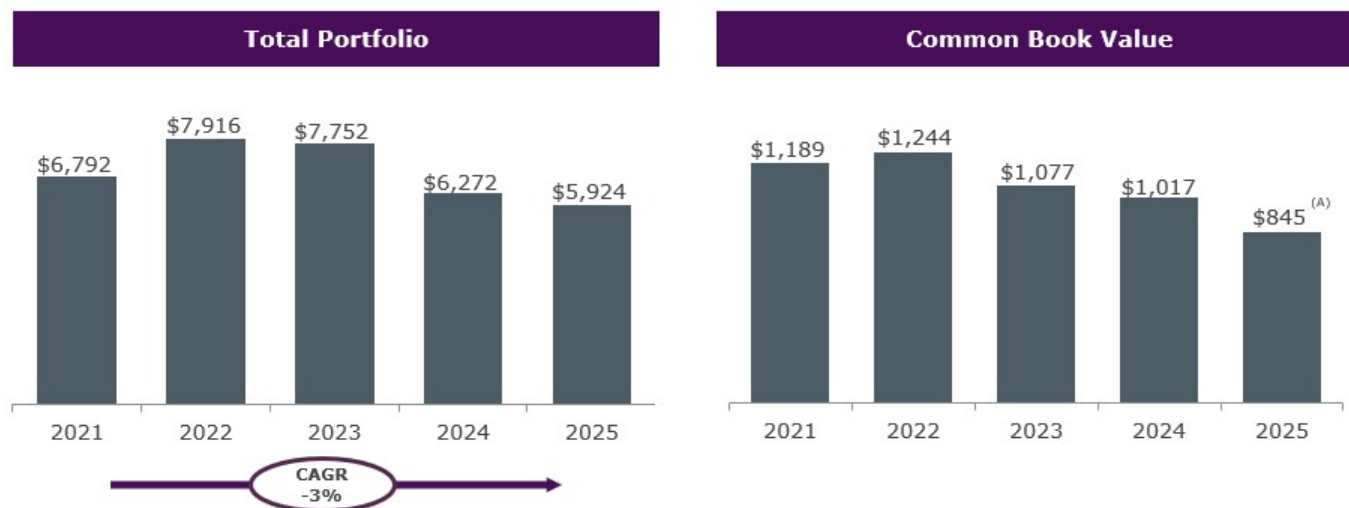
lender generally has the right to foreclose on its equity interest and become the owner of the property, directly or indirectly, subject to the lien of the senior loan and any other debt senior to it including any outstanding senior mezzanine loans.

- *Preferred Equity*—We may make investments that are subordinate to any mortgage or mezzanine loan, but senior to the common equity of the mortgage borrower or owner of a mortgage borrower, as applicable. Preferred equity investments typically pay a preferred return from the investment's cash flow rather than interest payments and often have the right for such preferred return to accrue if there is insufficient cash flow for current payment. These interests are not secured by the underlying real estate, but upon the occurrence of a default, the preferred equity provider typically has the right to effect a change of control with respect to the ownership of the property.
- *Commercial Mortgage-Backed Securities ("CMBS") B-Pieces (New Issue)*—We may also make investments that consist generally of below investment-grade bonds comprising some or all of the BB-rated, B-rated and unrated tranches of a CMBS securitization pool. The underlying loans are typically aggregated into a pool and sold as securities to different investors. Under the pooling and servicing agreements that govern these pools, the loans are administered by a trustee and servicers, who act on behalf of all investors and distribute the underlying cash flows to the different classes of securities in accordance with their seniority. The below-investment grade securities that comprise each CMBS B-Piece have generally in the past been acquired in aggregate. Due to their first loss position, these investments are typically offered at a discount to par. These investments typically carry a 5 to 10-year average life due to prepayment restrictions on the underlying loans. We generally intend to hold these investments through maturity, but may, from time to time, opportunistically sell positions should liquidity become available or be required. Under the risk retention rules under the Dodd-Frank Wall Street Reform and Consumer Protection Act (the "Dodd-Frank Act") that went into effect in December 2016, CMBS B-Piece investments may also include BBB-rated securities and are subject to certain additional restrictions that, among other things, prohibit hedging CMBS B-Pieces or selling CMBS B-Pieces for a period of at least five years from the date the investment was made. We currently hold CMBS B-Piece investments directly through a consolidated CMBS trust and indirectly through our investment in an aggregator vehicle alongside KKR Real Estate Credit Opportunity Partners L.P. ("RECOP I"), a KKR-managed investment fund. See Part II, Item 7. "Management's Discussion and Analysis of Financial Condition and Results of Operations—Our Portfolio."
- *Other Real Estate Securities*—We may make investments in real estate that take the form of CMBS (other than CMBS B-Pieces) or Collateralized Loan Obligations ("CLO") that are collateralized by pools of real estate debt instruments, often senior loans. We may also acquire the debt securities of other REITs or other entities engaged in real estate operating or financing activities, but generally not for the purpose of exercising control over such entities.

Our Portfolio

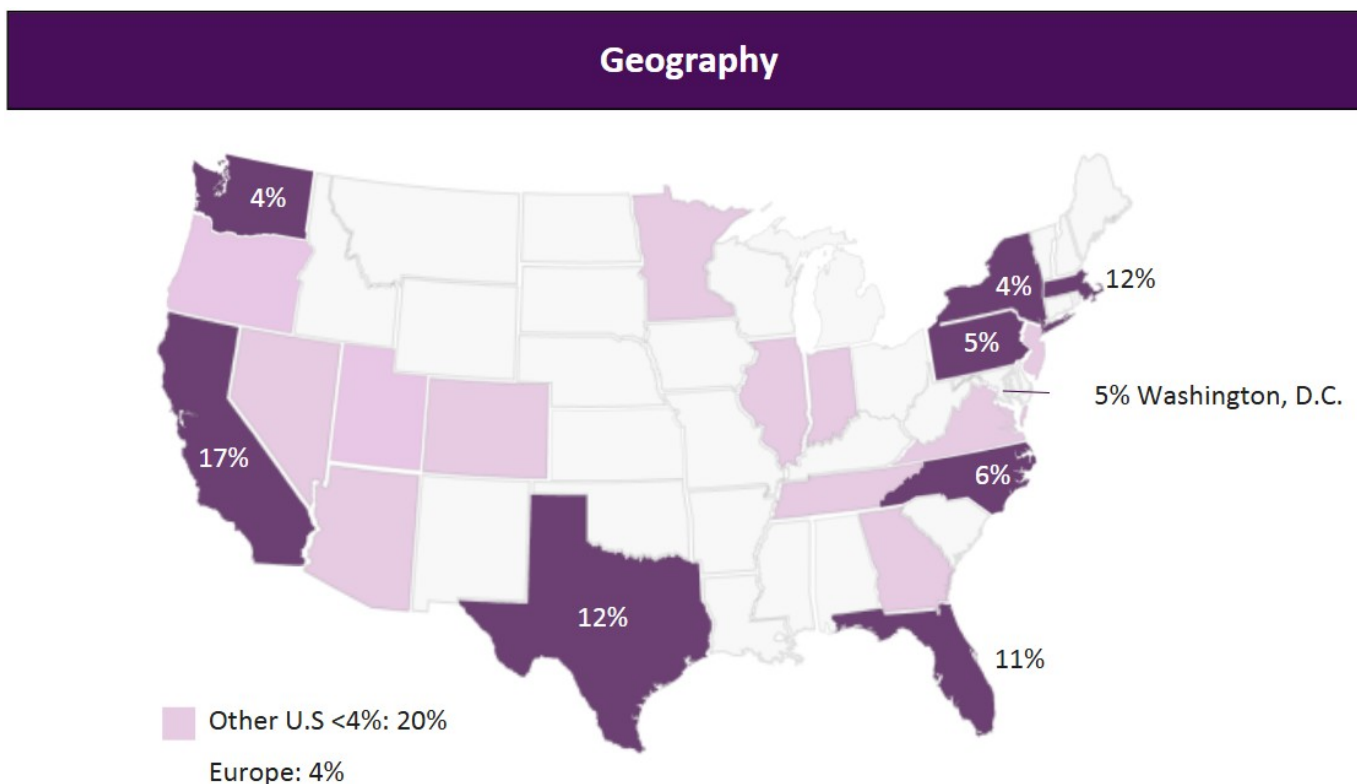
We began operations in October 2014 and have established a portfolio of diversified investments, consisting primarily of performing senior and mezzanine loans. Our aggregate investment portfolio totaled \$5,924.2 million as of December 31, 2025, which is primarily comprised of \$5,361.9 million of total outstanding principal of senior CRE loans, \$502.6 million net investment directly or indirectly in real estate owned assets ("REO"), \$44.6 million CMBS investments and a \$15.1 million investment in an affiliated company. We believe our current portfolio, comprised of target assets representative of our investment philosophy, validates our ability to execute on our stated market opportunity and investment strategy, including lending against high-quality real estate in top markets with strong fundamentals to experienced and well-capitalized sponsors. Since our IPO, we have continued to execute on our primary investment strategy of originating floating-rate transitional senior loans and, as we continue to scale our portfolio, we expect that our originations will continue to be heavily weighted toward floating-rate loans. We expect the majority of our future investment activity to focus on originating floating-rate senior loans, which may include both domestic and international, that we finance with our repurchase facilities and non-mark-to-market financing including term lending agreements, asset specific financing and collateralized loan obligations. In addition, we originate floating-rate loans for which we syndicate a senior position and retain a subordinated interest for our portfolio.

The following charts illustrate the size of our portfolio and related compound annual growth rate ("CAGR") and common book value, over the years ended December 31, 2025 and the preceding four years (amounts in millions):

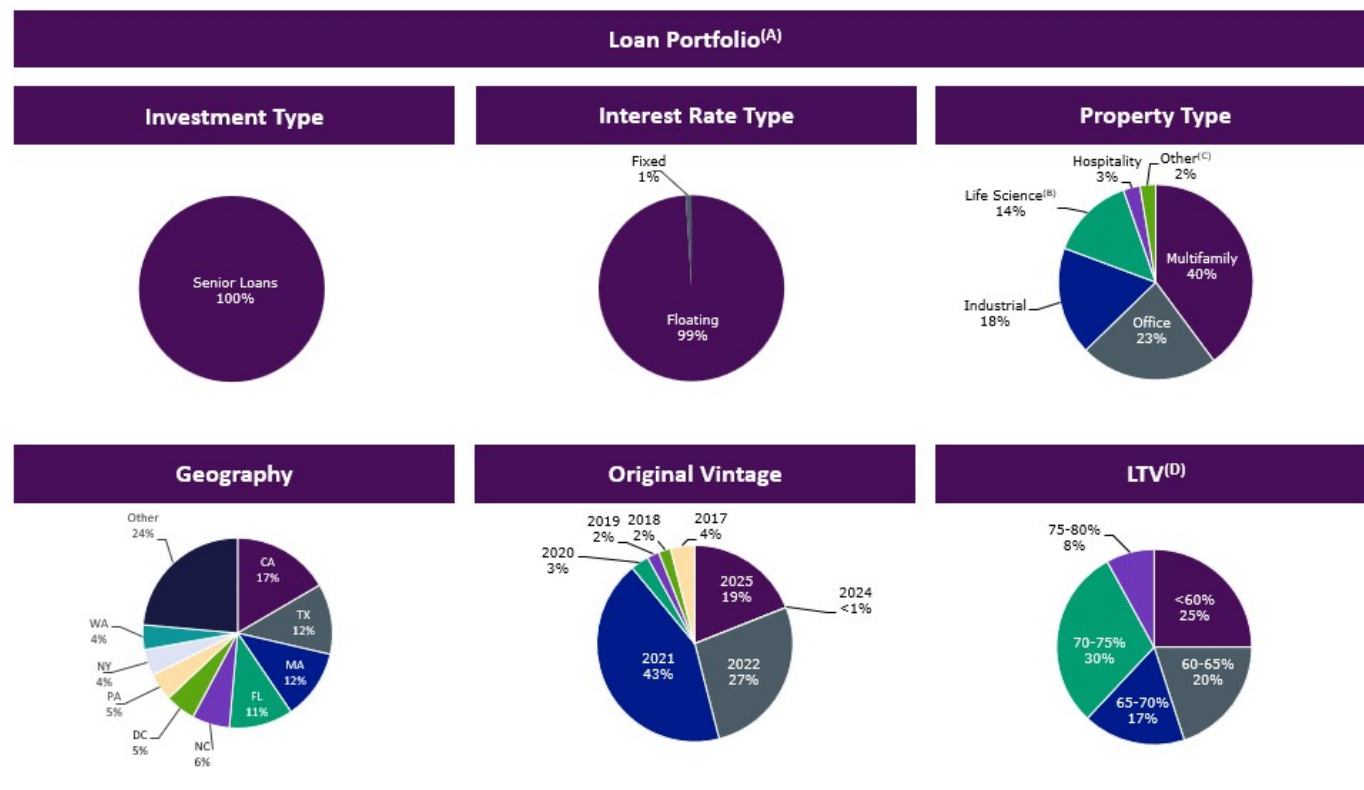


(A) Common book value as of December 31, 2025 includes the impact of a CECL allowance of \$204.1 million and accumulated depreciation of \$5.1 million.

The map below illustrates the geographic distribution of the properties securing our loan portfolio as of December 31, 2025:



The following charts illustrate the diversification of our loan portfolio^(A) as of December 31, 2025, based on type of investment, interest rate, underlying property type, geographic location, vintage and loan to value ("LTV"):



- (A) Charts are based on outstanding principal of our commercial real estate loans. Excludes fully written off loans, loans held in consolidated CMBS trust, and equity method investment, unconsolidated entity.
- (B) We classify a loan as life science if more than 50% of the gross leasable area is leased to, or will be converted to, life science-related space.
- (C) "Other" property type includes Student Housing (2%) and Mixed Use (<1%).
- (D) LTV is generally based on the initial loan amount divided by the as-is appraised value as of the date the loan was originated. Weighted average LTV excludes risk-rated 5 loans.

Our senior loans as of December 31, 2025 had a weighted average LTV at origination of 66%, and we have focused our portfolio on senior positions in the capital structure where the sponsor has meaningful cash or imputed equity subordinated to our position to provide what we believe is downside protection in the event of credit impairment at the asset level.

For additional information regarding our portfolio as of December 31, 2025, see Part II, Item 7. "Management's Discussion and Analysis of Financial Condition and Results of Operations."

Our Financing Strategy

We raise capital through offerings of our equity and debt securities to fund future investments. In addition, as part of our portfolio financing strategy, we may use both direct and structural leverage. Our use of direct leverage includes the utilization of repurchase facilities, term lending agreements, term loan facility, asset specific financing, collateralized loan obligations, secured term loan and revolving credit agreement. Our term lending agreements, term loan facility, asset specific financing, collateralized loan obligations, secured term loan and revolving credit agreement provide us with Non-Mark-to-Market financing sources, which reduces our exposure to market fluctuations. These Non-Mark-to-Market financing sources, which represented 74% of our secured financing as of December 31, 2025, are not subject to credit or capital markets mark-to-market provisions. The remaining 26% of our secured borrowings, which is comprised of four master repurchase agreements, are only subject to credit marks. In addition, we may use structural leverage by syndicating senior mortgage interests in our originated senior loans to other investors and create a subordinated interest that we retain for our portfolio. When utilizing structural leverage, our retained interest is generally a mezzanine loan, secured by a pledge of 100% of the equity ownership interests in the owner of the real property and is generally not subject to recourse. Our retained interest when utilizing structural leverage is subordinate to the lien of the third-party lender that owns the senior interest.

During the year ended and as of December 31, 2025, we:

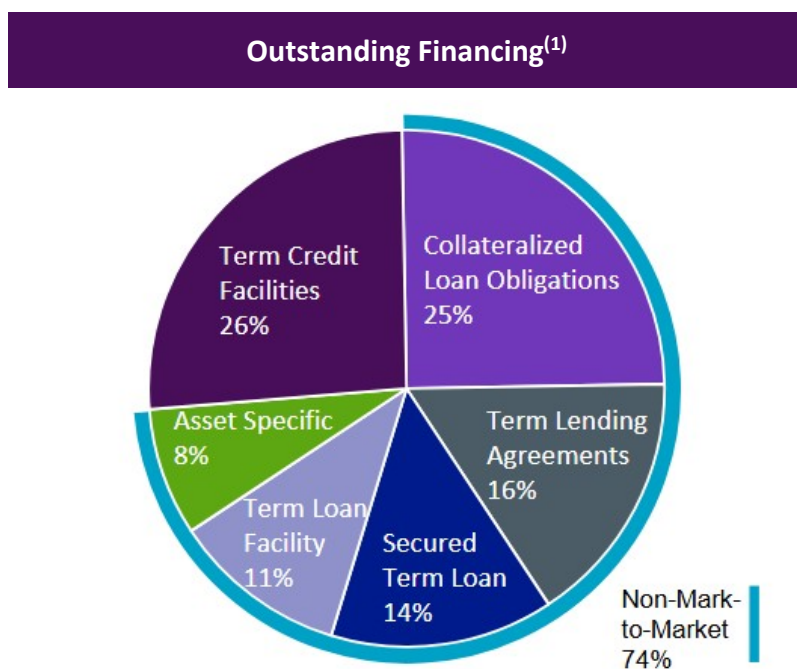
- Refinanced and upsized the secured term loan from \$339.5 million to \$650.0 million, reduced the spread from S+3.50% to S+2.50%, and extended the maturity to March 2032
- Increased the borrowing capacity of the corporate revolving credit facility by \$90.0 million to \$700.0 million and extended the maturity date until 2030
- Entered into three term lending agreements totaling \$650.0 million, which provide match-term financing on a non-mark-to-market basis, and a new £300.0 million term credit agreement to finance European originations
- Currently have no final facility maturities until 2027 and no corporate debt due until 2030

As a result, our Non-Mark-to-Market financing was \$3.5 billion as of December 31, 2025, representing 74% of our secured financing.

The following table details our outstanding financing arrangements as of December 31, 2025 (amounts in thousands):

	Portfolio Financing Outstanding Principal Balance	Maximum Capacity
Master repurchase agreements	\$ 1,220,707	\$ 2,304,250
Collateralized loan obligations	1,198,378	1,198,378
Term lending agreements	771,823	1,377,032
Term loan facility	513,202	1,000,000
Asset specific financing	365,318	480,625
Warehouse facility	—	500,000
Secured term loan	646,750	646,750
Revolving credit agreement	—	700,000
Total portfolio financing	<u>\$ 4,716,178</u>	<u>\$ 8,207,035</u>

The following chart illustrates our progress in diversifying our financing sources and expanding our non-mark-to-market financing sources to reduce our exposure to market volatility:



(A) Based on outstanding principal amount of secured financing.

Financing Risk Management

The amount of leverage employed on our assets will depend on our Manager's assessment of the credit, liquidity, price volatility and other risks of those assets and the financing counterparties and availability of particular types of financing at any given time.

We plan to maintain leverage levels appropriate to our specific portfolio. As of December 31, 2025, our total leverage ratio was 3.9-to-1. We will endeavor to match the terms and indices of our assets and liabilities and will also seek to minimize the risks associated with mark-to-market and recourse borrowing.

Investment Guidelines

Under the management agreement with our Manager, our Manager is required to manage our business in accordance with certain investment guidelines, which include:

- seeking to invest our capital in a broad range of investments in or relating to CRE debt;
- not making investments that would cause us to fail to qualify as a REIT for U.S. federal income tax purposes;
- not making investments that would cause us or any of our subsidiaries to be required to be registered as an investment company under the Investment Company Act;
- allowing allocation of investment opportunities sourced by our Manager to one or more KKR funds advised by our Manager or its affiliates in addition to us, in accordance with the allocation policy then in effect, as applied by our Manager in a fair and equitable manner;
- prior to the deployment of capital into investments, causing our capital to be invested in any short-term investments in money market funds, bank accounts, overnight repurchase agreements with primary federal reserve bank dealers collateralized by direct U.S. government obligations and other instruments or investments reasonably determined by our Manager to be of high quality; and
- investing not more than 25% of our "equity" in any individual investment without the approval of a majority of our board of directors or a duly constituted committee of our board of directors (it being understood, however, that for purposes of the foregoing concentration limit, in the case of any investment that is comprised (whether through a structured investment vehicle or other arrangement) of securities, instruments or assets of multiple portfolio issuers, such investment for purposes of the foregoing limitation will be deemed to be multiple investments in such underlying securities, instruments and assets and not such particular vehicle, product or other arrangement in which they are aggregated).

Impact of Interest Rate Environment

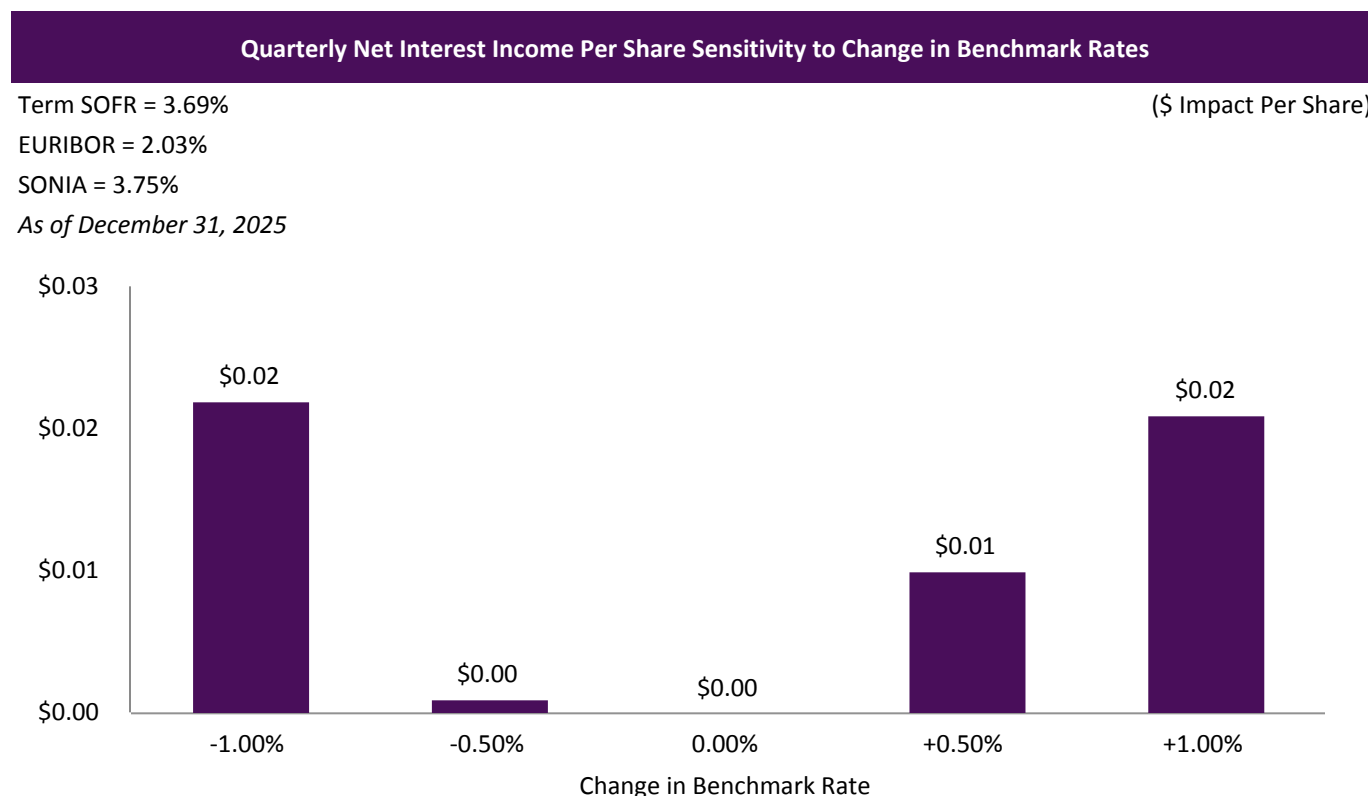
Generally, our business model is such that rising interest rates will result in an increase to our net income, while declining interest rates will decrease our net income. As of December 31, 2025, substantially all of our loans by total loan exposure earned a floating rate of interest benchmarked to Term SOFR, SONIA or EURIBOR.

Additionally, floating-rate senior loans typically have lower interest rate sensitivity and less susceptibility to price declines than fixed-rate investments when short-term rates rise. As a result, we believe that our investment strategy, which is primarily focused on originating or acquiring floating-rate senior loans, strategically positions our portfolio to earn attractive risk-adjusted yields in a rising interest rate environment. In a rising interest rate environment, our interest income on our current portfolio is expected to increase as rates increase. In a declining interest rate environment, our interest income is expected to decrease as benchmark rates decrease; in certain circumstances, however, rate floors relating to our loan portfolio may offset some of the impact from declining rates.

With respect to our fixed-rate CMBS investment held through an equity method investment, rising interest rates could have a negative effect on the value of the securities in our portfolio. Such CMBS securities are purchased at a substantial discount to their principal amount and are much more sensitive to changes in the underlying credit of the securities and credit spreads than

to fluctuations in interest rates. However, an increase in long-term rates, with other factors held constant, may have a negative impact on the market value of the CMBS portfolio.

The following chart illustrates the sensitivity of our net interest income to changes in benchmark rates on a per weighted average diluted common share basis:



For a further discussion, see Part II, Item 7. "Management's Discussion and Analysis of Financial Condition and Results of Operations—Quantitative and Qualitative Disclosures About Market Risk—Interest Rate Risk."

As of December 31, 2025, our floating-rate loan portfolio and financing arrangements were all benchmarked to Term SOFR, SONIA or EURIBOR.

Taxation of the Company

We elected to be treated as a REIT for U.S. federal income tax purposes commencing with our taxable year ended December 31, 2014 and expect to continue to operate so as to qualify as a REIT. So long as we qualify as a REIT, we generally will not be subject to U.S. federal income tax on net taxable income that we distribute annually to our stockholders. In order to qualify as a REIT for U.S. federal income tax purposes, we must continually satisfy tests concerning, among other things, the real estate qualification of sources of our income, the composition and values of our assets, the amounts we distribute to our stockholders and the diversity of ownership of our stock. In order to comply with REIT requirements, we may need to forego otherwise attractive opportunities and limit our expansion opportunities and limit the manner in which we conduct our operations.

See Part I, Item 1A. "Risk Factors—Risks Related to our REIT Status and Certain Other Tax Considerations."

Competition

We are engaged in a competitive business. In our lending and investing activities, we compete for opportunities with a variety of institutional lenders and investors, including other REITs, specialty finance companies, public and private funds (including

funds that KKR or its affiliates may sponsor, advise and/or manage), commercial and investment banks, commercial finance and insurance companies and other financial institutions. Several other REITs have raised, or are expected to raise, significant amounts of capital, and may have investment objectives that overlap with ours, which may create additional competition for lending and investment opportunities. Some competitors may have a lower cost of funds and access to funding sources that are not available to us. Many of our competitors are not subject to the operating constraints associated with REIT rule compliance or maintenance of an exclusion from registration under the Investment Company Act. In addition, some of our competitors may have higher risk tolerances or different risk assessments, which could allow them to consider a wider variety of loans and investments, offer more attractive pricing or other terms and establish more relationships than us. Furthermore, competition for originations of and investments in our target assets may lead to the yields of such assets decreasing, which may further limit our ability to generate satisfactory returns.

In addition, changes in the financial regulatory regime could decrease the current restrictions on banks and other financial institutions and allow them to compete with us for investment opportunities that were previously not available to them. See Part I, Item 1A. "Risk Factors—Risks Related to Our Company—Changes in laws or regulations governing our operations, changes in the interpretation thereof or newly enacted laws or regulations and any failure by us to comply with these laws or regulations, could require changes to certain of our business practices, negatively impact our operations, cash flow or financial condition, impose additional costs on us, subject us to increased competition or otherwise adversely affect our business."

We believe access to our Manager's and KKR's professionals and their industry expertise and relationships provide us with competitive advantages in assessing risks and determining appropriate pricing for potential investments. We believe these relationships will enable us to compete more effectively for attractive investment opportunities. However, we may not be able to achieve our business goals or expectations due to the competitive risks that we face. For additional information concerning these competitive risks, see Part I, Item 1A. "Risk Factors—Risks Related to Our Lending and Investment Activities—We operate in a competitive market for lending and investment opportunities, and competition may limit our ability to originate or acquire desirable loans and investments or dispose of assets we target and could also affect the yields of these assets and have a material adverse effect on our business, financial condition and results of operations."

Human Capital

We do not have any employees. We are externally managed by our Manager pursuant to the management agreement between our Manager and us. Our executive officers are employees of our Manager or one or more of its affiliates. See "Our Manager and KKR."

Additional Information Available

Our website address is www.kkrreit.com. Information on our website is not incorporated by reference herein and is not a part of this Annual Report on Form 10-K. We make available free of charge on our website or provide a link on our website to our Annual Report on Form 10-K, Quarterly Reports on Form 10-Q and Current Reports on Form 8-K, and any amendments to those reports filed or furnished pursuant to Section 13(a) or 15(d) of the Exchange Act, as soon as reasonably practicable after those reports are electronically filed with, or furnished to, the SEC. To access these filings, go to the "Investor Relations" page on our website, then click on "SEC Filings". Our SEC filings are also available to the public from the SEC's internet site at <http://www.sec.gov>. From time to time, we may use our website at www.kkrreit.com as a channel of distribution of material information. Financial and other material information regarding our company is routinely posted and accessible on our website. In addition, you may automatically receive e-mail alerts and other information about our company by enrolling your e-mail address by visiting the "E-mail Alerts" section of the "Investor Relations" page on our website.

ITEM 1A. RISK FACTORS

The following risks could materially and adversely affect our business, financial condition, and results of operations, and the trading price of our common stock could decline. These risk factors do not identify all risks that we face, and our operations could also be affected by factors that are not presently known to us or that we currently consider to be immaterial to our operations. Due to risks and uncertainties, known and unknown, our past financial results may not be a reliable indicator of future performance, and historical trends should not be used to anticipate results or trends in future periods. Refer also to the other information set forth in this Annual Report on Form 10-K, including “Management’s Discussion and Analysis of Financial Condition and Results of Operations” and our financial statements and the related notes thereto.

Risks Related to Our Lending and Investment Activities

We operate in a competitive market for lending and investment opportunities, and competition may limit our ability to originate or acquire desirable loans and investments or dispose of assets we target and could also affect the yields of these assets and have a material adverse effect on our business, financial condition and results of operations.

A number of entities compete with us to make the types of loans and investments we seek to originate or acquire. Our profitability depends, in large part, on our ability to originate or acquire target assets on attractive terms. In originating or acquiring target assets, we compete with a variety of institutional lenders and investors, including other REITs, specialty finance companies, public and private funds (including funds sponsored, advised and/or managed by KKR or its affiliates), commercial and investment banks, commercial finance and insurance companies and other financial institutions. Several other REITs have raised, or are expected to raise, significant amounts of capital, and may have investment objectives that overlap with ours, which may create additional competition for lending and investment opportunities. Some competitors may have a lower cost of funds and access to funding sources that are not available to us, such as the U.S. government. Many of our competitors are not subject to the operating constraints associated with REIT rule compliance or maintenance of an exclusion from registration under the Investment Company Act. In addition, some of our competitors may have higher risk tolerances or different risk assessments, which could allow them to consider a wider variety of loans and investments, offer more attractive pricing or other terms and establish more relationships than us. Furthermore, competition for originations of and investments in our target assets may lead to the yields of such assets decreasing, which may further limit our ability to generate satisfactory returns. In addition, changes in the financial regulatory regime could decrease the current restrictions on banks and other financial institutions and allow them to compete with us for investment opportunities that were previously not available to them. See “Risks Related to Our Company—Changes in laws or regulations governing our operations, changes in the interpretation thereof or newly enacted laws or regulations and any failure by us to comply with these laws or regulations, could require changes to certain of our business practices, negatively impact our operations, cash flow or financial condition, impose additional costs on us, subject us to increased competition or otherwise adversely affect our business” below.

As a result of this competition, desirable loans and investments in our target assets may be limited in the future and we may not be able to take advantage of attractive lending and investment opportunities from time to time. We can provide no assurance that we will be able to identify and originate loans or make investments that are consistent with our investment objectives. We cannot assure you that the competitive pressures we face will not have a material adverse effect on our business, financial condition and results of operations.

In addition, our investment strategy with respect to certain types of investments may depend, in part, on our ability to enter into satisfactory relationships with joint ventures, operating partners and/or strategic co-investors. There can be no assurance that current relationships with such parties will continue (whether on currently applicable terms or otherwise) or that we will be able to establish relationships with other such persons in the future if desired and on terms favorable to us.

Our loans and investments expose us to risks associated with debt-oriented real estate investments generally.

We seek to invest primarily in debt investments in or relating to real estate assets. Deterioration of real estate fundamentals generally, and in the United States in particular, has increased the default risk applicable to borrowers, and made it relatively more difficult for us to generate attractive risk-adjusted returns and continue to negatively impact our performance. Changes in general economic conditions have affected the creditworthiness of borrowers and the value of underlying real estate collateral relating to our investments. Such changes and have included and/or may in the future include economic and/or market fluctuations, increases in remote working arrangements, changes in environmental, zoning and other laws, casualty or condemnation losses, regulatory limitations on rents, decreases in property values, changes in the appeal of properties to tenants, changes in supply and demand of real estate products, fluctuations in real estate fundamentals (including average occupancy and room rates for hotel properties), energy and supply shortages, various uninsured or uninsurable risks, natural

disasters, terrorism, acts of war, outbreaks of pandemic or contagious diseases, changes in government regulations (such as rent control), political and legislative uncertainty, changes in monetary policy, changes in real property tax rates and operating expenses, changes in interest rates, changes in the availability of debt financing and/or mortgage funds which may render the sale or refinancing of properties difficult or impracticable, increased mortgage defaults, increases in borrowing rates, escalating global trade tensions including the adoption or expansion of economic sanctions or trade restrictions, global conflicts, negative developments in the economy that depress travel activity, adverse changes in demand and/or real estate values generally and other factors that are beyond our control. In addition, our investments may be exposed to new or increased risks and liabilities associated with global climate change, such as increased frequency or intensity of adverse weather and natural disasters, which could negatively impact our and our borrowers' businesses and the value of the properties securing our investments.

We cannot predict the degree to which economic conditions generally, and the conditions for real estate debt investing in particular, will improve or decline. Any future declines in the performance of the U.S. and global economies or in the real estate debt markets could have a material adverse effect on our business, financial condition, and results of operations.

Fluctuations in interest rates and credit spreads could reduce our ability to generate income on our loans and other investments, which could lead to a significant decrease in our results of operations, cash flows and the market value of our investments and could materially impair our ability to pay distributions to our stockholders.

Our primary interest rate exposures relate to the yield on our loans and other investments and the financing cost of our debt, as well as any interest rate swaps that we may utilize for hedging purposes. Changes in interest rates and credit spreads will affect our net income from loans and other investments, which is the difference between the interest and related income earned on interest-earning investments and the interest and related expense incurred in financing these investments. As of December 31, 2025, our floating-rate loan portfolio and financing arrangements were all benchmarked to Term SOFR, SONIA or EURIBOR. In a declining interest rate environment, our interest income generally decreases as benchmark rates decrease. Also, in a declining interest rate environment, the value of our fixed-rate investments may increase and if interest rates were to increase, the value of these fixed-rate investments may fall; however, the interest income generated by these fixed-rate investments would not be affected by market interest rates. The interest rates we pay under our current financing facilities are floating-rate. Accordingly, our interest expense will generally increase as interest rates increase and decrease as interest rates decrease. Generally, the composition of our investments is such that rising interest rates will increase our net income, while declining interest rates will decrease our net income. However, rate floors relating to our floating-rate loans may offset some of the impact from declining rates. There can be no assurance that we will continue to utilize rate floors.

Notwithstanding the current period of relatively high interest rates, the U.S. Federal Reserve began decreasing rates in 2024 and 2025 and has indicated that it may further decrease interest rates in 2026. In a period of declining interest rates, our interest income on floating-rate investments would generally decrease, while any decrease in the interest we are charged on our floating-rate debt may be subject to floors and may not compensate for such decrease in interest income. However, rate floors relating to our loan portfolio may offset some of the impact from declining rates. In addition, interest we are charged on our fixed-rate debt would not change. Any such scenario could adversely affect our results of operations and financial condition.

Our operating results depend, in part, on differences between the income earned on our investments, net of credit losses, and our financing costs. The yields we earn on our floating-rate assets and our borrowing costs tend to move in the same direction in response to changes in interest rates. However, one can rise or fall faster than the other, causing our net interest margin to expand or contract. In addition, we could experience reductions in the yield on our investments and an increase in the cost of our financing. Although we seek to match the terms of our liabilities to the expected lives of loans that we acquire or originate, circumstances may arise in which our liabilities are shorter in duration than our assets, resulting in their adjusting faster in response to changes in interest rates. For any period during which our investments are not match-funded, the income earned on such investments may respond more slowly to interest rate fluctuations than the cost of our borrowings. Consequently, changes in interest rates, particularly short-term interest rates, may immediately and significantly decrease our results of operations and cash flows and the market value of our investments. Interest rate and credit spread fluctuations resulting in our interest and related expense exceeding interest and related income would result in operating losses for us, and any such reduction in our net interest income could materially impair our ability to pay distributions to our stockholders. Changes in the level of interest rates and credit spreads may also affect our ability to make loans or investments and the value of our loans and investments.

Furthermore, increases in interest rates and/or credit spreads may negatively affect demand for loans and could result in higher borrower default rates, while decreases in interest rates and/or credit spreads may decrease our interest income on floating-rate investments and may lead to higher prepayment rates on our loans.

We may not have control over certain of our loans and investments.

Our ability to manage our portfolio of loans and investments may be limited by the form in which they are made. In certain situations, we may:

- acquire investments subject to rights of senior classes, special servicers or collateral managers under intercreditor, servicing agreements or securitization documents;
- pledge our investments as collateral for financing arrangements;
- acquire only a minority and/or a non-controlling participation in an underlying investment;
- co-invest with others through partnerships, joint ventures or other entities, thereby acquiring non-controlling interests; or
- rely on independent third-party management or servicing with respect to the management of an asset.

Therefore, we may not be able to exercise control over all aspects of our loans or investments. Such financial assets may involve risks not present in investments where senior creditors, junior creditors, servicers or third-party controlling investors are not involved. Our rights to control the process following a borrower default may be subject to the rights of senior or junior creditors or servicers whose interests may not be aligned with ours. A partner or co-venturer may have financial difficulties resulting in a negative impact on such asset, may have economic or business interests or goals that are inconsistent with ours, or may be in a position to take action contrary to our investment objectives. In addition, we will generally pay all or a portion of the expenses relating to our joint ventures and we may, in certain circumstances, be liable for the actions of our partners or co-venturers.

CRE-related investments that are secured, directly or indirectly, by real property are subject to delinquency, foreclosure and loss, which could result in losses to us.

CRE debt instruments (e.g., mortgages, mezzanine loans and preferred equity) that are secured, directly or indirectly, by commercial property are subject to risks of delinquency and foreclosure and risks of loss that are greater than similar risks associated with loans made on the security of single-family residential property. The ability of a borrower to repay a loan secured by an income-producing property typically is dependent primarily upon the successful operation of the property rather than upon the existence of independent income or assets of the borrower. If the net operating income of the property is reduced, the borrower's ability to repay the loan may be impaired. Net operating income of an income-producing property can be affected by, among other things:

- tenant mix and tenant bankruptcies;
- success of tenant businesses;
- property management decisions, including with respect to capital improvements, particularly in older building structures;
- renovations or repositionings during which operations may be limited or halted completely;
- property location and condition, including without limitation, any need to address climate-related risks;
- competition from other properties offering the same or similar services;
- changes in laws that increase operating expenses or limit rents that may be charged;
- any liabilities relating to environmental matters at the property;
- changes in global, national, regional or local economic conditions and/or specific industry segments;
- increases in remote working arrangements and the subsequent effect on demand for CRE;
- global trade disruption, supply chain issues, significant introduction of trade barriers and bilateral trade frictions;

- labor shortages and increasing wages;
- higher inflation rates;
- declines in global, national, regional or local real estate values;
- declines in global, national, regional or local rental or occupancy rates;
- changes in interest rates and in the state of the credit and securitization markets and the debt and equity capital markets, including diminished availability or lack of debt financing for CRE;
- changes in real estate tax rates and other operating expenses;
- changes in governmental rules, regulations and fiscal policies, including environmental legislation, income tax regulations and other tax legislation;
- outbreaks of contagious or pandemic diseases;
- acts of God, natural disasters, climate change related risks, terrorism, social unrest and civil disturbances, which may decrease the availability of or increase the cost of insurance or result in uninsured losses; and
- adverse changes in zoning laws.

In addition, we are exposed to the risk of judicial proceedings with our borrowers and entities in which we invest, including bankruptcy or other litigation, as a strategy to avoid foreclosure or enforcement of other rights by us as a lender or investor. In the event that any of the properties or entities underlying or collateralizing our loans or investments experiences any of the foregoing events or occurrences, the value of, and return on, such investments could decline and could adversely affect our results of operations and financial condition.

Loans on properties in transition will involve a greater risk of loss than conventional mortgage loans.

We primarily invest in transitional loans to borrowers who are typically seeking short-term capital to be used in an acquisition or rehabilitation of a property. The typical borrower under a transitional loan has usually identified an undervalued asset that has been under-managed and/or is located in a recovering market. If the market in which the asset is located fails to improve according to the borrower's projections, or if the borrower fails to improve the quality of the asset's management and/or the value of the asset, the borrower may not receive a sufficient return on the asset to satisfy the transitional loan, and we bear the risk that we may not recover some or all of our investment. During periods in which there are decreases in demand for certain properties as a result of macroeconomic factors, reductions in the financial resources of tenants, and defaults by borrowers or tenants, borrowers face additional challenges in transitioning properties. Market downturns or other adverse macroeconomic factors may affect transitional loans in our portfolio more adversely than loans secured by more stabilized assets. A portion of our loans are secured by office space and similar commercial real estate. This sector has recently been affected by certain macroeconomic factors, such as an increased prevalence of remote work.

Furthermore, the renovation, refurbishment or expansion of a property by a borrower involves risks of cost overruns and noncompletion. Estimates of the costs of improvements to bring an acquired property up to standards established for the market position intended for that property may prove inaccurate. Other risks may include rehabilitation costs exceeding original estimates, possibly making a project uneconomical, environmental risks, delays in legal and other approvals (e.g., for condominiums) and rehabilitation and subsequent leasing of the property not being completed on schedule. Inflation in the cost of labor and materials, as well as global supply chain shortages or slowdowns can also create challenges for borrowers in transitioning properties. If such renovation is not completed in a timely manner, or if it costs more than expected, the borrower may experience a prolonged reduction of net operating income and may not be able to make payments on our investment on a timely basis or at all, which could result in significant losses.

In addition, borrowers usually use the proceeds of a conventional mortgage to repay a transitional loan. Transitional loans therefore are subject to risks of a borrower's inability to obtain permanent financing to repay the transitional loan and to the broader availability of conventional mortgages at amenable rates. In the event of any default under transitional loans that may be held by us, we bear the risk of loss of principal and non-payment of interest and fees to the extent of any deficiency between

the value of the mortgage collateral and the principal amount and unpaid interest of the transitional loan. To the extent we suffer such losses with respect to these transitional loans, it could adversely affect our results of operations and financial condition.

Prepayment and extension rates may adversely affect the value of our portfolio of assets.

Generally, our borrowers may repay their loans prior to their stated final maturities. In periods of declining interest rates and/or credit spreads, prepayment rates on loans generally increase. If general interest rates and credit spreads decline at the same time, the proceeds of such prepayments received during such periods are likely to be reinvested by us in assets yielding less than the yields on the assets that were prepaid. We may not be able to reinvest the principal repaid at the same or higher yield of the original investment. Conversely, in periods of rising interest rates or worsening economic conditions, prepayment rates are likely to decrease and the number of our borrowers who exercise extension options or seek extensions from us, which could extend beyond the term of certain secured financing agreements we use to finance our loan investments, is likely to increase. This could have a negative impact on our results of operations, and in some situations, we may be forced to sell assets to maintain adequate liquidity, which could cause us to incur losses.

In addition, the value of our assets may be affected by prepayment rates on loans. If we originate or acquire mortgage-related securities or a pool of mortgage securities, we anticipate that the underlying mortgages will prepay at a projected rate generating an expected yield. If we purchase assets at a premium to par value, when borrowers prepay their loans faster than expected, the corresponding prepayments on the mortgage-related securities may reduce the expected yield on such securities because we will have to amortize the related premium on an accelerated basis. Conversely, if we purchase assets at a discount to par value, when borrowers prepay their loans slower than expected, the decrease in corresponding prepayments on the mortgage-related securities may reduce the expected yield on such securities because we will not be able to accrete the related discount as quickly as originally anticipated. In addition, as a result of the risk of prepayment, the market value of the prepaid assets may benefit less than other fixed income securities from declining interest rates.

Prepayment rates on loans may be affected by a number of factors including, but not limited to, the then-current level of interest rates and credit spreads, fluctuations in asset values, the availability of mortgage credit, the relative economic vitality of the area in which the related properties are located, the servicing of the loans, possible changes in tax laws, other opportunities for investment, and other economic, social, geographic, demographic and legal factors and other factors beyond our control. Consequently, such prepayment rates cannot be predicted with certainty and no strategy can completely insulate us from prepayment or other such risks. If prepayment rates exceed our expectations, we may have greater difficulty in redeploying the proceeds into new investment opportunities, which may significantly increase our cash balance and exacerbate the risks related to our cash management strategy. Alternatively, if the rate of borrowers exercising extension options on our loans or the number of extensions we provide exceeds our expectations, our potential exposure to loan non-performance may increase and our ability to maintain adequate liquidity may be negatively impacted. For further discussion of the risks related to capital deployment, see “Difficulty in redeploying the proceeds from repayments of our existing loans and investments may cause our financial performance and returns to investors to suffer” below.

Our loans often contain call protection provisions that require a certain minimum amount of interest due to us regardless of when the loan is repaid. These include prepayment fees expressed as a percentage of the unpaid principal balance, or the amount of foregone net interest income due us from the date of repayment through a date that is frequently 12 or 18 months after the origination date. Loans that are outstanding beyond the end of the call protection or yield maintenance period can be repaid with no prepayment fees or penalties. The absence of call protection provisions may expose us to the risk of early repayment of loans, and the inability to redeploy capital accretively.

Difficulty in redeploying the proceeds from repayments of our existing loans and investments may cause our financial performance and returns to investors to suffer.

As our loans and investments are repaid, we may redeploy the proceeds we receive into new loans and investments, repay borrowings under our credit facilities, pay dividends to our stockholders or repurchase outstanding shares of our common stock. It is possible that we will fail to identify reinvestment options that would provide returns or a risk profile that is comparable to the asset that was repaid. If we fail to redeploy the proceeds we receive from repayment of a loan in equivalent or better alternatives in a timely manner, our financial performance and returns to investors could suffer.

In light of our investment strategy and the need to be able to invest capital quickly to capitalize on potential investment opportunities, we may from time to time maintain cash pending deployment into investments, which may at times be significant. Such cash may be held in an account of ours for the benefit of stockholders or may be invested in money market accounts or other similar temporary investments. While the duration of such holding period is expected to be relatively short, in

the event we are unable to find suitable investments, such cash positions may be maintained for longer periods. It is not anticipated that the temporary investment of such cash into money market accounts or other similar temporary investments pending deployment into investments will generate significant interest, and such low interest payments on the temporarily invested cash may adversely affect our financial performance and returns to investors.

In addition, we have also invested in CMBS, and may from time to time invest in CMBS and CRE CLO securities as part of our short-term cash management strategy. Subordinate interests such as CMBS, CRE CLO securities and similar structured finance investments generally are not actively traded and are relatively illiquid investments. Volatility in CMBS and CRE CLO trading markets may cause the value of these investments to decline. In addition, if the underlying mortgage portfolio has been overvalued by the originator, or if the values subsequently decline and, as a result, less collateral value is available to satisfy interest and principal payments and any other fees in connection with the trust or other conduit arrangement for such securities, we may incur significant losses. For further discussion of the risks related to such investments, see “Our investments in CMBS and other similarly structured finance investments, as well as those we structure, sponsor or arrange, would pose additional risks, including the risks of the securitization process, the risk that we will not be able to recover some or all of our investment, the possibility that the CMBS market will be significantly affected by current or future regulation and the risk that we will not be able to hedge or transfer our CMBS B-Piece investments for a significant period of time” below.

The due diligence process that our Manager undertakes in regard to investment opportunities may not reveal all facts that may be relevant in connection with an investment and if our Manager incorrectly evaluates the risks of our investments, we may experience losses.

Before making investments for us, our Manager conducts due diligence that it deems reasonable and appropriate based on the facts and circumstances relevant to each potential investment. When conducting due diligence, our Manager may be required to evaluate a number of important issues, including but not limited to those relating to business, financial, tax, accounting, sustainability, technology, cybersecurity, legal, regulatory and macroeconomic trends. The nature and scope of our Manager’s sustainability-related diligence, if any, will vary based on the investment opportunity, but may include a review of, among other things: energy management, air and water pollution, land contamination, diversity, human rights, employee health and safety, accounting standards and bribery and corruption. Outside consultants, legal advisors, accountants and investment banks may be involved in the due diligence process in varying degrees depending on the type of potential investment. Selecting and evaluating sustainability factors is subjective by nature, and there is no guarantee that the criteria utilized or judgment exercised by our Manager or a third-party sustainability specialist (if any) will reflect the beliefs, values, internal policies or preferred practices of any particular investor or align with the beliefs or values or preferred practices of other asset managers or with market trends. The materiality of sustainability risks and impacts on an individual potential investment or portfolio as a whole are dependent on many factors, including the relevant industry, country, asset class and investment style.

Our Manager’s loss estimates based on its due diligence process may not prove accurate, as actual results may vary from estimates. If our Manager underestimates the asset-level losses relative to the price we pay for a particular investment, we may experience losses with respect to such investment. Moreover, investment analyses and decisions by our Manager may frequently be required to be undertaken on an expedited basis to take advantage of investment opportunities. In such cases, the information available to our Manager at the time of making an investment decision may be limited, and it may not have access to detailed information regarding such investment. Further, certain considerations covered by our Manager’s diligence, such as sustainability, are continuously evolving, including from an assessment, regulatory and compliance standpoint, and our Manager may not accurately or fully anticipate such evolution. For instance, our Manager’s responsible investing framework does not represent a universally recognized standard for assessing sustainability considerations as there are different frameworks and methodologies being implemented by other asset managers, in addition to numerous international initiatives on the subject. Therefore, we cannot assure you that our Manager will have knowledge of all circumstances that may adversely affect such investment.

In addition, it is difficult for real estate debt investors in certain circumstances to receive full transparency with respect to underlying investments because transactions are often effectuated on an indirect basis through pools or conduit vehicles rather than directly with the borrower. Loan structures or the terms of investments may make it difficult for us to monitor and evaluate investments. Therefore, we cannot assure you that our Manager will have knowledge of all information that may adversely affect such investment.

CMBS B-Pieces, mezzanine loans, preferred equity and other investments that are subordinated or otherwise junior in an issuer’s capital structure and that involve privately negotiated structures expose us to greater risk of loss.

We invest in debt instruments (CMBS B-Pieces) and may invest in preferred equity that are subordinated or otherwise junior in an issuer's capital structure and that involve privately negotiated structures. Our current and future investments in subordinated debt and mezzanine tranches of a borrower's capital structure and our remedies with respect thereto, including the ability to foreclose on any collateral securing such investments, are subject to the rights of any senior creditors and, to the extent applicable, contractual intercreditor and/or participation agreement provisions. Significant losses related to such loans or investments could adversely affect our results of operations and financial condition.

Investments in subordinated debt involve greater credit risk of default than the senior classes of the issue or series. As a result, with respect to our investments in CMBS B-Pieces, mezzanine loans and other subordinated debt, we would potentially receive payments or interest distributions after, and must bear the effects of losses or defaults on the senior debt (including underlying senior loans, senior mezzanine loans, B-Notes, preferred equity or senior CMBS bonds, as applicable) before, the holders of other more senior tranches of debt instruments with respect to such issuer. As the terms of such loans and investments are subject to contractual relationships among lenders, co-lending agents and others, they can vary significantly in their structural characteristics and other risks.

Mezzanine loans are by their nature structurally subordinated to more senior property-level financings. If a borrower defaults on our mezzanine loan or on debt senior to our loan, or if the borrower is in bankruptcy, our mezzanine loan will be satisfied only after the property-level debt and other senior debt is paid in full. In addition, mezzanine loans may have higher loan-to-value ratios than conventional mortgage loans, resulting in less equity in the property and increasing the risk of loss of principal. As a result, a partial loss in the value of the underlying collateral can result in a total loss of the value of the mezzanine loan. Moreover, even if we are able to foreclose on the underlying collateral following a default on a mezzanine loan, we would be substituted for the defaulting borrower and, to the extent income generated on the underlying property is insufficient to meet outstanding debt obligations on the property, may need to commit substantial additional capital and/or deliver a replacement guarantee by a creditworthy entity, which could include us, to stabilize the property and prevent additional defaults to lenders with existing liens on the property. Significant losses related to our mezzanine loans and our indirect CMBS B-Piece investments could result in operating losses for us and may limit our ability to make distributions to our stockholders.

Investments in preferred equity involve a greater risk of loss than conventional debt financing due to a variety of factors, including their non-collateralized nature and subordinated ranking to other loans and liabilities of the entity in which such preferred equity is held. Accordingly, if the issuer defaults on our investment, we would only be able to proceed against such entity in accordance with the terms of the preferred equity, and not against any property owned by such entity. Furthermore, in the event of bankruptcy or foreclosure, we would only be able to recoup our investment after all lenders to, and other creditors of, such entity are paid in full. As a result, we may lose all or a significant part of our investment, which could result in significant losses.

In addition, our investments in senior loans may be effectively subordinated to the extent we borrow under a warehouse loan (which can be in the form of a repurchase agreement) or similar facility and pledge the senior loan as collateral. Under these arrangements, the lender has a right to repayment of the borrowed amount before we can collect on the value of the senior loan, and therefore if the value of the pledged senior loan decreases below the amount we have borrowed, we would experience a loss.

Investments may be concentrated in terms of geography, asset types and sponsors, which could subject us to increased risk of loss.

We are not required to observe specific diversification criteria, except as may be set forth in the investment guidelines adopted by our board of directors. Therefore, our investments in our target assets may at times be concentrated in certain property types that may be subject to higher risk of default or foreclosure, or secured by properties concentrated in a limited number of geographic locations.

To the extent that our assets are concentrated in any one region, sponsor or type of asset, economic and business downturns generally relating to such type of asset, sponsor or region may result in defaults on a number of our investments within a short time period, which could adversely affect our results of operations and financial condition. In addition, because of asset concentrations, even modest changes in the value of the underlying real estate assets could have a significant impact on the value of our investment. As a result of any high levels of concentration, any adverse economic, political, climate-related or other conditions that disproportionately affects those geographic areas or asset classes could have a magnified adverse effect on our results of operations and financial condition, and the value of our stockholders' investments could vary more widely than if we invested in a more diverse portfolio of loans.

Our investment strategy may be changed without stockholder consent.

While we primarily seek to make real estate-related debt investments, our Manager may otherwise implement on our behalf strategies or discretionary approaches it believes from time to time may be best suited to prevailing market conditions in furtherance of that purpose, subject to the supervision and direction of our board of directors and the limitations set forth in our organizational documents and governing agreements. There can be no assurance that our Manager will be successful in implementing any particular investment strategy. Our Manager may change our investment strategy or asset allocation at any time without the consent of stockholders, which could result in our Manager making investments that are different from, and possibly riskier than, the investments described in this Annual Report on Form 10-K. A change in our investment strategy may also increase our exposure to interest rate and real estate market fluctuations and could adversely affect our results of operations and financial condition.

Our investments in CMBS and other similarly structured finance investments, as well as those we structure, sponsor or arrange, would pose additional risks, including the risks of the securitization process, the risk that we will not be able to recover some or all of our investment, the possibility that the CMBS market will be significantly affected by current or future regulation and the risk that we will not be able to hedge or transfer our CMBS B-Piece investments for a significant period of time.

We have invested and may from time to time invest in pools or tranches of CMBS and other similar securities. The collateral underlying CMBS generally consists of commercial mortgages or real property that have a multifamily or commercial use, such as retail space, office buildings, warehouse property and hotels. CMBS have been issued in a variety of issuances, with varying structures including senior and subordinated classes. Our investments in CMBS are subject to losses. In general, losses on a mortgaged property securing a senior loan included in a securitization will be borne first by the equity holder of the property, then by a cash reserve fund or letter of credit, if any, then by the holder of a mezzanine loan or B-Note, if any, then by the “first loss” subordinated security holder (generally, the B-Piece buyer) and then by the holder of a higher-rated security. In the event of default and the exhaustion of any equity support, reserve fund, letter of credit, mezzanine loans or B-Notes, and any classes of securities junior to those in which we invest, we will not be able to recover some or all of our investment in the securities we purchase. There can be no assurance that our CMBS underwriting practices will yield their desired results and there can be no assurance that we will be able to effectively achieve our investment objective or that projected returns will be achieved.

In addition, the CMBS market may be significantly affected by current or future regulation. The risk retention rules under the Dodd-Frank Act, which generally require a sponsor of a CMBS transaction to retain, directly or indirectly, at least 5% of the credit risk of the securitized assets collateralizing the CMBS, went into effect in December 2016. The impact of these current and future requirements on the CMBS securitization market generally are uncertain and may result in many CMBS market participants ceasing origination of and investment in CMBS, a lack of liquidity in the CMBS market and increased costs in CMBS transactions. As a result, there may be little or no CMBS investment opportunities available to us and any opportunities that are available may be less attractive than CMBS opportunities prior to the effectiveness of the risk retention rules. The rules may also negatively affect the market value of our current CMBS holdings as well as the larger commercial real estate debt markets.

If we invest in a CMBS B-Piece because a sponsor of a CMBS utilizes us as an eligible third-party purchaser to satisfy the risk retention rules under the Dodd-Frank Act, we will be required to meet certain conditions, including holding the related CMBS B-Piece, without transferring or hedging the CMBS B-Piece, for a significant period of time (at least five years), which could prevent us from mitigating losses on the CMBS B-Piece. Even if we seek to transfer the CMBS B-Piece after five years, any subsequent purchaser of the CMBS B-Piece will be required to satisfy the same conditions that we were required to satisfy when we acquired the interest from the CMBS sponsor. Accordingly, no assurance can be given that any secondary market liquidity will exist for such CMBS B-Pieces.

We currently have CMBS B-Piece investments directly through a consolidated CMBS trust and indirectly through our investment in an aggregator vehicle alongside RECOP I, a KKR-managed investment fund. See “Risks Related to Our Relationship with Our Manager and Its Affiliates—There are various conflicts of interest in our relationship with KKR, including with our Manager and in the allocation of investment opportunities to KKR investment vehicles and us, which could result in decisions that are not in the best interests of our stockholders” and Part II, Item 7. “Management’s Discussion and Analysis of Financial Condition and Results of Operations—Our Portfolio.”

Any credit ratings assigned to our investments or to us will be subject to ongoing evaluations and revisions and we cannot assure you that those ratings will not be downgraded.

Some of our investments may be rated by rating agencies. Any credit ratings assigned to our investments or to us are subject to ongoing evaluation by credit rating agencies, and we cannot assure you that any such ratings will not be downgraded or withdrawn by a rating agency in the future if, in its judgment, circumstances warrant. If rating agencies assign a lower-than-expected rating or reduce or withdraw, or indicate that they may reduce or withdraw, their ratings of our investments in the future, the value and liquidity of our investments could significantly decline, which would adversely affect the value of our investment portfolio and could result in losses upon disposition or the failure of borrowers to satisfy their debt service obligations to us.

Further, any downgrade of the Company's credit ratings by any of the credit agencies that cover our debt may make it more difficult and costly for us to access capital. Our credit rating has been downgraded in the past and there can be no assurances that our credit ratings will not be downgraded in the future, whether as a result of deteriorating general economic conditions, failure to successfully implement our operating strategy or the adverse impact on our results of operations or liquidity position of any of the above, or otherwise.

We have in the past, and may in the future, need to foreclose on certain of the loans we originate or acquire, subjecting us to the risks inherent in the ownership and operation of real estate, which could result in losses that harm our results of operations and financial condition.

We may find it necessary or desirable to foreclose on certain of the loans we originate or acquire, have acquired and may in the future further acquire through foreclosure or deed-in-lieu of foreclosure, the ownership of property securing our loans, and the foreclosure process may be lengthy and expensive. If we foreclose on an asset, we may take title to the property securing that asset, and if we do not or cannot sell the property, we would then come to own and operate it as "real estate owned". Owning and operating real property involves risks that are different (and in many ways more significant) than the risks faced in owning a loan secured by that property. Once owned, the costs associated with operating and redeveloping the property, including any operating shortfalls and significant capital expenditures, could materially and adversely affect our results of operations, financial condition and liquidity. In addition, at such time that we elect to sell such property, the liquidation proceeds upon sale of the underlying real estate may not be sufficient to recover our cost basis, resulting in a loss to us. Furthermore, any costs or delays involved in the maintenance or liquidation of the underlying property will further reduce the net proceeds and, thus, increase the loss.

Whether or not we have participated in the negotiation of the terms of any such loans, we cannot assure you as to the adequacy of the protection of the terms of the applicable loan, including the validity or enforceability of the loan and the maintenance of the anticipated priority and perfection of the applicable security interests. Furthermore, claims may be asserted by lenders or borrowers that might interfere with enforcement of our rights. Borrowers may resist foreclosure actions by asserting numerous claims, counterclaims and defenses against us, including, without limitation, lender liability claims and defenses, even when the assertions may have no basis in fact, in an effort to prolong the foreclosure action and seek to force the lender into a modification of the loan or a favorable buy-out of the borrower's position in the loan. In some states, foreclosure actions can take several years or more to litigate. At any time prior to or during the foreclosure proceedings, the borrower may file for bankruptcy, which would have the effect of staying the foreclosure actions and further delaying the foreclosure process and potentially resulting in a reduction or discharge of a borrower's debt. Foreclosure may create a negative public perception of the related property, resulting in a diminution of its value.

Even if we are successful in foreclosing on a loan, the liquidation proceeds upon sale of the underlying real estate may not be sufficient to recover our cost basis in the loan, resulting in a loss to us. Furthermore, any costs or delays involved in the foreclosure of the loan or a liquidation of the underlying property will further reduce the net sale proceeds and, therefore, increase any such losses to us.

We may also be subject to environmental liabilities arising from such properties acquired in the foreclosure process. Under various federal, state and local laws, an owner or operator of real property may become liable for the costs of removal of certain hazardous substances released on its property. These laws often impose liability without regard to whether the owner or operator knew of, or was responsible for, the release of such hazardous substances. If we assume ownership of any properties underlying our loans, the presence of hazardous substances on a property may adversely affect our ability to sell the property and we may incur substantial remediation costs. As a result, the discovery of material environmental liabilities attached to such properties could materially and adversely affect us.

Real estate valuation is inherently subjective and uncertain, and is subject to change, especially during periods of volatility.

The valuation of the commercial real estate that secures or otherwise supports our investments is inherently subjective and uncertain due to, among other factors, the individual nature of each property, its location, the expected future rental revenues from that particular property and the valuation methodology adopted. Appraisals we obtain from third-party appraisers may be overstated or market values may decline, which could result in inadequate collateral for loans we make. In addition, where we invest in transitional or construction loans, initial valuations will assume completion of the business plan or project. As a result, the valuations of the commercial real estate that secures or otherwise supports investments are made on the basis of assumptions and methodologies that may not prove to be accurate, particularly in periods of volatility, low transaction flow or restricted debt availability in the commercial real estate markets. Regardless of whether an appraisal is accurate at the time it is completed, all valuations are subject to change, especially during periods of market volatility or reduced demand for real estate, which may make it difficult to ensure loans are collateralized as expected across the life of the loan.

We may be subject to lender liability claims, and if we are held liable under such claims, we could be subject to losses.

In recent years, a number of judicial decisions have upheld the right of borrowers to sue lending institutions on the basis of various evolving legal theories, collectively termed “lender liability.” Generally, lender liability is founded on the premise that a lender has either violated a duty, whether implied or contractual, of good faith and fair dealing owed to the borrower or has assumed a degree of control over the borrower resulting in the creation of a fiduciary duty owed to the borrower or its other creditors or stockholders. No assurance can be given that such claims will not arise or that we will not be subject to significant liability if a claim of this type did arise.

Any distressed loans or investments we make, or loans and investments that later become distressed, may subject us to losses and other risks relating to bankruptcy proceedings.

While our investment strategy focuses primarily on investments in “performing” real estate-related interests, our investment program may include making distressed investments from time to time (e.g., investments in defaulted, out-of-favor or distressed loans and debt securities) or may involve investments that become “non-performing” following our origination or acquisition thereof. Certain of our investments may, therefore, include specific securities of companies that typically are highly leveraged, with significant burdens on cash flow and, therefore, involve a high degree of risk of substantial or total losses on our investments and in certain circumstances, may become subject to certain additional potential liabilities that may exceed the value of our original investment therein. For example, under certain circumstances, a lender who has inappropriately exercised control over the management and policies of a debtor may have its claims subordinated or disallowed or may be found liable for damages suffered by parties as a result of such actions.

During an economic downturn or recession, securities of financially troubled or operationally troubled issuers are more likely to go into default than securities of other issuers. Securities of financially troubled issuers and operationally troubled issuers are less liquid and more volatile than securities of companies not experiencing financial difficulties. The market prices of such securities are subject to erratic and abrupt market movements and the spread between bid and ask prices may be greater than normally expected. Investment in the securities of financially troubled issuers and operationally troubled issuers involves a high degree of credit and market risk.

In certain limited cases (e.g., in connection with a workout, restructuring and/or foreclosing proceedings involving one or more of our debt investments), the success of our investment strategy with respect thereto will depend, in part, on our ability to effectuate loan modifications, extensions and/or restructures and improve the operations of our borrower entities. The activity of identifying and implementing any such restructuring programs entails a high degree of uncertainty. There can be no assurance that we will be able to successfully identify and implement such restructuring programs. Further, such modifications, extensions and/or restructuring may entail, among other things, a substantial reduction in the interest rate and substantial write-offs of the principal of such loan, debt securities or other interests. However, even if a restructuring were successfully accomplished, a risk exists that, upon maturity of such real estate loan, debt securities or other interests replacement “takeout” financing will not be available.

These financial difficulties may never be overcome and may cause borrowers to become subject to bankruptcy or other similar administrative and operating proceedings. There is a possibility that we may incur substantial or total losses on our investments and in certain circumstances, become subject to certain additional potential liabilities that may exceed the value of our original investment therein. For example, under certain circumstances, a lender who has inappropriately exercised control over the management and policies of a debtor may have its claims subordinated or disallowed or may be found liable for damages suffered by parties as a result of such actions. In any reorganization or liquidation proceeding relating to our investments, we may lose our entire investment, may be required to accept cash or securities with a value less than our original investment and/or may be required to accept payment over an extended period of time. In addition, under certain circumstances, payments to us

and distributions by us to the stockholders may be reclaimed if any such payment or distribution is later determined to have been a fraudulent conveyance, preferential payment or similar transaction under applicable bankruptcy and insolvency laws. Furthermore, bankruptcy laws and similar laws applicable to administrative proceedings may delay our ability to realize value on collateral for loan positions held by us or may adversely affect the priority of such loans through doctrines such as equitable subordination or may result in a restructure of the debt through principles such as the “cramdown” provisions of the bankruptcy laws.

A prolonged economic slowdown, a lengthy or severe recession or declining real estate values could impair our investments and harm our operations.

We believe the risks associated with our business will be more severe during periods of economic slowdown or recession if these periods are accompanied by declining real estate values. Declining real estate values will likely reduce the level of new mortgage and other real estate-related loan originations since borrowers often use appreciation in the value of their existing properties to support the purchase or investment in additional properties. Borrowers may also be less able to pay principal and interest on our loans if the value of real estate weakens. Further, declining real estate values significantly increase the likelihood that we will incur losses on its loans in the event of default because the value of our collateral may be insufficient to cover its cost on the loan. Any sustained period of increased payment delinquencies, foreclosures or losses could adversely affect our Manager’s ability to invest in, sell and securitize loans, which would materially and adversely affect our results of operations, financial condition, liquidity and business and our ability to pay dividends to stockholders. Market disruptions in a single country could cause a worsening of conditions on a regional and even global level, and economic problems in a single country are increasingly affecting other markets and economies. A continuation of this trend could result in problems in one country adversely affecting regional and even global economic conditions and markets. For example, concerns about the fiscal stability and growth prospects of certain European countries in the last economic downturn had a negative impact on most economies of the Eurozone and global markets. More recently, Russia’s invasion of Ukraine has disrupted energy prices and the movement of goods in Europe resulting in rising energy costs and inflation more generally, particularly in Europe. The occurrence of similar crises in the future could cause increased volatility in the economies and financial markets of countries throughout a region, or even globally. Additionally, global trade disruption, significant introductions of trade barriers and bilateral trade frictions, including due to war or other hostilities, together with any future downturns in the global economy resulting therefrom, could adversely affect our performance.

We may experience a decline in the value of our assets.

A decline in the value of our assets may require us to recognize an impairment or write-offs against such assets under GAAP if we were to determine that, with respect to any assets in unrealized loss positions, we do not have the ability and intent to hold such assets to maturity or for a period of time sufficient to allow for recovery to the original acquisition cost of such assets. If such a determination were to be made, we would recognize unrealized losses through earnings and write-offs the amortized cost of such assets to a new cost basis, based on the value of such assets on the date they are considered to be impaired. Such impairment charges reflect non-cash losses at the time of recognition; subsequent disposition or sale of such assets could further affect our future losses or gains, as they are based on the difference between the sale price received and adjusted amortized cost of such assets at the time of sale. If we experience a decline in the value of our assets, it could adversely affect our results of operations and financial condition.

Some of our portfolio investments may be recorded at fair value and, as a result, there will be uncertainty as to the value of these investments.

Some or all of our portfolio investments may be in the form of positions or securities that are not publicly traded and are recorded at their estimated fair value. The fair value of investments that are not publicly traded may not be readily determinable. Our Manager will determine the fair value of these investments which may include unobservable inputs. Because such valuations are subjective, the fair value of certain of our assets may fluctuate over short periods of time and our Manager’s determinations of fair value may differ materially from the values that would have been used if a ready market for these securities existed. Our results of operations and financial condition could be adversely affected if our Manager’s determinations regarding the fair value of these investments were materially higher than the values that we ultimately realize upon their disposal.

We may invest in derivative instruments, which would subject us to increased risk of loss.

Subject to maintaining our qualification as a REIT, we may also invest in, or use as part of our investment strategy, certain derivative instruments, including swaps, futures, forwards and options. Generally, a derivative is a financial contract the value

of which depends upon, or is derived from, the value of an underlying asset, reference rate or benchmark and may relate to individual debt or equity instruments, interest rates, currencies or currency exchange rates, commodities, related indices or other assets. The gross returns to be exchanged or swapped between the parties under a derivative instrument are generally calculated with respect to a “notional amount,” which may be significantly greater than the amount of cash or assets required to establish or maintain the derivative position. Accordingly, trading in derivative instruments can result in large amounts of leverage, which may magnify the gains and losses experienced by us in respect of derivative instruments and may result in a loss of capital that is more exaggerated than would have resulted from an investment that did not involve the use of leverage inherent in the derivative contract.

While the judicious use of derivative instruments can be beneficial, such instruments involve risks different from, and, in certain cases, greater than, the risks presented by more traditional investments. Many of the derivative instruments used by us will be privately negotiated in over-the-counter (“OTC”) markets. Such derivatives are highly specialized instruments that require investment techniques and risk analyses different from those associated with equities and bonds. The use of derivative instruments also requires an understanding not only of the underlying asset, reference rate or benchmark but also of the derivative itself, without the benefit of observing the performance of the derivative under all possible market conditions. The use of derivative instruments may also require us to sell or purchase portfolio securities at inopportune times or for prices below or above the current market values, may limit the amount of appreciation we can realize on an investment or may cause us to hold a security that it might otherwise want to sell. We may also have to defer closing out certain derivative positions to avoid adverse tax consequences and there may be situations in which derivative instruments are not elected that result in losses greater than if such instruments had been used. Furthermore, amounts paid by us as premiums and cash or other assets held in margin accounts with respect to our derivative instruments would not be available to us for other investment purposes, which may result in lost opportunities for gain.

Investing in derivative instruments may present various additional market and counterparty-related risks including, but not limited to:

- *Lack of Liquidity:* Derivative instruments, especially when purchased in large amounts, may not be liquid in all circumstances, so that in volatile markets we may not be able to close out a position without incurring a loss. Although both OTC and exchange-traded derivative markets may experience the lack of liquidity, OTC non-standardized derivative transactions are generally less liquid than exchange-traded instruments, particularly because participants in OTC markets are not required to make continuous markets in the contracts they trade.
- *Volatility:* The prices of derivative instruments, including swaps, futures, forwards and options, are highly volatile and such instruments may subject us to significant losses. The value of such derivatives also depends upon the price of the underlying asset, reference rate or benchmark, which may also be subject to volatility. In addition, actual or implied daily limits on price fluctuations and speculative position limits on the exchanges or OTC markets in which we may conduct our transactions in derivative instruments may prevent prompt liquidation of positions, subjecting us to the potential of greater losses. Derivative instruments that may be purchased or sold by us may include instruments not traded on an exchange. The risk of nonperformance by the obligor on such an instrument may be greater and the ease with which we can dispose of or enter into closing transactions with respect to such an instrument may be less than in the case of an exchange-traded instrument. In addition, significant disparities may exist between “bid” and “asked” prices for derivative instruments that are traded OTC and not on an exchange. Such OTC derivatives are also typically not subject to the same type of investor protections or governmental regulation as exchange traded instruments.
- *Imperfect Correlation:* When used for hedging purposes, an imperfect or variable degree of correlation between price movements of the derivative instrument and the underlying asset, reference rate or benchmark sought to be hedged may prevent us from achieving the intended hedging effect or expose us to the risk of loss. The imperfect correlation between the value of a derivative and the underlying assets may result in losses on the derivative transaction that are greater than the gain in the value of the underlying assets in our portfolio.
- *Valuation Risk:* The derivative instruments used by us may be difficult to value or involve the risk of mispricing or improper valuation, especially where the markets for such derivatives instruments are illiquid and/or such derivatives involve complex structures, or where there is imperfect correlation between the value of the derivative instrument and the underlying asset, reference rate or benchmark.

- *Counterparty Risk:* Derivative instruments also involve exposure to counterparty risk, since contract performance depends in part on the financial condition of the counterparty. See “Risks Related to Our Financing and Hedging—We may be subject to counterparty risk associated with any hedging activities.”

Additionally, our Manager may cause us to take advantage of investment opportunities with respect to derivative instruments that are neither presently contemplated nor currently available, but which may be developed in the future, to the extent such opportunities are both consistent with our investment objectives and legally permissible. Any such investments may expose us to unique and presently indeterminate risks, the impact of which may not be capable of determination until such instruments are developed and/or our Manager determines to make such an investment on our behalf.

Transactions denominated in foreign currencies may subject us to foreign currency risks.

We hold certain assets denominated in British Pounds Sterling and Euros, which are secured by assets located outside of the United States and may continue to originate, invest in or acquire real estate-related assets denominated in foreign currencies, which may expose us to foreign currency risk. For example, our European loans denominated in British Pounds Sterling or Euros and secured by commercial real estate located in Europe, which generate cash flows in local currencies, may be affected by fluctuations in foreign currency exchange rates relative to the U.S. dollar. As a result, a change in foreign currency exchange rates may have an adverse impact on the valuation of our assets, as well as our income and distributions. While we have not experienced any adverse impacts during the year ended December 31, 2025, due to our use of derivative instruments, there can be no assurance that we will continue to utilize such measures or that such measures will be successful. Any such changes in foreign currency exchange rates may impact the measurement of such assets or income for the purposes of the REIT tests and may affect the amounts available for payment of dividends on our common stock. See “Risks Related to Our REIT Status and Certain Other Tax Considerations.”

Loans or investments involving international real estate-related assets are subject to special risks that we may not manage effectively, which could have a material adverse effect on our results of operations and our ability to make distributions to our stockholders.

Our investment guidelines permit investments in non-U.S. assets, subject to the same guidelines as investments in U.S. assets. Investments in foreign assets are subject to certain risks associated with international investments generally, including, among others:

- currency exchange matters, including fluctuations in currency exchange rates and costs associated with conversion of investment principal and income from one currency to another, which may have an adverse impact on the valuation of our assets or income, including for purposes of our REIT requirements, regardless of any hedging activities we undertake, which may not be adequate;
- less developed or efficient financial markets than in the United States, which may lead to potential price volatility and relative illiquidity;
- the burdens of complying with international regulatory requirements and prohibitions that differ between jurisdictions;
- differing laws and regulations regarding foreclosure and the exercise of other remedies in the case of default, which may be more difficult or costly compared to U.S. assets;
- changes in laws or clarifications to existing laws that could impact our tax treaty positions, which could adversely impact the returns on our investments;
- a less developed legal or regulatory environment, differences in the legal and regulatory environment or enhanced legal and regulatory compliance;
- political hostility to investments by foreign investors;
- higher inflation rates;
- higher transaction costs;

- greater difficulty enforcing contractual obligations;
- fewer investor protections;
- war or other hostilities;
- potentially adverse tax consequences;
- political and economic instability abroad; or
- other economic and political risks, including potential exchange control regulations and restrictions on our non-U.S. investments and repatriation of profits from investments or of capital invested, the risks of political, economic or social instability, the possibility of expropriation or confiscatory taxation and adverse economic or political developments.

If any of the foregoing risks were to materialize, they could adversely affect our results of operations and financial condition.

The lack of liquidity in certain of our target assets may adversely affect our business.

The illiquidity of some or all of our investments may make it difficult for us to sell such investments if the need or desire arises. In addition, certain of our investments may become less liquid after investment as a result of periods of delinquencies, defaults or turbulent market conditions, which may make it more difficult for us to dispose of such assets at advantageous times or in a timely manner. Moreover, many of our investments will not be registered under the relevant securities laws, resulting in prohibitions on their transfer, sale, pledge or their disposition except in transactions that are exempt from registration requirements or are otherwise in accordance with such laws. As a result, many of our investments are expected to be illiquid, and if we are required to liquidate all or a portion of our portfolio quickly, we may realize significantly less than the value at which we previously recorded our investments. Further, we may face other restrictions on our ability to liquidate an investment to the extent that we or our Manager has or could be attributed as having material, non-public information regarding such business entity. As a result, our ability to vary our portfolio in response to changes in economic or other conditions may be relatively limited, which could adversely affect our results of operations and financial condition.

We have utilized and may utilize in the future non-recourse long-term securitizations to finance our loans and investments, which may expose us to risks that could result in losses.

We have utilized and may utilize in the future, non-recourse securitizations of certain of our portfolio investments to generate cash for funding new loans and investments and other purposes. These transactions generally involve us creating a special-purpose vehicle, contributing a pool of our assets to the entity, and selling interests in the entity on a non-recourse basis to purchasers (whom we would expect to be willing to accept a lower interest rate to invest in investment-grade loan pools). We would expect to retain all or a portion of the equity and potentially other tranches in the securitized pool of loans or investments. In addition, we have retained in the past and may in the future retain a pari passu participation in the securitized pool of loans.

Prior to any such financing, we may use short-term facilities to finance the acquisition of securities until a sufficient quantity of investments had been accumulated, at which time we would refinance these facilities through a securitization, such as a CMBS, or issuance of CLOs, or the private placement of loan participations or other long-term financing. As a result, we would be subject to the risk that we would not be able to acquire, during the period that our short-term facilities are available, a sufficient amount of eligible investments to maximize the efficiency of a CMBS, CLO or private placement issuance. We also would be subject to the risk that we would not be able to obtain short-term credit facilities or would not be able to renew any short-term credit facilities after they expire should we find it necessary to extend our short-term credit facilities to allow more time to seek and acquire the necessary eligible investments for a long-term financing. The inability to consummate securitizations of our portfolio to finance our loans and investments on a long-term basis could require us to seek other forms of potentially less attractive financing or to liquidate assets at an inopportune time or price, which could adversely affect our performance and our ability to grow our business. Moreover, conditions in the capital markets which we are currently experiencing, including volatility and disruption in the capital and credit markets, may not permit a non-recourse securitization at any particular time or may make the issuance of any such securitization less attractive to us even when we do have sufficient eligible assets. We may also suffer losses if the value of the mortgage loans we acquire declines prior to securitization. Declines in the value of a mortgage loan can be due to, among other things, changes in interest rates and changes in the credit quality of the loan. In addition, we may suffer a loss due to the incurrence of transaction costs related to executing these transactions. To the extent

that we incur a loss executing or participating in future securitizations for the reasons described above or for other reasons, it could materially and adversely impact our business and financial condition.

In addition, the securitization of our portfolio might magnify our exposure to losses because any equity interest we retain in the issuing entity would be subordinate to the notes issued to investors and we would, therefore, absorb all of the losses sustained with respect to a securitized pool of assets before the owners of the notes experience any losses. The inability to securitize our portfolio may hurt our performance and our ability to grow our business. At the same time, the securitization of our loans or investments might expose us to losses, as the residual loans or investments in which we do not sell interests will tend to be riskier and more likely to generate losses. Moreover, the Dodd-Frank Act contains a risk retention requirement for all asset-backed securities, which requires both public and private securitizers to retain not less than 5% of the credit risk of the assets collateralizing any asset-backed security issuance. Significant restrictions exist, and additional restrictions may be added in the future, regarding who may hold risk retention interests, the structure of the entities that hold risk retention interests and when and how such risk retention interests may be transferred. Therefore, such risk retention interests will generally be illiquid. As a result of the risk retention requirements, we have and may in the future be required to purchase and retain certain interests in a securitization into which we sell mortgage loans and/or when we act as issuer, may be required to sell certain interests in a securitization at prices below levels that such interests have historically yielded and/or may be required to enter into certain arrangements related to risk retention that we have not historically been required to enter into. Accordingly, the risk retention rules may increase our potential liabilities and/or reduce our potential profits in connection with securitization of mortgage loans. It is likely, therefore, that these risk retention rules will increase the administrative and operational costs of asset securitizations.

Accounting rules for certain of our transactions are highly complex and involve significant judgment and assumptions, which could impact our ability to timely prepare consolidated financial statements.

Accounting rules for current expected credit losses, transfers of financial assets, securitization transactions, consolidation of VIEs and other aspects of our operations are highly complex and involve significant judgment and assumptions. These complexities could lead to a delay in preparation of financial information and the delivery of this information to our stockholders. Changes in accounting interpretations or assumptions could also impact our consolidated financial statements and our ability to timely prepare our consolidated financial statements. Our inability to timely prepare our consolidated financial statements in the future would likely have a significant adverse effect on our stock price.

Provisions for credit losses are difficult to estimate.

Our provision for credit losses is evaluated on a quarterly basis. The determination of our provision for credit losses requires us to make certain estimates and judgments, which may be difficult to determine. Our estimates and judgments are based on a number of factors, including projected cash flow from the collateral securing our loans, debt structure, including the availability of reserves and recourse guarantees, likelihood of repayment in full at the maturity of a loan, potential for refinancing and expected market discount rates for varying property types, all of which remain uncertain and are subjective. Our estimates and judgments may not be correct and, therefore, our results of operations and financial condition could be severely impacted.

We adopted Accounting Standards Update 2016-13, “Financial Instruments—Credit Losses, Measurement of Credit Losses on Financial Instruments (Topic 326),” which replaced the “incurred loss” model for recognizing credit losses with an “expected loss” model referred to as the Current Expected Credit Loss model, or CECL. Under the CECL model, we are required to present certain financial assets carried at amortized cost, such as loans held for investment, at the net amount expected to be collected. The measurement of expected credit losses is based on information about past events, including historical experience, current conditions, and reasonable and supportable forecasts that affect the collectability of the reported amount. This measurement will take place at the time the financial asset is first added to the balance sheet and updated quarterly thereafter. The adoption of the CECL model has materially affected, and will continue to materially affect, how we determine our allowance for loan losses and could require us to recognize provisions for credit losses earlier in the lending cycle. Moreover, the CECL model may create more volatility in the level of our allowance for credit losses. If we are required to materially increase our level of allowance for credit losses for any reason, such increase could adversely affect our business, financial condition and results of operations.

There are increased risks involved with our construction lending activities.

We have invested and may invest in mortgage loans and mezzanine loans in which the underlying real property was under construction, which may expose us to increased lending risks. Construction lending involves a higher degree of risk of non-payment and loss than other types of lending due to a variety of factors, including the difficulties in estimating construction

costs and anticipating construction delays (or governmental shut-downs of construction activity) and, generally, the dependency on timely, successful completion and the lease-up and commencement of operations post-completion. In addition, since such loans generally entail greater risk than mortgage loans collateralized by income-producing property, we may increase our allowance for loan losses in the future to account for the likely increase in probable incurred credit losses associated with such loans. Further, as the lender under a construction loan, we may be obligated to fund all or a significant portion of the loan at one or more future dates. We may not have the funds available at such future date(s) to meet our funding obligations under the loan. In that event, we would likely be in breach of the loan unless we are able to raise the funds from alternative sources, which we may not be able to achieve on favorable terms or at all.

If a borrower fails to complete the construction of a project or experiences cost overruns, there could be adverse consequences associated with the loan, including a decline in the value of the property securing the loan, a borrower claim against us for failure to perform under the loan documents if we choose to stop funding, increased costs to the borrower that the borrower is unable to pay, a bankruptcy filing by the borrower, and abandonment by the borrower of the collateral for the loan.

Insurance on underlying collateral of loans and real estate securities may not cover all losses.

There are certain types of losses, generally of a catastrophic nature, such as earthquakes, floods, fires, hurricanes, terrorism or acts of war, which may be uninsurable or not economically insurable. Inflation, changes in building codes and ordinances, environmental considerations and other factors also might result in insurance proceeds insufficient to repair or replace a property if it is damaged or destroyed. Under these circumstances, the insurance proceeds received with respect to a property relating to one of our investments might not be adequate to restore our economic position with respect to our investment. Any uninsured loss could result in the corresponding nonperformance of or loss on our investment related to such property.

Risks Related to Our Financing and Hedging

Our indebtedness may subject us to increased risk of loss and could adversely affect our results of operations and financial condition.

We currently have outstanding indebtedness and, subject to market conditions and availability, we may incur a significant amount of additional debt through bank credit facilities (including term loans and revolving facilities), warehouse facilities and structured financing arrangements, public and private debt issuances (including through securitizations) and derivative instruments, in addition to transaction or asset-specific funding arrangements and additional repurchase agreements. We may also issue debt or equity securities to fund our growth. The percentage of leverage we employ will vary depending on our available capital, our ability to obtain and access financing arrangements with lenders, the type of asset we are funding, whether the financing is recourse or non-recourse, debt restrictions contained in those financing arrangements and the lenders' and rating agencies' estimate of the stability of our investment portfolio's cash flow. We may significantly increase the amount of leverage we utilize at any time without approval of our board of directors. In addition, we may leverage individual assets at substantially higher levels. Incurring substantial debt could subject us to many risks that, if realized, would materially and adversely affect us, including the risk that:

- our cash flow from operations may be insufficient to make required payments of principal of and interest on our debt or we may fail to comply with covenants contained in our debt agreements, which is likely to result in (i) acceleration of such debt (and any other debt containing a cross-default or cross-acceleration provision), which we then may be unable to repay from internal funds or to refinance on favorable terms, or at all, (ii) our inability to borrow undrawn amounts under our financing arrangements, even if we are current in payments on borrowings under those arrangements, which would result in a decrease in our liquidity, and/or (iii) the loss of some or all of our collateral assets to foreclosure or sale;
- our debt may increase our vulnerability to adverse economic and industry conditions with no assurance that investment yields will increase in an amount sufficient to offset the higher financing costs;
- we may be required to dedicate a substantial portion of our cash flow from operations to payments on our debt, thereby reducing funds available for operations, future business opportunities, stockholder distributions or other purposes; and
- we may not be able to refinance any debt that matures prior to the maturity (or realization) of an underlying investment it was used to finance on favorable terms or at all.

There can be no assurance that a leveraging strategy will be successful, and such strategy may subject us to increased risk of loss and could adversely affect our results of operations and financial condition.

We leverage certain of our target assets, which may adversely affect our return on our investments and may reduce cash available for distribution.

We leverage certain of our target assets through borrowings under our repurchase agreements. Leverage can enhance our potential returns but can also exacerbate losses. The return on our investments and cash available for distribution to stockholders may be reduced if market conditions cause the cost of our financing to increase relative to the income that can be derived from the assets acquired, which could adversely affect the price of our common stock. In addition, our debt service payments will reduce cash flow available for distributions to stockholders. As a borrower, we are also subject to the risk that we may not be able to meet our debt service obligations. To the extent that we cannot meet our debt service obligations, we risk the loss of some or all of our assets to foreclosure or sale to satisfy our debt obligations.

The utilization of any of our repurchase facilities is subject to the pre-approval of the lender.

We utilize repurchase agreements to finance the purchase of certain investments. In order for us to borrow funds under a repurchase agreement, our lender must have the right to review the potential assets for which we are seeking financing and approve such assets in its sole discretion. Accordingly, we may be unable to obtain the consent of a lender to finance an investment and alternate sources of financing for such asset may not exist.

Our master repurchase agreements impose, and additional lending facilities may impose, restrictive covenants, which would restrict our flexibility to determine our operating policies and investment strategy and to conduct our business.

We borrow funds under master repurchase agreements with various counterparties. The documents that govern these master repurchase agreements and the related guarantees contain, and additional lending facilities may contain, customary affirmative and negative covenants, including financial covenants applicable to us that may restrict our flexibility to determine our operating policies and investment strategy. In particular, our master repurchase agreements require us to maintain a certain amount of cash or set aside assets sufficient to maintain a specified liquidity position that would allow us to satisfy our collateral obligations. As a result, we may not be able to leverage our assets as fully as we would otherwise choose, which could reduce our return on assets. If we are unable to meet these collateral obligations, our financial condition and prospects could deteriorate rapidly. If we fail to meet or satisfy any of these covenants, we would be in default under these agreements, and our lenders could elect to declare outstanding amounts due and payable, terminate their commitments, require the posting of additional collateral and enforce their interests against existing collateral. We may also be subject to cross-default and acceleration rights in our other debt facilities. Further, this could also make it difficult for us to satisfy the requirements necessary to maintain our qualification as a REIT for U.S. federal income tax purposes or to maintain our exclusion from registration under the Investment Company Act. Our master repurchase agreements also grant certain consent rights to the lenders thereunder which give them the right to consent to certain modifications to the pledged collateral. This could limit our ability to manage a pledged investment in a way that we think would provide the best outcome for our stockholders.

These types of financing arrangements also involve the risk that the market value of the assets pledged or sold by us to the provider of the financing may decline in value, in which case the lender or counterparty may require us to provide additional collateral or lead to margin calls that may require us to repay all or a portion of the funds advanced. We may not have the funds available to repay our debt at that time, which would likely result in defaults unless we are able to raise the funds from alternative sources including by selling assets at a time when we might not otherwise choose to do so, which we may not be able to achieve on favorable terms or at all. Posting additional margin would reduce our cash available to make other, higher yielding investments (thereby decreasing our return on equity). If we cannot meet these requirements, the lender or counterparty could accelerate our indebtedness, increase the interest rate on advanced funds and terminate our ability to borrow funds from it, which could materially and adversely affect our financial condition and ability to implement our investment strategy. In the case of repurchase transactions, if the value of the underlying security has declined as of the end of that term, or if we default on our obligations under the repurchase agreement, we will likely incur a loss on our repurchase transactions.

We depend on, or may in the future depend on, repurchase agreements, bank credit facilities, warehouse facilities and structured financing arrangements, public and private debt issuances (including through securitizations) and derivative instruments, in addition to transaction or asset-specific funding arrangements and other sources of financing to execute our business plan, and our inability to access funding could have a material adverse effect on our results of operations, financial condition and business.

Our ability to fund our investments may be impacted by our ability to secure bank credit facilities (including term loans and revolving facilities), warehouse facilities and structured financing arrangements, public and private debt issuances (including through securitizations) and derivative instruments, in addition to transaction or asset-specific funding arrangements and additional repurchase agreements on acceptable terms. We may also rely on short-term financing that would be especially exposed to changes in availability. Our access to sources of financing will depend upon a number of factors, over which we have little or no control, including:

- general economic or market conditions;
- the market's view of the quality of our assets;
- the market's perception of our growth potential;
- our current and potential future earnings and cash distributions; and
- the market price of the shares of our common stock.

We may need to periodically access the capital markets to raise cash to fund new investments. Unfavorable economic or capital market conditions may increase our funding costs, limit our access to the capital markets or result in a decision by our potential lenders not to extend credit. An inability to successfully access the capital markets could limit our ability to grow our business and fully execute our business strategy and could decrease our earnings and liquidity. In addition, any dislocation or weakness in the capital and credit markets could adversely affect our lenders and could cause one or more of our lenders to be unwilling or unable to provide us with financing or to increase the costs of that financing. In addition, as regulatory capital requirements imposed on our lenders are increased, they may be required to limit, or increase the cost of, financing they provide to us. In general, this could potentially increase our financing costs and reduce our liquidity or require us to sell assets at an inopportune time or price. Further, as the lender to our borrowers, we may be obligated to fund all or a significant portion of a loan we have agreed to at one or more future dates. If we are unable to access funding, we may not have the funds available at such future date(s) to meet our funding obligations under a loan. In that event, we would likely be in breach of our agreement under such loan. We cannot provide any assurance that we will be able to obtain any such financing on favorable terms or at all.

Interest rate fluctuations could increase our financing costs, which could lead to a significant decrease in our results of operations, cash flows and the market value of our investments.

To the extent that our financing costs are determined by reference to floating rates, such as SOFR or a Treasury index, the amount of such costs will depend on the level and movement of interest rates. In a period of rising interest rates, our interest expense on floating-rate debt would increase, while any additional interest income we earn on our floating-rate investments may be subject to caps and may not compensate for such increase in interest expense. Specifically, in a rising interest environment, our interest income on our current portfolio is expected to increase. At the same time, the interest income we earn on our fixed-rate investments would not change, the duration and weighted average life of our fixed-rate investments would increase and the market value of our fixed-rate investments would decrease. Notwithstanding the current period of relatively high interest rates, the U.S. Federal Reserve began decreasing interest rates in 2024 and 2025 and has indicated that it may further decrease rates in 2026. In a period of declining interest rates, our interest income on floating-rate investments would generally decrease, while any decrease in the interest we are charged on our floating-rate debt may be subject to floors and may not compensate for such decrease in interest income. However, rate floors relating to our loan portfolio may offset some of the impact from declining rates. In addition, interest we are charged on our fixed-rate debt would not change. Any such scenario could adversely affect our results of operations and financial condition.

We may be subject to counterparty risk associated with our debt obligations.

Our counterparties for critical financial relationships may include both domestic and international financial institutions. These institutions could be severely impacted by credit market turmoil, changes in legislation, allegations of civil or criminal wrongdoing and may as a result experience financial or other pressures. In addition, if a lender or counterparty files for bankruptcy or becomes insolvent, our borrowings under financing agreements with them may become subject to bankruptcy or insolvency proceedings, thus depriving us, at least temporarily, of the benefit of these assets. Such an event could restrict our access to financing and increase our cost of capital. If any of our counterparties were to limit or cease operation, it could lead to financial losses for us.

We may utilize a wide variety of derivative financial instruments for risk management purposes, the use of which may entail greater than ordinary investment risks.

While not anticipated to be a meaningful component of our investment strategy, we may, subject to maintaining our qualification as a REIT, utilize a wide variety of derivative financial instruments for risk management purposes, the use of which is a highly specialized activity that may entail greater than ordinary investment risks. Any such hedging transactions may not be effective in mitigating risk in all market conditions or against all types of risk (including unidentified or unanticipated risks), thereby resulting in losses to us. Engaging in hedging transactions may result in a poorer overall performance for us than if we had not engaged in any such hedging transaction, and our Manager may not be able to effectively hedge against, or accurately anticipate, certain risks that may adversely affect our investment portfolio. In addition, our investment portfolio will always be exposed to certain risks that cannot be fully or effectively hedged, such as credit risk relating both to particular securities and counterparties.

Hedging against interest rate or currency exposure may adversely affect our earnings, which could reduce our cash available for distribution to stockholders.

Subject to maintaining our qualification as a REIT, we may pursue various hedging strategies to seek to reduce our exposure to adverse changes in interest rates and fluctuations in currencies. Our hedging activity may vary in scope based on the level and volatility of interest rates, exchange rates, the type of assets held and other changing market conditions. Interest rate and currency hedging may fail to protect or could adversely affect us because, among other things:

- interest rate, currency and/or credit hedging can be expensive and may result in us generating less net income;
- available interest rate or currency hedges may not correspond directly with the interest rate or currency risk for which protection is sought;
- due to a credit loss, prepayment or asset sale, the duration of the hedge may not match the duration of the related asset or liability;
- the amount of income that a REIT may earn from hedging transactions (other than hedging transactions that satisfy certain requirements of the Internal Revenue Code of 1986, as amended (the “Code”) or that are done through a taxable REIT subsidiary) to offset interest rate losses is limited by U.S. federal income tax provisions governing REITs;
- the hedging counterparty owing money in the hedging transaction may default on its obligation to pay;
- the credit quality of the hedging counterparty owing money on the hedge may be downgraded to such an extent that it impairs our ability to sell or assign our side of the hedging transaction;
- we may fail to recalculate, readjust and execute hedges in an efficient manner; and
- legal, tax and regulatory changes could occur and may adversely affect our ability to pursue hedging strategies and/or increase the costs of implementing such strategies.

Any hedging activity in which we engage may materially and adversely affect our results of operations and cash flows. Therefore, while we may enter into such transactions seeking to reduce risks, unanticipated changes in interest rates, credit spreads or currencies may result in poorer overall investment performance than if we had not engaged in any such hedging transactions. In addition, the degree of correlation between price movements of the instruments used in a hedging strategy and price movements in the portfolio positions or liabilities being hedged may vary materially. Moreover, for a variety of reasons, we may not seek to establish a perfect correlation between such hedging instruments and the portfolio positions or liabilities being hedged. Any such imperfect correlation may prevent us from achieving the intended hedge and expose us to risk of loss.

In addition, some hedging instruments involve additional risk because they are not traded on regulated exchanges, guaranteed by an exchange or its clearing house, or regulated by any U.S. or foreign governmental authorities. Consequently, we cannot assure you that a liquid secondary market will exist for hedging instruments purchased or sold, and we may be required to maintain a position until exercise or expiration, which could result in significant losses. In addition, certain regulatory requirements with respect to derivatives, including record keeping, financial responsibility or segregation of customer funds and

positions are still under development and could impact our hedging transactions and how we and our counterparty must manage such transactions.

We may be subject to counterparty risk associated with any hedging activities.

We may be subject to credit risk with respect to the counterparties to derivative contracts (whether a clearing corporation in the case of exchange-traded instruments or to our hedge counterparty in the case of OTC instruments). If a counterparty becomes bankrupt or otherwise fails to perform its obligations under a derivative contract due to financial difficulties, we may experience significant delays in obtaining any recovery under the derivative contract in a dissolution, assignment for the benefit of creditors, liquidation, winding-up, bankruptcy, or other analogous proceeding. In the event of the insolvency of a counterparty to a derivative transaction, the derivative transaction would typically be terminated at its fair market value. If we are owed this fair market value in the termination of the derivative transaction and our claim is unsecured, we will be treated as a general creditor of such counterparty, and will not have any claim with respect to the underlying security. We may obtain only a limited recovery or may obtain no recovery in such circumstances. In addition, the business failure of a hedging counterparty with whom we enter into a hedging transaction will most likely result in its default, which may result in the loss of unrealized profits and force us to cover our commitments, if any, at the then current market price.

Currently, certain categories of interest rate and credit default swaps are subject to mandatory clearing, and more are expected to be cleared in the future. The counterparty risk for cleared derivatives is generally lower than for uncleared OTC derivative transactions because generally a clearing organization becomes substituted for each counterparty to a cleared derivative contract and, in effect, guarantees the parties' performance under the contract as each party to a trade looks only to the clearing house for performance of financial obligations. However, there can be no assurance that a clearing house, or its members, will satisfy the clearing house's obligations to us. Counterparty risk with respect to certain exchange-traded and OTC derivatives may be further complicated by recently enacted U.S. financial reform legislation.

We may enter into hedging transactions that could expose us to contingent liabilities in the future.

Subject to maintaining our qualification as a REIT, part of our investment strategy may involve entering into hedging transactions that could require us to fund cash payments in certain circumstances (such as the early termination of the hedging instrument caused by an event of default or other early termination event, or the decision by a counterparty to request margin securities it is contractually owed under the terms of the hedging instrument). The amount due with respect to an early termination would generally be equal to the unrealized loss of such open transaction positions with the respective counterparty and could also include other fees and charges. These economic losses will be reflected in our results of operations, and our ability to fund these obligations will depend on the liquidity of our assets and access to capital at the time, and the need to fund these obligations could adversely affect our results of operations and financial condition.

If we enter into certain hedging transactions or otherwise invest in certain derivative instruments, failure to obtain and maintain an exemption from being regulated as a commodity pool operator by our Manager could subject us to additional regulation and compliance requirements which could materially adversely affect our business and financial condition.

The Commodity Exchange Act of 1936, as amended, and rules promulgated thereunder ("CFTC Rules") by the U.S. Commodity Futures Trading Commission ("CFTC") establish a comprehensive regulatory framework for certain derivative instruments, including swaps, futures and foreign exchange derivatives ("Regulated CFTC Instruments"). Under this regulatory framework, mortgage real estate investment trusts ("mREITs") that trade in Regulated CFTC Instruments are considered "commodity pools" and the operators of such mREITs would be considered "commodity pool operators" ("CPOs"). Absent an exemption, a CPO of an mREIT must register with the CFTC and become subject to CFTC Rules applicable to registered CPOs, including with respect to disclosure, reporting, recordkeeping and business conduct in respect of the mREIT. We may from time to time, directly or indirectly, invest in Regulated CFTC Instruments, which may subject us to oversight by the CFTC.

Our Manager has qualified for the exemption from the CPO registration requirement in respect of our company pursuant to the no-action relief issued by the CFTC staff to operators of qualifying mREITs and has filed a notice of exemption with the CFTC. Our Manager qualifies for the exemption in respect of our company on the basis that we identify as a "mortgage REIT" for U.S. federal income tax purposes and our trading in Regulated CFTC Instruments does not exceed a certain de minimis threshold identified in the no-action relief. Subject to any amendments to CFTC Rules or the position of the CFTC staff, including the continuing availability of the mREIT no-action relief, our Manager will seek to either comply with CFTC Rules without relying on any exemption from CPO registration or rely on other exemptions (which may prevent us from trading in Regulated CFTC Instruments in order to satisfy the conditions for the relevant exemption).

The CFTC has substantial enforcement power with respect to violations of the laws over which it has jurisdiction, including anti-fraud and anti-manipulation provisions. Among other things, the CFTC may suspend or revoke the registration of a person who fails to comply, prohibit such a person from trading or doing business with registered entities, impose civil money penalties, require restitution and seek fines or imprisonment for criminal violations. Additionally, a private right of action exists against those who violate the laws over which the CFTC has jurisdiction or who willfully aid, abet, counsel, induce or procure a violation of those laws. In the event we fail to receive interpretive relief from the CFTC on this matter, are unable to claim an exemption from registration and fail to comply with the regulatory requirements of these new rules, we may be unable to use certain types of hedging instruments or we may be subject to significant fines, penalties and other civil or governmental actions or proceedings, any of which could adversely affect our results of operations and financial condition.

Risks Related to Our Relationship with Our Manager and Its Affiliates

We depend on our Manager and its personnel for our success. We may not find a suitable replacement for our Manager if the management agreement is terminated, or if key personnel cease to be employed by our Manager and its affiliates or otherwise become unavailable to us.

We do not have any employees and are externally managed and advised by our Manager, an indirect subsidiary of KKR. Our Manager has significant discretion as to the implementation of our investment and operating policies and strategies. Accordingly, our success depends on the efforts, experience, diligence, skill and network of business contacts of the officers and key personnel of our Manager and its affiliates. Our Manager is managed by senior professionals of KKR Real Estate. These individuals evaluate, negotiate, execute and monitor our loans and investments and advise us regarding maintenance of our qualification as a REIT and exclusion from registration under the Investment Company Act; therefore, our success will depend on their skill and management expertise and continued service with our Manager and its affiliates. Our operating results are dependent upon, among other things, the availability of, as well as our Manager's ability to identify, structure, consummate, leverage, manage and realize returns on our investments. We cannot assure you that our Manager will be successful in identifying and consummating investments that satisfy our rate of return objectives or that such investments, once made, will perform as anticipated. Furthermore, there is increasing competition among financial sponsors, investment banks and other real estate debt investors for hiring and retaining qualified investment professionals and there can be no assurance that such professionals will continue to be associated with us, our Manager or its affiliates or that any replacements will perform well. The departure of any of the officers or key personnel of our Manager and its affiliates could have a material adverse effect on our performance. In addition, pursuant to the terms of our management agreement, our Manager retains, for and on our behalf and at our expense, the services of certain other persons and firms as our Manager deems necessary or advisable in connection with managing our operations. We expect that certain of these providers will include affiliates of KKR and its portfolio companies as we expand our business and leverage service providers to manage our growth.

In addition, we can offer no assurance that our Manager will remain our investment manager or that we will continue to have access to our Manager's officers and key personnel. The current term of the management agreement extends to December 31, 2026 and will be automatically renewed for additional one-year terms thereafter; provided, however, that our Manager may terminate the management agreement annually upon 180 days' prior notice. If the management agreement is terminated and no suitable replacement is found to manage us, we may not be able to execute our business plan.

Termination of the management agreement would be costly.

Termination of the management agreement without cause will be difficult and costly. The management agreement may be terminated upon the affirmative vote of at least two-thirds of our independent directors, based upon our determination that (i) our Manager's performance is unsatisfactory and is materially detrimental to us and our subsidiaries taken as a whole or (ii) the management fee and incentive fee payable to our Manager are not fair, subject to our Manager's right to prevent any termination due to unfair fees by accepting a reduction of management and/or incentive fees agreed to by at least two-thirds of our independent directors. We must provide our Manager 180 days' written notice of any termination. Additionally, upon such a termination, or if we materially breach the management agreement and our Manager terminates the management agreement, the management agreement provides that we will pay our Manager a termination fee equal to three times the sum of the average annual management fee and the average annual incentive fee, in each case earned by our Manager during the 24-month period immediately preceding the most recently completed calendar quarter prior to the date of termination. These provisions increase the cost to us of terminating the management agreement and adversely affect our ability to terminate the management agreement without cause.

Our Manager's liability is limited under the management agreement and we have agreed to indemnify our Manager against certain liabilities.

Pursuant to the management agreement, our Manager does not assume any responsibility other than to render the services called for thereunder in good faith and is not responsible for any action of our board of directors in following or declining to follow any advice or recommendations of our Manager, including as set forth in the investment guidelines of the management agreement. Our Manager maintains a contractual as opposed to a fiduciary relationship with us. Under the terms of the management agreement, our Manager and its affiliates and their respective directors, officers, employees, managers, trustees, control persons, partners, equityholders and stockholders are not liable to us, our directors, stockholders or any subsidiary of ours, or their directors, officers, employees or stockholders for any acts or omissions performed in accordance with and pursuant to the management agreement, whether by or through attempted piercing of the corporate veil, by or through a claim, by the enforcement of any judgment or assessment or by any legal or equitable proceeding, or by virtue of any statute, regulation or other applicable law, or otherwise, except by reason of acts or omissions constituting bad faith, willful misconduct, gross negligence, or reckless disregard of their duties under the management agreement.

We have agreed to indemnify our Manager and its affiliates and their respective directors, officers, employees and stockholders with respect to all expenses, losses, damages, liabilities, demands, charges and claims arising from acts or omissions of our Manager not constituting bad faith, fraud, willful misconduct, gross negligence, or reckless disregard of duties, performed or not performed in good faith in accordance with and pursuant to the management agreement. As a result, we could experience poor performance or losses for which our Manager would not be liable.

The historical returns generated by funds managed by affiliates of our Manager should not be considered indicative of our future results or of any returns expected on an investment in shares of our common stock.

The past performance of vehicles and funds advised by affiliates of our Manager, as well as KKR's and its affiliates' other investment funds, vehicles and accounts, is not predictive of our performance, in particular because the investment objectives of such other funds, vehicles and accounts differ from our investment objectives. Investors should not assume that they will experience returns, if any, comparable to those experienced by investors in such vehicles. Moreover, we and the other vehicles advised by affiliates of our Manager are different in several respects, including:

- asset or instrument types targeted may differ;
- our use of leverage and hedging strategies may differ;
- our fee structures differ;
- we may not acquire or sell assets at similar times; and
- the other vehicles advised by affiliates of our Manager have operated under market conditions that may differ materially from market conditions that will exist at the time we make investments.

Our Manager's fee structure may not create proper incentives or may induce our Manager and its affiliates to make certain loans or investments, including speculative investments, which increase the risk of our loan and investment portfolio.

We pay our Manager base management fees regardless of the performance of our portfolio. Our Manager's entitlement to base management fees, which are not based upon performance metrics or goals, might reduce its incentive to devote its time and effort to seeking loans and investments that provide attractive risk-adjusted returns for our portfolio. Because the base management fees are also based in part on our outstanding equity, our Manager may also be incentivized to advance strategies that increase our equity, and there may be circumstances where increasing our equity will not optimize the returns for our stockholders. Consequently, we are required to pay our Manager base management fees in a particular period despite experiencing a net loss or a decline in the value of our portfolio during that period.

Our Manager has the ability to earn incentive fees each quarter based on our earnings, which may create an incentive for our Manager to invest in assets with higher yield potential, which are generally riskier or more speculative, or sell an asset prematurely for a gain, in an effort to increase our short-term net income and thereby increase the incentive fees to which it is entitled. In addition, we are required to reimburse our Manager or its affiliates for documented costs and expenses incurred by it and its affiliates on our behalf, except those specifically required to be borne by our Manager under our Management Agreement. Accordingly, to the extent that our Manager retains other parties to provide services to us, expenses allocable to us

will increase. If our interests and those of our Manager are not aligned, the execution of our business plan and our results of operations could be adversely affected, which could adversely affect our results of operations and financial condition.

There are various conflicts of interest in our relationship with KKR, including with our Manager and in the allocation of investment opportunities to KKR investment vehicles and us, which could result in decisions that are not in the best interests of our stockholders.

As of December 31, 2025, KKR beneficially owned 15.5% of our outstanding common stock. By virtue of KKR's stock ownership, KKR has the power to influence our business and affairs and is able to influence the outcome of matters required to be submitted to stockholders for approval, including the election of our directors, amendments to our charter, mergers or sales of assets. In addition, we are managed by our Manager, a KKR affiliate, and our executive officers are employees of our Manager or one or more of its affiliates. Our Bylaws provide that, so long as our Manager or any of its affiliates serve as our manager, in order for an individual to be qualified to be nominated for election as a director or to serve as a director, the nominee together with all other individuals nominated for election and any individuals who will continue to serve as a director after such election must include at least one individual that is or was designated by KKR Group Holdings L.P. (successor to KKR Fund Holdings L.P.).

There is no guarantee that the policies and procedures adopted by us, the terms and conditions of the management agreement or the policies and procedures adopted by our Manager, KKR and their affiliates, will enable us to identify, adequately address or mitigate these conflicts of interest.

Some examples of conflicts of interest that may arise by virtue of our relationship with our Manager and KKR include:

- ***Fees and expenses.*** KKR may earn fees and/or other compensation from us, our holding vehicles and other entities through which we invest, and, in connection with equity investments made by us, if any, entities in which we invest ("portfolio entities"). In particular, KKR has in the past and may in the future act as underwriter or placement agent in connection with an offering of securities or instruments by us and other entities in which we invest and may also provide syndication services to such entities, including in respect of co-investments in transactions in which we participate. The fee potential inherent in a particular investment or transaction could be viewed as an incentive for our Manager to seek to refer, allocate or recommend an investment or transaction to us. In addition, we or our portfolio entities may engage consultants, including KKR Capstone, a group of entities that are not KKR affiliates or subsidiaries but operate under several consulting agreements with KKR, and our Manager's network of senior advisors, industry advisors and real estate consultants. We will directly bear, or indirectly bear through portfolio entities, the cost of operating and consulting services provided by these consultants. While our Manager believes that the fees, reimbursable expenses and other compensation paid to these consultants are reasonable and generally at market rates for the relevant activities, such compensation is not negotiated at arm's length and from time to time may be in excess of fees, reimbursable expenses or other compensation that may be charged by comparable third parties. In addition, we may provide loans or otherwise invest alongside one or more KKR investment vehicles or with KKR (investing for their own account) and other co-investors. We and KKR investment vehicles may also pursue similar real estate credit investment strategies. Our Manager and KKR will determine, in their sole discretion, the appropriate allocation of investment-related expenses, including broken deal expenses incurred in respect of unconsummated investments and expenses more generally relating to a particular investment strategy, among the funds, vehicles and accounts participating or that would have participated in such investments or that otherwise participate in the relevant investment strategy, as applicable, which may result in us bearing more or less of these expenses than other participants or potential participants in the relevant investments.
- ***KKR's investment advisory and proprietary activities.*** KKR may make strategic investments or enter into transactions for operational funding purposes, which, in each case, will be investments or transactions that are not offered to us, and also may make opportunistic investments pursuant to investment strategies that mirror, or are similar to in whole or in part, investment strategies implemented by us and KKR on behalf of itself and KKR investment vehicles. For example, in February 2021, KKR acquired Global Atlantic Financial Group Limited ("Global Atlantic"), a leading retirement and life insurance company. Therefore, KKR and its affiliates (including Global Atlantic) may compete with, and have interests adverse to us. The existence of KKR, its affiliates and KKR investment vehicles investing in the same or similar investments that may be made by us could, among other adverse consequences, affect the terms of loans and other investments pursued by us and the demand for such financing. In such circumstances, KKR's interest in maximizing the investment return of its proprietary entities creates a conflict of interest in that our Manager may be motivated to allocate more attractive investments to the

proprietary entities under its management and allocate less attractive investments to us. Similarly, KKR may be motivated to allocate scarce investment opportunities to the proprietary entities under its management rather than to us. In the case of KKR's allocation of investment opportunities between us and Global Atlantic, for example, we will continue to be KKR's primary vehicle for transitional senior loans, receiving first priority with respect to those investments, which have been our primary target asset since our IPO, while Global Atlantic will receive priority with respect to stabilized senior loan opportunities. Additionally, KKR has in the past given and is expected to continue to give advice or take action (including entering into short sales or other "opposite way trading" activities) with respect to the investments held by, and transactions of, KKR investment vehicles or proprietary entities of KKR that are different from or otherwise inconsistent with, the advice given or timing or nature of any action taken with respect to the investments held by us and our transactions. Additionally, the investment programs employed by KKR for KKR investment vehicles or proprietary entities of KKR could conflict with the transactions and strategies employed by our Manager in managing our company. Where our company, proprietary entities of KKR and KKR investment vehicles have provided financing to the same borrower, their interests may be in conflict irrespective of whether their investments are at different levels of the capital structure.

- *Other KKR activities.* Conflicts of interest may arise in allocating time, services or resources among our investment activities, KKR investment vehicles, KKR, other entities affiliated with KKR and the senior officers of KKR. Although members of the KKR Real Estate team intend to devote such time as may be necessary to conduct our business affairs in an appropriate manner, our Manager and KKR will continue to devote the resources necessary to manage the investment activities of KKR, KKR investment vehicles, other entities affiliated with KKR and the executives of KKR and, therefore, conflicts may arise in the allocation of time, services and resources. KKR is not precluded from conducting activities unrelated to us. In addition, KKR may expand the range of services that it provides over time. Except as and to the extent expressly provided in the management agreement with our Manager, our Manager and KKR will not be restricted in the scope of their business or in the performance of any such services (whether now offered or undertaken in the future) even if such activities could give rise to conflicts of interest.
- *No assurance of ability to participate in investment opportunities.* As indicated above, certain KKR investment vehicles, including any seed investments, do and may in the future pursue the same investment opportunities as us. Subject to our organizational documents and governing agreements, KKR has sole discretion to determine the manner in which investment opportunities are allocated between us, KKR and KKR investment vehicles. This allocation presents inherent conflicts of interest where demand exceeds available supply. As a result, our share of investment opportunities may be materially affected by competition from KKR investment vehicles and from proprietary entities of KKR. The conflicts inherent in making such allocation decisions may not always be resolved to our advantage. Generally, and subject to our organizational documents and governing agreements, our Manager will allocate investment opportunities between us and KKR investment vehicles in a manner that is consistent with an allocation methodology established by our Manager reasonably designed to help ensure allocations of opportunities are made over time on a fair and equitable basis. However, we will not necessarily have any priority in respect of any category of investments, and the allocation of investment opportunities in accordance with our Manager's allocation methodology may result in us being allocated less than a pro rata share of an investment opportunity or none of such opportunity. For example, on January 10, 2017 we made a \$40.0 million commitment to an aggregator vehicle alongside RECOP I, a KKR-managed investment fund. During the aggregator vehicle's investment period, investment opportunities available to KKR that fall within the primary investment strategy of acquiring newly issued CMBS B-Pieces will be shared pro rata between such aggregator vehicle and another KKR aggregator vehicle based on capital commitments. In respect of investments that are within the vehicles' investment objective but outside the primary investment strategy that are suitable for us or other KKR investment vehicles, KKR will allocate such opportunities among the aggregators, us and such other KKR investment vehicles in their sole discretion. For more information, see Part II, Item 7. "Management's Discussion and Analysis of Financial Condition and Results of Operations—Our Portfolio." In addition, certain KKR investment vehicles have priority investment rights to certain investment opportunities that may be suitable for us, and such vehicles with priority investment rights could be established by KKR in the future. These include, but are not limited to, KKR's special situations, mezzanine and real estate funds.
- *Duties owed to KKR investment vehicles.* KKR, including our Manager, may structure an investment as a result of which one or more KKR investment vehicles are offered the opportunity to participate in the same or separate debt tranche of an investment allocated to us. As advisor to such KKR investment vehicles, KKR, including our

Manager, may owe a fiduciary or other duty to the KKR investment vehicles and may face a conflict of interest in respect of the advice they give to, or the decisions made with regard to, us and such KKR investment vehicles.

- *Co-investments.* We may co-invest together with KKR investment vehicles and/or KKR proprietary balance sheet entities in some or all of our investment opportunities. KKR may also offer co-investment opportunities to vehicles in which KKR personnel, non-employee consultants and other associated persons of KKR or any of its affiliate entities may invest and to third-party co-investors. In such circumstances, the size of the investment opportunity otherwise available to us may be less than it would otherwise have been, and we may participate in such opportunities on different and potentially less favorable economic terms than such parties if our Manager deems such participation as being otherwise in our best interests. Furthermore, when KKR proprietary entities or KKR investment vehicles have interests or requirements that do not align with our interests, including differing liquidity needs or desired investment horizons, conflicts may arise in the manner in which any voting or control rights are exercised with respect to the relevant investment, potentially resulting in an adverse impact on us. Generally, such transactions are not required to be presented to our board of directors for approval, and there can be no assurances that any conflicts will be resolved in our favor.
- *Investments in which KKR and/or KKR investment vehicles have a different principal interest.* Without the approval of KKR's global conflicts and compliance committee, we will not acquire a controlling interest in any class or tranche of debt securities of any borrower in which KKR or any KKR investment vehicle has a pre-existing controlling equity interest (excluding any investments shared by us and such parties upon initial investment or any related follow-on investment). However, in circumstances where KKR's global conflicts and compliance committee approves a transaction of this type, approval by our board of directors is generally not required, and our interests and those of KKR or such KKR investment vehicle may not always be aligned, which may give rise to actual or potential conflicts of interest and actions taken for us may be adverse to KKR or such KKR investment vehicle, or vice versa.
- *Competing interests; allocation of resources.* KKR may make investments on behalf of itself and/or KKR investment vehicles that are competitive with our investments. In providing advice and recommendations to, or with respect to, such investments and in dealing in such investments on behalf of such KKR investment vehicles or KKR, to the extent permitted by law, KKR will not take into consideration our interests or our Manager's investments. Accordingly, such advice, recommendations and dealings may result in adverse consequences to us and our investments. Conflicts of interest may also arise with respect to the allocation of our Manager's time and resources between our investments and other investments. In addition, conflicts of interest may arise where KKR personnel and non-employee consultants serve as directors or interim executives of, or otherwise are associated with, our portfolio entities (e.g., if the entity is in financial difficulty) or entities that are competitors of certain of our portfolio entities.
- *Information sharing.* Although we have leveraged, and plan to continue to leverage KKR's firm-wide resources to help source, conduct due diligence on, structure, syndicate and create value for our investments, the information-sharing policies and procedures of KKR relating to confidential information and the information barrier between the public and private side of KKR, as well as certain legal and contractual and tax constraints, could significantly limit our ability to do so. In addition, in providing services in respect of our investments and other investments, our Manager may come into possession of information that it is prohibited from acting on (including on our behalf) or disclosing as a result of applicable confidentiality requirements or applicable law, even though such action or disclosure would be in our interests. Furthermore, to the extent not restricted by confidentiality requirements or applicable law, KKR may apply experience and information gained in providing services to our investments to provide services to competing investments of KKR investment vehicles, which may have adverse consequences for us or our investments.
- *Other related party transactions.* We may borrow money from multiple lenders, including KKR. Although our Manager will approve such transactions only on terms, including the consideration to be paid, that are determined by our Manager in good faith to be appropriate for us, it is possible that the interests of such affiliated lender could be in conflict with ours and the interests of our stockholders. KKR may also, on our behalf, effect transactions, including transactions in the secondary markets where KKR is also acting as a broker or other advisor on the other side of the same transaction. Notwithstanding that KKR may not receive commissions from such agency cross-transactions, it may nonetheless have a potential conflict of interest with respect to us and the other parties to those transactions to the extent it receives commissions or other compensation from such other parties.

- *KKR stakes in third-party hedge fund managers.* KKR has stakes in third-party hedge fund managers. Funds and accounts managed by such third-party managers and underlying portfolio funds and accounts may invest in securities or other financial instruments of companies in which we may also have an interest, or in competitors of ours or our investments. Actions taken by any of these third-party hedge fund managers in respect of any of the foregoing may adversely impact our company.
- *Transactions with any KKR fund or affiliate.* Pursuant to the terms of the management agreement, and subject to applicable law, our Manager will not consummate on our behalf any transaction that involves (i) the sale of any investment to or (ii) the acquisition of any investment from KKR, any KKR fund or any of their affiliates unless such transaction (A) is on terms no less favorable to us than could have been obtained on an arm's length basis from an unrelated third party and (B) has been approved in advance by a majority of our independent directors. Although our Manager will seek to resolve any conflicts of interest in a fair and equitable manner in accordance with the allocation policy and its prevailing policies and procedures with respect to conflicts resolution among KKR funds generally, only those transactions set forth in this paragraph will be required to be presented for approval by the independent directors.
- *Management agreement.* The management agreement was negotiated between related parties and its terms, including fees payable to our Manager, may not be as favorable to us as if they had been negotiated with an unaffiliated third party. In addition, we may choose not to enforce, or to enforce less vigorously, our rights under the management agreement because of our desire to maintain an ongoing relationship with our Manager.
- *Service providers.* Certain advisors and other service providers, or their affiliates (including accountants, administrators, lenders, bankers, brokers, attorneys, consultants and investment or commercial banking firms), to us and our investments may also provide goods or services to or have business, personal, political, financial or other relationships with KKR (including our Manager). Such advisors and service providers may be investors in KKR investment vehicles, sources of investment opportunities for KKR, our company or KKR investment vehicles or may otherwise be co-investors with or counterparties to transactions involving the foregoing. These relationships may influence our Manager in deciding whether to select or recommend such a service provider to perform services for us or a borrower (the cost of which will generally be borne directly or indirectly by us or such borrower, as applicable).

Our Manager manages our portfolio pursuant to very broad investment guidelines and is not required to seek the approval of our board of directors for each investment, financing, asset allocation or hedging decision made by it, which may result in riskier loans and investments and which could adversely affect our results of operations and financial condition.

Our Manager is authorized to follow very broad investment guidelines that provide it with broad discretion over investment, financing, asset allocation and hedging decisions. Our board of directors will periodically review our investment guidelines and our loan and investment portfolio but will not, and will not be required to, review and approve in advance all of our proposed loans and investments or our Manager's financing, asset allocation or hedging decisions. In addition, in conducting periodic reviews, our directors may rely primarily on information provided to them by our Manager or its affiliates. Subject to maintaining our REIT qualification and our exclusion from registration under the Investment Company Act, our Manager has significant latitude within the broad investment guidelines in determining the types of loans and investments it makes for us, and how such loans and investments are financed or hedged, which could result in investment returns that are substantially below expectations or that result in losses, which could adversely affect our results of operations and financial condition.

We do not own the KKR name, but we will use it as part of our corporate name pursuant to a license agreement with KKR. Use of the name by other parties or the termination of our license agreement may harm our business.

We entered into a license agreement with KKR pursuant to which it granted us a fully paid-up, royalty-free, non-exclusive license to use the name "KKR Real Estate Finance Trust Inc." and the ticker symbol "KREF". Under this agreement, we have a right to use this name and ticker symbol for so long as our Manager (or another affiliate of KKR) serves as our Manager pursuant to the management agreement and our Manager (or another managing entity) remains an affiliate of KKR under the license agreement. The license agreement may also be earlier terminated by either party as a result of certain breaches or for convenience upon 90 days' prior written notice. KKR and its affiliates retain the right to continue using the "KKR" name. We are also unable to preclude KKR and its affiliates from licensing or transferring ownership of the "KKR" name to third parties, some of whom may compete with us. Consequently, we are unable to prevent any damage to goodwill that may occur as a result of the activities of KKR or others. Furthermore, in the event that the license agreement is terminated, we will be required

to change our name and ticker symbol and cease using the “KKR” name. Any of these events could disrupt our recognition in the marketplace, damage any goodwill we may have generated and otherwise harm our business.

Legal and Regulatory Risks

State licensing requirements will cause us to incur expenses and our failure to be properly licensed may have a material adverse effect on us and our operations.

Nonbank companies are generally required to hold licenses in a number of U.S. states to conduct lending activities. State licensing statutes vary from state to state and prescribe or impose various recordkeeping requirements; restrictions on loan origination and servicing practices, including limits on finance charges and the type, amount and manner of charging fees; disclosure requirements; requirements that licensees submit to periodic examination; surety bond and minimum specified net worth requirements; periodic financial reporting requirements; notification requirements for changes in principal officers, stock ownership or corporate control; restrictions on advertising; and requirements that loan forms be submitted for review. Obtaining and maintaining licenses will cause us to incur expenses and failure to be properly licensed under state law or otherwise may have a material adverse effect on us and our operations.

Maintaining an exclusion from registration under the Investment Company Act imposes significant limits on our operations. Your investment return may be reduced if we are required to register as an investment company under the Investment Company Act.

We currently conduct, and intend to continue to conduct, our operations so that we are not required to register as an investment company under the Investment Company Act. We believe we are not an investment company under Section 3(a)(1)(A) of the Investment Company Act because we do not engage primarily, or hold ourselves out as being engaged primarily, in the business of investing, reinvesting or trading in securities. In addition, we intend to conduct our operations so that we do not come within the definition of an investment company under Section 3(a)(1)(C) of the Investment Company Act because less than 40% of our total assets (exclusive of U.S. government securities and cash items) on an unconsolidated basis will consist of “investment securities” (the “40% test”). Excluded from the term “investment securities” (as defined in the Investment Company Act) are securities issued by majority-owned subsidiaries that are themselves not investment companies and are not relying on the exclusion from the definition of investment company set forth in Section 3(c)(1) or Section 3(c)(7) of the Investment Company Act. Our interests in wholly-owned or majority-owned subsidiaries that qualify for the exclusion pursuant to Section 3(c)(5)(C), or Rule 3a-7, each as described below, or another exemption or exclusion under the Investment Company Act other than Section 3(c)(1) or Section 3(c)(7) thereof, do not constitute “investment securities.”

To maintain an exclusion from registration as an investment company, the securities issued to us by any wholly-owned or majority-owned subsidiaries that we may form in the future that are excluded from the definition of investment company under Section 3(c)(1) or Section 3(c)(7) of the Investment Company Act, together with any other investment securities we may own, may not have a value in excess of 40% of the value of our total assets on an unconsolidated basis (exclusive of U.S. government securities and cash items). We will monitor our holdings to ensure ongoing compliance with this 40% test, but there can be no assurance that we will be able to maintain an exclusion from registration as an investment company. The 40% test limits the types of businesses in which we may engage through our subsidiaries. In addition, the assets we and our subsidiaries may originate or acquire are limited by the provisions of the Investment Company Act and the rules and regulations promulgated under the Investment Company Act, which may adversely affect our business.

We hold our assets primarily through direct or indirect wholly-owned or majority-owned subsidiaries, certain of which are excluded from the definition of investment company pursuant to Section 3(c)(5)(C) of the Investment Company Act. To qualify for the exclusion pursuant to Section 3(c)(5)(C) based on positions set forth by the staff of the SEC, each such subsidiary generally is required to hold at least (i) 55% of its assets in “qualifying” real estate assets and (ii) at least 80% of its assets in “qualifying” real estate assets and real estate-related assets. “Qualifying” real estate assets for this purpose include senior loans, certain B-Notes and certain mezzanine loans that satisfy various conditions as set forth in SEC staff no-action letters and other guidance, and other assets that the SEC staff in various no-action letters and other guidance has determined are the functional equivalent of senior loans for the purposes of the Investment Company Act. We treat as real estate-related assets B-Notes and mezzanine loans that do not satisfy the conditions set forth in the relevant SEC staff no-action letters and other guidance, and debt and equity securities of companies primarily engaged in real estate businesses. Unless a relevant SEC staff no-action letter or other guidance applies, we expect to treat preferred equity interests as real estate-related assets. The SEC has not published guidance with respect to the treatment of CMBS for purposes of the Section 3(c)(5)(C) exclusion. Unless the SEC or its staff issues guidance with respect to CMBS, we intend to treat CMBS as a real estate-related asset. These no-action positions are based on specific factual situations that may be substantially different from the factual situations we and our subsidiaries may

face, and a number of these no-action positions were issued more than twenty years ago. There may be no guidance from the SEC staff that applies directly to our factual situations and as a result we may have to apply SEC staff guidance that relates to other factual situations by analogy. No assurance can be given that the SEC or its staff will concur with our classification of our assets. In addition, the SEC or its staff may, in the future, issue further guidance that may require us to re-classify our assets for purposes of the Investment Company Act, including for purposes of our subsidiaries' compliance with the exclusion provided in Section 3(c)(5)(C) of the Investment Company Act. There is no guarantee that we will be able to adjust our assets in the manner required to maintain an exclusion from registration under the Investment Company Act and any adjustment in our strategy or assets could have a material adverse effect on us.

Certain of our subsidiaries rely on the exclusion from the definition of investment company set forth in Rule 3a-7 under the Investment Company Act. We refer to these subsidiaries as our "CLO subsidiaries." Rule 3a-7 under the Investment Company Act is available to certain structured financing vehicles that are engaged in the business of holding financial assets that, by their terms, convert into cash within a finite time period and that issue fixed income securities entitling holders to receive payments that depend primarily on the cash flows from these assets, provided that, among other things, the structured finance vehicle does not engage in certain portfolio management practices resembling those employed by management investment companies (e.g., mutual funds). Accordingly, each of these CLO subsidiaries is subject to an indenture (or similar transaction documents) that contains specific guidelines and restrictions limiting the discretion of the CLO subsidiary and its collateral manager, if applicable. In particular, these guidelines and restrictions prohibit the CLO subsidiary from acquiring and disposing of assets primarily for the purpose of recognizing gains or decreasing losses resulting from market value changes. Thus, a CLO subsidiary cannot acquire or dispose of assets primarily to enhance returns to the owner of the equity in the CLO subsidiary; however, subject to this limitation, sales and purchases of assets may be made so long as doing so does not violate guidelines contained in the CLO subsidiary's relevant transaction documents. A CLO subsidiary generally can, for example, sell an asset if the collateral manager believes that its credit characteristic qualifies it as an impaired asset, subject to fulfilling the requirements set forth in Rule 3a-7 under the Investment Company Act and the CLO subsidiary's relevant transaction documents. As a result of these restrictions, our CLO subsidiaries may suffer losses on their assets and we may suffer losses on our investments in those CLO subsidiaries.

As a consequence of our seeking to maintain an exclusion from registration under the Investment Company Act on an ongoing basis, we and/or our subsidiaries may be restricted from making certain investments or may structure investments in a manner that would be less advantageous to us than would be the case in the absence of such requirements. In particular, a change in the value of any of our assets could negatively affect our ability to maintain an exclusion from registration under the Investment Company Act and cause the need for a restructuring of our investment portfolio. For example, these restrictions may limit our and our subsidiaries' ability to invest directly in mortgage-backed securities that represent less than the entire ownership in a pool of senior loans, debt and equity tranches of securitizations and certain asset-backed securities, non-controlling equity interests in real estate companies or in assets not related to real estate; however, we and our subsidiaries may invest in such securities to a certain extent. In addition, seeking to maintain an exclusion from registration under the Investment Company Act may cause us and/or our subsidiaries to acquire or hold additional assets that we might not otherwise have acquired or held or dispose of investments that we and/or our subsidiaries might not have otherwise disposed of, which could result in higher costs or lower proceeds to us than we would have paid or received if we were not seeking to comply with such requirements. Thus, maintaining an exclusion from registration under the Investment Company Act may hinder our ability to operate solely on the basis of maximizing profits.

We will determine whether an entity is a majority-owned subsidiary of our company. The Investment Company Act defines a majority-owned subsidiary of a person as a company 50% or more of the outstanding voting securities of which are owned by such person, or by another company which is a majority-owned subsidiary of such person. The Investment Company Act defines voting securities as any security presently entitling the owner or holder thereof to vote for the election of directors of a company. We treat entities in which we own at least a majority of the outstanding voting securities as majority-owned subsidiaries for purposes of the 40% test. We have not requested that the SEC or its staff approve our treatment of any entity as a majority-owned subsidiary, and neither has done so. If the SEC or its staff were to disagree with our treatment of one or more subsidiary entities as majority-owned subsidiaries, we may need to adjust our strategy and our assets in order to continue to pass the 40% test. Any adjustment in our strategy or assets could have a material adverse effect on us.

SEC staff no-action positions are based on specific factual situations that may be substantially different from the factual situations we and our subsidiaries may face, and a number of the no-action positions relevant to our business were issued more than twenty years ago. There may be no guidance from the SEC staff that applies directly to our factual situations and as a result we may have to apply SEC staff guidance that relates to other factual situations by analogy. No assurance can be given that the SEC or its staff will concur with our classification of our assets. In addition, the SEC or its staff may, in the future, issue further guidance that may require us to re-classify our assets for purposes of the Investment Company Act, including for

purposes of our subsidiaries' compliance with the exclusion provided in Section 3(c)(5)(C) of, or Rule 3a-7 under, the Investment Company Act. There is no guarantee that we will be able to adjust our assets in the manner required to maintain an exclusion from registration under the Investment Company Act and any adjustment in our strategy or assets could have a material adverse effect on us.

To the extent that the SEC or its staff provide new specific guidance regarding any of the matters bearing upon the definition of investment company and the exemptions or exclusions to that definition, we may be required to adjust our strategy accordingly. Any additional guidance from the SEC or its staff could provide additional flexibility to us, or it could further inhibit our ability to pursue the strategies we have chosen.

There can be no assurance that we and our subsidiaries would be able to successfully avoid operating as an unregistered investment company. If it were established that we were an unregistered investment company, there would be a risk that we would be subject to monetary penalties and injunctive relief in an action brought by the SEC, that we would be unable to enforce contracts with third parties, that third parties could seek to obtain rescission of transactions undertaken during the period it was established that we were an unregistered investment company.

If we were required to register as an investment company under the Investment Company Act, we would become subject to substantial regulation with respect to our capital structure (including our ability to use borrowings or corporate leverage, which would have an adverse impact on our investment returns), management, operations, transactions with affiliated persons (as defined in the Investment Company Act) and portfolio composition, including disclosure requirements and restrictions with respect to diversification and industry concentration and other matters. Compliance with the Investment Company Act would, accordingly, limit our ability to make certain investments and require us to significantly restructure our business plan, which could materially adversely affect our ability to pay distributions to our stockholders.

Changes in laws or regulations governing our operations, changes in the interpretation thereof or newly enacted laws or regulations and any failure by us to comply with these laws or regulations, could require changes to certain of our business practices, negatively impact our operations, cash flow or financial condition, impose additional costs on us, subject us to increased competition or otherwise adversely affect our business.

The laws and regulations governing our operations, as well as their interpretation, may change from time to time, and new laws and regulations may be enacted. Accordingly, any change in these laws or regulations, changes in their interpretation, or newly enacted laws or regulations and any failure by us to comply with these laws or regulations, could require changes to certain of our business practices, negatively impact our operations, cash flow or financial condition, impose additional costs on us or otherwise adversely affect our business. For example, from time to time the market for real estate debt transactions has been adversely affected by a decrease in the availability of senior and subordinated financing for transactions, in part in response to regulatory pressures on providers of financing to reduce or eliminate their exposure to such transactions. Furthermore, if regulatory capital requirements—whether under the Dodd-Frank Act, Basel III (i.e., the framework for a comprehensive set of capital and liquidity standards for internationally active banking organizations, which was adopted in June 2011 by the Basel Committee on Banking Supervision, an international body comprised of senior representatives of bank supervisory authorities and central banks from 27 countries, including the United States) or other regulatory action—are imposed on private lenders that provide us with funds, or were to be imposed on us, they or we may be required to limit, or increase the cost of, financing they provide to us or that we provide to others. Among other things, this could potentially increase our financing costs, reduce our ability to originate or acquire loans and reduce our liquidity or require us to sell assets at an inopportune time or price.

Various laws and regulations currently exist that restrict the investment activities of banks and certain other financial institutions but do not apply to us, which we believe creates opportunities for us to participate in certain investments that are not available to these more regulated institutions. Any deregulation of the financial industry, including by amending the Dodd-Frank Act, may decrease the restrictions on banks and other financial institutions and would create more competition for investment opportunities that were previously not available to the financial industry. See “Risks Related to Our Lending and Investment Activities—We operate in a competitive market for lending and investment opportunities, and competition may limit our ability to originate or acquire desirable loans and investments or dispose of assets we target and could also affect the yields of these assets and have a material adverse effect on our business, financial condition and results of operations.” Efforts by the current administration could have further impacts on our industry if previously enacted laws are amended or if new legislative or regulatory reforms are adopted. In addition, the change in administration has led and will lead to leadership changes at a number of U.S. federal regulatory agencies with oversight over the U.S. financial services industry. This poses uncertainty with respect to such agencies' policy priorities and may lead to increased regulatory enforcement activity in the financial services industry. Although there is a substantial lack of clarity regarding the likelihood, timing and details of potential changes or reforms by the current administration and U.S. Congress, such changes or reforms may impose additional costs on

our current or future investments, require the attention of senior management or result in other limitations on our business or investments. We are unable to predict at this time the effect of any such reforms.

In recent years, there has been increasing commentary amongst regulators and intergovernmental institutions on the role of nonbank institutions in providing credit and, particularly, so-called “shadow banking,” a term generally taken to refer to credit intermediation involving entities and activities outside the regulated banking system. For example, the Financial Stability Board has issued a policy framework for strengthening oversight and regulation of “shadow banking” entities. The report outlined initial steps to define the scope of the shadow banking system and proposed general governing principles for a monitoring and regulatory framework. A number of other regulators, such as the Federal Reserve, and international organizations, such as the International Organization of Securities Commissions, are studying the shadow banking system. It is not possible to assess whether any rules or regulations will be proposed or to what extent any finalized rules or regulations will have on the nonbank lending market. If rules or regulations were to extend to us or our affiliates the regulatory and supervisory requirements, such as capital and liquidity standards, currently applicable to banks, then the regulatory and operating costs associated therewith could adversely impact the implementation of our investment strategy and our returns. In an extreme eventuality, it is possible that such regulations could render the continued operation of our company unviable.

In the United States, the process established by the Dodd-Frank Act for designation of systemically important nonbank firms has provided a means for ensuring that the perimeter of prudential regulation can be extended as appropriate to cover large shadow banking institutions. The Dodd-Frank Act established the Financial Stability Oversight Council (the “FSOC”), which is comprised of representatives of all the major U.S. financial regulators, to act as the financial system’s systemic risk regulator. The FSOC has the authority to review the activities of nonbank financial companies predominantly engaged in financial activities and designate those companies as “systematically important financial institutions” (“SIFIs”) for supervision by the Federal Reserve. Such designation is applicable to companies where material distress or failure could pose risk to the financial stability of the United States. On December 18, 2014, the FSOC released a notice seeking public comment on the potential risks posed by aspects of the asset management industry, including whether asset management products and activities may pose potential risks to the U.S. financial system in the areas of liquidity and redemptions, leverage, operational functions, and resolution, or in other areas. On April 18, 2016, the FSOC released an update on its multi-year review of asset management products and activities and created an interagency working group to assess potential risks associated with certain leveraged funds. On December 4, 2019, the FSOC issued final guidance regarding the FSOC’s procedures for designating nonbank financial companies as SIFIs. This guidance implemented a number of reforms to the FSOC’s prior SIFI designation approach by shifting from an “entity-based” approach to an “activities-based” approach whereby the FSOC will primarily focus on regulating activities that pose systematic risk to the financial stability of the United States, rather than designations of individual firms. Under the guidance, designation of a nonbank financial company as a SIFI would only occur if the FSOC determined that the expected benefits justify the expected costs of the designation. While the impact of this guidance cannot be known at this time, increased regulation of nonbank credit extension could negatively impact our operations, cash flows or financial condition, impose additional costs on us, intensify the regulatory supervision of us or otherwise adversely affect our business.

Changes in laws or regulations governing the operations of borrowers could affect our returns with respect to those borrowers.

Government counterparties or agencies may have the discretion to change or increase regulation of a borrower’s operations, or implement laws or regulations affecting a borrower’s operations, separate from any contractual rights it may have. A borrower could also be materially and adversely affected as a result of statutory or regulatory changes or judicial or administrative interpretations of existing laws and regulations that impose more comprehensive or stringent requirements on such company. Governments have considerable discretion in implementing regulations, for example, the possible imposition or increase of taxes on income earned by a borrower or gains recognized by us on our investment in such borrower, that could impact a borrower’s business as well as our return on our investment with respect to such borrower. Changes in government rules, regulations and fiscal policies, including increases in property taxes, changes in zoning laws and increasing costs to comply with environmental law could increase operating expenses for our borrowers. Likewise, changes in rent control or rent stabilization laws or other residential landlord/tenant laws could result in lower revenue growth or significant unanticipated expenditures for our borrowers. For example, in 2016, voters in Mountain View, California passed a referendum that limits rent increases on existing tenants (but not on new move-ins) in communities built before 1995. These initiatives and any other future enactments of rent control or rent stabilization laws or other laws regulating multifamily housing may reduce our borrowers’ rental revenues or increase their operating costs. Such laws and regulations may limit our borrowers’ ability to charge market rents, increase rents, evict tenants or recover increases in their operating costs, which may, in turn, impact our return on our investment with respect to such borrowers.

Climate change, climate change-related initiatives and regulations and the increased focus on sustainability issues, may adversely affect our business and financial results and damage our reputation.

Recently, there has been growing concern from advocacy groups, government agencies and the general public over the effects of climate change on the environment. Transition risks, such as government restrictions, standards or regulations intended to reduce greenhouse gas emissions and potential climate change impacts, are emerging and may increase in the future in the form of restrictions or additional requirements on the development of commercial real estate. Such restrictions and requirements could increase our costs or require additional technology and capital investment by our borrowers, which could adversely affect our results of operations. This is a particular concern in the western and northeastern United States, where some of the most extensive and stringent environmental laws and building construction standards in the U.S. have been enacted, and where we have properties securing our investment portfolio.

Additionally, sustainability-related matters and our response to these matters could harm our business, including in areas such as diversity, equity and inclusion, human rights, climate change and environmental stewardship, support for local communities, corporate governance and transparency and considering sustainability-related factors in our investment processes. Although we view our sustainable investing approach as a tool for value creation and value protection, different stakeholder groups have divergent views on the merits of integrating sustainability considerations into the investment process. Increasing governmental, investor and societal attention to sustainability-related matters, including expanding mandatory and voluntary reporting, diligence, and disclosure on topics such as climate change, human capital, labor and risk oversight, could expand the nature, scope, and complexity of matters that we are required to control, assess and report. These factors may alter the environment in which we do business and may increase the ongoing costs of compliance and adversely impact our results of operations and cash flows. If we are unable to adequately address such sustainability-related matters or we or our borrowers fail or are perceived to fail to comply with all laws, regulations, policies and related interpretations, it could negatively impact our reputation and our business results.

Further, significant physical effects of climate change including extreme weather events such as hurricanes, floods or droughts leading to fires, can also have an adverse impact on certain of our borrowers' properties, including costs of insurance. As the effects of climate change increase, we expect the frequency and impact of weather and climate related events and conditions to increase as well. While the geographic distribution of our portfolio somewhat limits our physical climate risk, some physical risk is inherent in the properties of our borrowers, particularly in certain borrowers' locations and in the unknown potential for extreme weather or other events that could occur related to climate change.

We are subject to risks from litigation filed by or against us.

Legal or governmental proceedings brought by or on behalf of third parties may adversely affect our financial results. Our investment activities may include activities that are hostile in nature and will subject it to the risks of becoming involved in such proceedings. The expense of defending claims against us and paying any amounts pursuant to settlements or judgments would be borne by us and would reduce net assets. Our Manager will be indemnified by us in connection with such proceedings, subject to certain conditions. Similarly, we may from time to time institute legal proceedings on behalf of ourselves or others, the ultimate outcome of which could cause us to incur substantial damages and expenses, which could have a material adverse effect on our business.

The obligations associated with being a public company require significant resources and attention from our Manager's senior management team.

As a public company with listed equity securities, we must comply with laws, regulations and requirements, including the requirements of the Exchange Act, certain corporate governance provisions of the Sarbanes-Oxley Act of 2002 (the "Sarbanes-Oxley Act"), related regulations of the SEC and requirements of the NYSE, with which we were not required to comply as a private company. The Exchange Act requires that we file annual, quarterly and current reports with respect to our business and financial condition. The Sarbanes-Oxley Act requires, among other things, that we establish and maintain effective internal controls and procedures for financial reporting. These reporting and other obligations place significant demands on our Manager's senior management team, administrative, operational and accounting resources and cause us to incur significant expenses. We may need to upgrade our systems or create new systems, implement additional financial and other controls, reporting systems and procedures, and create or outsource an internal audit function. If we are unable to accomplish these objectives in a timely and effective fashion, our ability to comply with the financial reporting requirements and other rules that apply to reporting companies could be impaired.

If we are unable to implement and maintain effective internal controls over financial reporting in the future, investors may lose confidence in the accuracy and completeness of our financial reports and the market price of our common stock may be negatively affected.

As a public company, we are required to maintain internal controls over financial reporting and to report any material weaknesses in such internal controls. In addition, we are required to furnish a report by management on the effectiveness of our internal controls over financial reporting, pursuant to Section 404 of the Sarbanes-Oxley Act. Our independent registered public accounting firm is required to formally attest to the effectiveness of our internal controls over financial reporting on an annual basis. The process of designing, implementing and testing the internal controls over financial reporting required to comply with this obligation is time consuming, costly and complicated. If we identify material weaknesses in our internal controls over financial reporting, if we are unable to comply with the requirements of Section 404 of the Sarbanes-Oxley Act in a timely manner or to assert that our internal controls over financial reporting is effective or if our independent registered public accounting firm is unable to express an opinion as to the effectiveness of our internal controls over financial reporting, investors may lose confidence in the accuracy and completeness of our financial reports and the market price of our common stock could be negatively affected. We could also become subject to investigations by the stock exchange on which our securities are listed, the SEC or other regulatory authorities, which could require additional financial and management resources.

Risks Related to Our REIT Status and Certain Other Tax Considerations

If we do not maintain our qualification as a REIT, we will be subject to tax as a regular corporation and could face a substantial tax liability.

We expect to continue to operate so as to qualify as a REIT under the Code. However, qualification as a REIT involves the application of highly technical and complex Code provisions for which only a limited number of judicial or administrative interpretations exist. Our continued qualification as a REIT will depend on our continuing ability to meet various requirements concerning, among other things, our sources of income, the nature of our investments, the amounts we distribute to our stockholders and the ownership of our stock. We also own interests in entities that have elected to be taxed as REITs. If any such entity were to fail to qualify as a REIT, it could negatively impact our ability to satisfy the REIT requirements. Notwithstanding the availability of cure provisions in the Code, various compliance requirements could be failed and could jeopardize our REIT status. Furthermore, new tax legislation, administrative guidance or court decisions, in each instance potentially with retroactive effect, could make it more difficult or impossible for us to continue to qualify as a REIT. If we fail to qualify as a REIT in any tax year, then:

- we would be taxed as a regular domestic corporation, which under current law, among other things, means being unable to deduct distributions to stockholders in computing taxable income and being subject to U.S. federal income tax on taxable income at regular corporate income tax rates;
- any resulting tax liability could be substantial and could have a material adverse effect on our book value;
- unless we were entitled to relief under applicable statutory provisions, we would be required to pay taxes as described above, and thus, our cash available for distribution to stockholders would be reduced for each of the years during which we do not qualify as a REIT and for which we had taxable income; and
- we generally would not be eligible to elect to be taxed as a REIT for the subsequent four full taxable years.

Even if we maintain our qualification as a REIT, we may incur tax liabilities that would reduce our cash available for distribution to stockholders.

Even if we maintain our qualification as a REIT, we may become subject to U.S. federal income taxes and related state and local taxes, and foreign taxes. For example, net income from the sale of properties that are “dealer” properties sold by a REIT (a “prohibited transaction” under the Code) will be subject to a 100% tax. Our distributions may not be sufficient to avoid excise taxes applicable to REITs. Similarly, if we were to fail an income or asset test (and did not lose our REIT status because such failure was due to reasonable cause and not willful neglect), we would have to pay a penalty tax, which could be material. We also may decide to retain net capital gain we earn from the sale or other disposition of our investments and pay income tax directly on such income. In that event, our stockholders would be treated as if they earned that income and paid the tax on it directly. However, stockholders that are tax-exempt, such as charities or qualified pension plans, would have no benefit from their deemed payment of such tax liability unless they file U.S. federal income tax returns and seek a refund of such tax on such return. We also may be subject to state and local or foreign taxes on our income or property, including franchise, payroll,

mortgage recording and transfer taxes, either directly or at the level of the other companies through which we indirectly own assets. For example, our domestic taxable REIT subsidiaries are subject to full U.S. federal, state, local and foreign corporate-level income taxes. Any taxes we pay directly or indirectly will reduce our cash available for distribution to stockholders.

Complying with REIT requirements may cause us to forego otherwise attractive opportunities and limit our expansion opportunities.

In order to qualify as a REIT for U.S. federal income tax purposes, we must continually satisfy tests concerning, among other things, our sources of income, the nature of our investments in real estate and related assets, the amounts we distribute to our stockholders and the ownership of our stock. We may also be required to make distributions to stockholders at disadvantageous times or when we do not have funds readily available for distribution, requiring us to borrow funds or sell a portion of our investments at disadvantageous prices. Thus, compliance with REIT requirements may hinder our ability to operate solely on the basis of maximizing profits.

Complying with REIT requirements may force us to liquidate or restructure otherwise attractive investments.

In order to qualify as a REIT, we must also ensure that at the end of each calendar quarter, at least 75% of the value of our assets consists of cash, cash items, government securities and qualified REIT real estate assets. The remainder of our investments in securities cannot include more than 10% of the outstanding voting securities of any one issuer or 10% of the total value of the outstanding securities of any one issuer unless we and such issuer jointly elect for such issuer to be treated as a taxable REIT subsidiary under the Code. The total value of all of our investments in taxable REIT subsidiaries cannot exceed 25% (20% for taxable years beginning before January 1, 2026) of the value of our total assets. In addition, no more than 5% of the value of our assets can consist of the securities of any one issuer other than a taxable REIT subsidiary, and no more than 25% of our assets can consist of debt of “publicly offered” REITs (i.e., REITs that are required to file annual and periodic reports with the SEC under the Exchange Act) that is not secured by real property or interests in real property. If we fail to comply with these requirements, we must dispose of a portion of our assets or otherwise come into compliance within 30 days after the end of the calendar quarter in order to avoid losing our REIT status and suffering adverse tax consequences. As a result, we may be required to liquidate or restructure otherwise attractive investments. These actions could have the effect of reducing our income and amounts available for distribution to our stockholders.

Complying with REIT requirements may limit our ability to hedge effectively and may cause us to incur tax liabilities.

The REIT provisions of the Code substantially limit our ability to hedge liabilities and assets. Any income from a properly identified hedging transaction we enter into to manage risk of interest rate changes with respect to borrowings made or to be made to acquire or carry real estate assets or to manage risk of currency fluctuations with respect to our REIT qualifying income, or to offset any such hedging transaction, does not constitute “gross income” for purposes of the 75% or 95% gross income tests that we must satisfy in order to maintain our qualification as a REIT. To the extent that we enter into other types of hedging transactions, the income from those transactions is likely to be treated as non-qualifying income for purposes of both of these gross income tests. As a result of these rules, we intend to limit our use of advantageous hedging techniques or implement those hedges through a taxable REIT subsidiary. This could increase the cost of our hedging activities because our taxable REIT subsidiaries would be subject to tax on gains or expose us to greater risks associated with changes in interest rates than we would otherwise want to bear. In addition, losses in our taxable REIT subsidiaries generally will not provide any tax benefit, except for being carried forward against future taxable income in the taxable REIT subsidiaries.

Our charter does not permit any person (including certain entities treated as individuals for this purpose) to own more than 9.8% of any class or series of our outstanding capital stock, and attempts to acquire shares of any class or series of our capital stock in excess of this 9.8% limit would not be effective without an exemption from those prohibitions by our board of directors.

To maintain our qualification as a REIT, not more than 50% in value of our outstanding capital stock may be owned, directly or indirectly, by five or fewer individuals (as defined in the Code to include certain entities). Our charter provides that no person may beneficially or constructively own more than 9.8% in value or in number of shares, whichever is more restrictive, of any class or series of our outstanding capital stock, provided that KKR and certain of its affiliates are excluded from this limitation. Our board of directors, in its sole discretion, may exempt (prospectively or retroactively) a person from this limitation if it obtains such representations, covenants and undertakings as it deems appropriate to conclude that granting the exemption will not cause us to lose our status as a REIT. The constructive ownership rules under the Code and our charter are complex and may cause shares of our outstanding stock owned by a group of related individuals or entities to be deemed to be constructively owned by one individual. As a result, the acquisition of less than 9.8% of any class or series of our outstanding capital stock by

an individual or entity could cause an individual to own constructively in excess of 9.8% of such class or series of our outstanding capital stock, and thus violate the ownership limit. Any attempted transfer of our capital stock that, if effective, would result in a violation of the ownership limit, will cause the number of shares causing the violation to automatically be transferred to a trust for the exclusive benefit of one or more charitable beneficiaries designated by us and the intended transferee will acquire no rights in the shares. Despite these restrictions, it is possible that there could be five or fewer individuals who own more than 50% in value of our outstanding capital stock, which could cause us to fail to continue to qualify as a REIT. In addition, there can be no assurance that our board of directors, as permitted in our charter, will not decrease this ownership limit in the future (provided, however, that a decreased stock ownership limit will not be effective for any person whose ownership of our stock is in excess of the decreased ownership limit until such person's ownership percentage of our stock equals or falls below the decreased ownership limit).

The ownership limit could have the effect of discouraging a takeover or other transaction in which holders of our common stock might receive a premium for their shares over the then prevailing market price or which holders might believe to be otherwise in their best interests (and even if such change in control would not reasonably jeopardize our REIT status). The exemptions to the ownership limit granted to date may limit our board of directors' power to increase the ownership limit or grant further exemptions in the future.

We may choose to make distributions in the form of shares of our own stock, in which case stockholders may be required to pay income taxes without receiving any cash dividends.

In connection with our qualification as a REIT, we are required to annually distribute to our stockholders at least 90% of our REIT taxable income (which does not equal net income, as calculated in accordance with GAAP), determined without regard to the deduction for dividends paid and excluding net capital gain. To satisfy this requirement, we may make distributions that are payable in cash and/or shares of our common stock at the election of each stockholder. As a publicly offered REIT, as long as at least 20% of the total dividend is available in cash and certain other requirements are satisfied, the IRS will treat the stock distribution as a dividend (to the extent applicable rules treat such distribution as being made out of our earnings and profits). This threshold has been temporarily reduced in the past and may be reduced in the future by IRS guidance. Taxable stockholders receiving such distributions will be required to include the full amount of such distributions as ordinary dividend income to the extent of our current or accumulated earnings and profits, as determined for U.S. federal income tax purposes. As a result, U.S. holders may be required to pay income taxes with respect to such distributions in excess of the cash portion of the distribution received. Accordingly, U.S. holders receiving a distribution of our shares may be required to sell shares received in such distribution or may be required to sell other stock or assets owned by them, at a time that may be disadvantageous, in order to satisfy any tax imposed on such distribution. If a U.S. holder sells the stock that it receives as part of the distribution in order to pay this tax, the sales proceeds may be less than the amount it must include in income with respect to the distribution, depending on the value of our shares at the time of the sale. Furthermore, with respect to certain non-U.S. holders, we may be required to withhold U.S. tax with respect to such distribution, including in respect of all or a portion of such distribution that is payable in stock, by withholding or disposing of part of the shares included in such distribution and using the proceeds of such disposition to satisfy the withholding tax imposed. In addition, if a significant number of our stockholders determine to sell shares of our common stock in order to pay taxes owed on dividend income, such sale may put downward pressure on the market price of our common stock.

Dividends payable by REITs do not qualify for the reduced tax rates available for some dividends.

Under current law, the maximum U.S. federal income tax rate applicable to qualified dividend income payable to certain non-corporate U.S. holders is 20%. Dividends payable by REITs, however, generally are not eligible for the reduced qualified dividend rates. However, non-corporate taxpayers may deduct up to 20% of certain pass-through business income, including "qualified REIT dividends" (generally, dividends received by a REIT shareholder that are not designated as capital gain dividends or qualified dividend income), subject to certain limitations, resulting in an effective maximum U.S. federal income tax rate of 29.6% on such income. Although the reduced U.S. federal income tax rate applicable to qualified dividend income does not adversely affect the taxation of REITs or dividends payable by REITs, the more favorable rates applicable to regular corporate qualified dividends and the reduced corporate tax rate could cause certain non-corporate investors to perceive investments in REITs to be relatively less attractive than investments in the stocks of non-REIT corporations that pay dividends, which could adversely affect the value of the shares of REITs, including our common stock.

Our taxable income may be greater than our cash flow available for distribution, including as a result of our investments in certain debt instruments, causing us to recognize "phantom income" for U.S. federal income tax purposes, and certain

modifications of debt instruments by us could cause the modified debt to not qualify as a good REIT asset, thereby jeopardizing our REIT qualification.

To qualify as a REIT, we generally must distribute annually to our stockholders at least 90% of our net taxable income, determined without regard to the dividends-paid deduction and excluding net capital gains. We will be subject to regular corporate income taxes on any undistributed REIT taxable income each year, including net capital gains. Additionally, we will be subject to a 4% nondeductible excise tax on any amount by which distributions paid by us in any calendar year are less than the sum of 85% of our ordinary income, 95% of our capital gain net income and 100% of our undistributed income from previous years.

Our taxable income may substantially exceed our net income as determined based on GAAP, or differences in timing between the recognition of taxable income and the actual receipt of cash may occur. For example, we may acquire assets, including debt securities requiring us to accrue original issue discount or recognize market discount income, that generate taxable income in excess of economic income or in advance of the corresponding cash flow from the assets referred to as “phantom income.” In addition, if a borrower with respect to a particular debt instrument encounters financial difficulty rendering it unable to pay stated interest as due, we may nonetheless be required to continue to recognize the unpaid interest as taxable income with the effect that we will recognize income but will not have a corresponding amount of cash available for distribution to our stockholders. Finally, we may be required under the terms of indebtedness that we incur to use cash received from interest payments to make principal payments on that indebtedness, with the effect of recognizing income but not having a corresponding amount of cash available for distribution to our stockholders. Also, in certain circumstances, our ability to deduct interest expenses for U.S. federal income tax purposes may be limited.

As a result of the foregoing, we may generate less cash flow than taxable income in a particular year and find it difficult or impossible to meet the REIT distribution requirements in certain circumstances. In such circumstances, we may be required to (a) sell assets in adverse market conditions, (b) borrow on unfavorable terms, (c) distribute amounts that would otherwise be used for future acquisitions or used to repay debt, or (d) make a taxable distribution of our common stock as part of a distribution in which stockholders may elect to receive shares of our common stock or (subject to a limit measured as a percentage of the total distribution) cash, in order to comply with the REIT distribution requirements.

We may agree to modify the terms of distressed and other debt instruments that we hold. If the amendments to the outstanding debt are “significant modifications” under the applicable U.S. Treasury regulations, the modified debt may be considered to have been reissued to us in a debt-for-debt taxable exchange with the borrower. In certain circumstances, this deemed reissuance may prevent the modified debt from qualifying as a good REIT asset if the underlying security has declined in value and could cause us to recognize income to the extent the principal amount of the modified debt exceeds our adjusted tax basis in the unmodified debt.

The failure of a mezzanine loan to qualify as a real estate asset could adversely affect our ability to qualify as a REIT.

We originate and acquire mezzanine loans, for which the IRS has provided a safe harbor but not rules of substantive law. Pursuant to the safe harbor, if a mezzanine loan meets certain requirements, it will be treated by the IRS as a real estate asset for purposes of the REIT asset tests, and interest derived from the mezzanine loan will be treated as qualifying mortgage interest for purposes of the REIT 75% income test. Our mezzanine loans may not meet all of the requirements of this safe harbor. In the event we own a mezzanine loan that does not meet the safe harbor, the IRS could challenge such loan’s treatment as a real estate asset for purposes of the REIT asset and income tests and, if such a challenge were sustained, we could fail to qualify as a REIT, unless we are able to qualify for a statutory REIT “savings” provision, which may require us to pay a significant penalty tax to maintain our REIT qualification.

Our investments in certain loans may require us to make estimates about the fair value of real property improvements that may be challenged by the IRS.

We have invested and may invest in mortgage loans and mezzanine loans in which the underlying real property was under construction. Such mortgage loans (and mezzanine loans, to the extent they are otherwise qualifying) generally will be treated as real estate assets for purposes of the REIT asset tests, and interest derived from such loans will be treated as qualifying mortgage interest for purposes of the REIT 75% income test, provided that the “loan value” of the real property securing the loan is equal to or greater than the highest outstanding principal amount of the loan during any taxable year. With respect to construction loans, the value of the real property securing the loan is the fair value of the land plus the reasonably estimated cost of improvements or developments (other than personal property) that secure the loan and that are to be constructed from the proceeds of the loan. The IRS could challenge our estimates as to the loan value of the real property associated with such

construction loans. If such a challenge were sustained and all or a portion of the loan was not treated as a real estate asset, we could fail to qualify as a REIT, unless we are able to qualify for a statutory REIT “savings” provision, which may require us to pay a significant penalty tax to maintain our REIT qualification.

We may fail to qualify as a REIT if the IRS successfully challenges our characterization for U.S. federal income tax purposes of our mezzanine loans or preferred equity investments.

We have invested and may invest in the future in preferred equity investments and mezzanine loans. There is limited case law and administrative guidance addressing whether instruments similar to our mezzanine loans and preferred equity investments will be treated as equity or debt for U.S. federal income tax purposes. We typically do not anticipate obtaining private letter rulings from the IRS or opinions of counsel on the characterization of those investments for U.S. federal income tax purposes. If the IRS successfully recharacterizes a mezzanine loan or preferred equity investment as equity for U.S. federal income tax purposes, we would be treated as owning the assets held by the partnership or limited liability company that issued the security and we would be treated as receiving our proportionate share of the income of that entity. If that partnership or limited liability company owned nonqualifying assets or earned nonqualifying income, we may not be able to satisfy all of the REIT income or asset tests. Alternatively, if we are treating a mezzanine loan or preferred equity investment as equity for U.S. federal income tax purposes and the IRS successfully recharacterizes the investment as debt, then that investment may be treated as a nonqualifying asset for purposes of the 75% asset test and as producing nonqualifying income for 75% gross income test. In addition, such an investment may be subject to the 10% value test and the 5% asset tests. Accordingly, we could fail to qualify as a REIT if the IRS successfully challenges our characterization of our mezzanine loans or preferred equity investments for U.S. federal income tax purposes unless we are able to qualify for a statutory REIT “savings” provision, which may require us to pay a significant penalty tax to maintain our REIT qualification.

The tax on prohibited transactions will limit our ability to engage in transactions, including certain methods of securitizing or syndicating mortgage loans that would be treated as sales for U.S. federal income tax purposes.

A REIT’s net income from prohibited transactions is subject to a 100% tax with no offset for losses. In general, prohibited transactions are sales or other dispositions of property, other than foreclosure property, but including mortgage loans, held primarily for sale to customers in the ordinary course of business. We might be subject to this tax if we dispose of, securitize or syndicate loans in a manner that was treated as a sale of the loans, if we frequently buy and sell securities in a manner that is treated as dealer activity with respect to such securities for U.S. federal income tax purposes. Therefore, in order to avoid the prohibited transactions tax, we may choose to engage in certain sales of assets through a taxable REIT subsidiary and not at the REIT level, and may limit the structures we utilize for our securitization transactions, even though the sales or structures might otherwise be beneficial to us.

The failure of assets subject to repurchase agreements to qualify as real estate assets could adversely affect our ability to qualify as a REIT.

We have entered into financing arrangements that are structured as sale and repurchase agreements pursuant to which we nominally sell certain of our assets to a counterparty and simultaneously enter into an agreement to repurchase these assets at a later date in exchange for a purchase price. Economically, these agreements are financings that are secured by the assets sold pursuant thereto. We believe that we are treated for REIT asset and income test purposes as the owner of the assets that are the subject of such sale and repurchase agreements notwithstanding that such agreements may transfer record ownership of the assets to the counterparty during the term of the agreement. It is possible, however, that the IRS could assert that we do not own the assets during the term of the related sale and repurchase agreement, in which case we could fail to qualify as a REIT.

Liquidation of assets may jeopardize our REIT qualification.

To qualify as a REIT, we must comply with requirements regarding our assets and our sources of income. If we are compelled to liquidate our investments to repay obligations to our lenders, we may be unable to comply with these requirements, ultimately jeopardizing our qualification as a REIT, or we may be subject to a 100% tax on any resultant gain if we sell assets that are treated as dealer property or inventory.

Certain financing activities may subject us to U.S. federal income tax and could have negative tax consequences for our stockholders.

We may enter into securitization transactions and other financing transactions that could result in us, or a portion of our assets, being treated as a taxable mortgage pool for U.S. federal income tax purposes. If we enter into such a transaction in the future,

we could be taxable at the highest corporate income tax rate on a portion of the income arising from a taxable mortgage pool, referred to as “excess inclusion income,” that is allocable to the percentage of our shares held in record name by disqualified organizations (generally tax-exempt entities that are exempt from the tax on unrelated business taxable income, such as state pension plans and charitable remainder trusts and government entities). In that case, we could reduce distributions to such stockholders by the amount of tax paid by us that is attributable to such stockholder’s ownership.

If we were to realize excess inclusion income, IRS guidance indicates that the excess inclusion income would be allocated among our stockholders in proportion to the dividends paid. Excess inclusion income cannot be offset by losses of a stockholder. If the stockholder is a tax-exempt entity and not a disqualified organization, then this income would be fully taxable as unrelated business taxable income under Section 512 of the Code. If the stockholder is a foreign person, it would be subject to U.S. federal income tax at the maximum tax rate and withholding will be required on this income without reduction or exemption pursuant to any otherwise applicable income tax treaty.

Our qualification as a REIT may be dependent on the accuracy of legal opinions or advice rendered or given or statements by the issuers of assets that we acquire, and the inaccuracy of any such opinions, advice or statements may adversely affect our REIT qualification and result in significant corporate-level tax.

When purchasing securities, we may rely on opinions or advice of counsel for the issuer of such securities, or statements made in related offering documents, for purposes of determining whether such securities represent debt or equity securities for U.S. federal income tax purposes, the value of such securities, and also to what extent those securities constitute qualified real estate assets for purposes of the REIT asset tests and produce income that qualifies under the 75% gross income test. The inaccuracy of any such opinions, advice or statements may adversely affect our ability to qualify as a REIT and result in significant corporate-level tax.

Any taxable REIT subsidiaries owned by us are subject to corporate-level taxes and our dealings with our taxable REIT subsidiaries may be subject to 100% excise tax.

A REIT may own up to 100% of the stock of one or more taxable REIT subsidiaries. Both the subsidiary and the REIT must jointly elect to treat the subsidiary as a taxable REIT subsidiary. A corporation of which a taxable REIT subsidiary directly or indirectly owns more than 35% of the voting power or value of the stock will automatically be treated as a taxable REIT subsidiary. Overall, no more than 25% (20% for taxable years beginning before January 1, 2026) of the gross value of a REIT’s assets may consist of stock or securities of one or more taxable REIT subsidiaries. The value of our interests in and, therefore, the amount of assets held in a taxable REIT subsidiary may also be restricted by our need to qualify for an exclusion from regulation as an investment company under the Investment Company Act. A taxable REIT subsidiary will pay U.S. federal, state and local income tax at regular corporate rates on any income that it earns and could be subject to the 15% corporate alternative minimum tax on its adjusted financial statement income if certain income thresholds are met. In addition, the taxable REIT subsidiary rules limit the deductibility of amounts paid or accrued by a taxable REIT subsidiary to its parent REIT to assure that the taxable REIT subsidiary is subject to an appropriate level of corporate taxation. The rules also impose a 100% excise tax on certain transactions between a taxable REIT subsidiary and its parent REIT that are not conducted on an arm’s length basis.

Domestic taxable REIT subsidiaries that we own or may form will pay U.S. federal, state and local income tax on their taxable income, and their after-tax net income will be available for distribution to us but will not be required to be distributed to us, unless necessary to maintain our REIT qualification. In certain circumstances, the ability of our taxable REIT subsidiaries to deduct interest expenses for U.S. federal income tax purposes may be limited. While we plan to monitor the aggregate value of the securities of our taxable REIT subsidiaries and intend to conduct our affairs so that such securities will represent less than 25% (20% for taxable years beginning before January 1, 2026) of the value of our total assets, there can be no assurance that we will be able to comply with the taxable REIT subsidiary limitation or avoid the application of the 100% excise tax discussed above in all market conditions.

Failure of our subsidiary REIT to qualify as a REIT could adversely impact our ability to qualify as a REIT.

We indirectly own an interest in an entity that has elected to be taxed as a REIT under the U.S. federal income tax laws, and may own interests in additional entities that elect to be taxed as REITs in the future (together, “Subsidiary REITs”). Subsidiary REITs are subject to the various REIT qualification requirements that are applicable to us. If any Subsidiary REIT were to fail to qualify as a REIT, then (i) that Subsidiary REIT would become subject to regular U.S. federal, state, and local corporate income tax, (ii) our interest in such Subsidiary REIT would cease to be a qualifying asset for purposes of the REIT asset tests, and (iii) it is possible that we would fail certain of the REIT asset tests, in which event we also would fail to maintain our

qualification as a REIT unless we could avail ourselves of certain relief provisions. While we believe that the our Subsidiary REIT has qualified as a REIT under the Code, we have joined the Subsidiary REIT in filing a “protective” taxable REIT subsidiary election under Section 856(l) of the Code. We cannot assure you that such “protective” taxable REIT subsidiary elections would be effective to avoid adverse consequences to us. Moreover, even if the “protective” election were to be effective, the Subsidiary REIT would be subject to regular corporate income tax, and we cannot assure you that we would not fail to satisfy the requirement that not more than 25% of the value of our total assets may be represented by the securities of one or more taxable REIT subsidiaries.

We may be subject to adverse legislative or regulatory tax changes that could increase our tax liability, reduce our operating flexibility and reduce the price of our common stock.

The present U.S. federal income tax treatment of REITs may be modified, possibly with retroactive effect, by legislative, judicial, or administrative action at any time, which could affect the U.S. federal income tax treatment of an investment in us. The U.S. federal income tax rules dealing with REITs constantly are under review by persons involved in the legislative process, the IRS, and the U.S. Treasury, which results in statutory changes as well as frequent revisions to regulations and interpretations. We cannot predict when or if any new U.S. federal income tax law, regulation or administrative interpretation, or any amendment to any existing U.S. federal income tax law, regulation or administrative interpretation, will be adopted, promulgated or become effective and any such law, regulation or interpretation may take effect retroactively. Future revisions in the U.S. federal tax laws and interpretations thereof could affect or cause us to change our investments and commitments and affect the tax considerations of an investment in us.

Any such revisions could have an adverse effect on an investment in our shares or on the market value or the resale potential of our assets. You are urged to consult with your tax advisor with respect to the impact of such revisions on your investment in our shares and the status of legislative, regulatory or administrative developments and proposals and their potential effect on an investment in our shares.

Although REITs generally receive certain tax advantages compared to entities taxed as regular corporations, it is possible that future legislation would result in a REIT having fewer tax advantages, and it could become more advantageous for a company that invests in real estate to elect to be treated for U.S. federal income tax purposes as a corporation. Our charter provides our board of directors with the power, under certain circumstances, to revoke or otherwise terminate our REIT election and cause us to be taxed as a regular corporation, without the vote of our stockholders. Our board of directors has duties to us and could only cause such changes in our tax treatment if it determines in good faith that such changes are in our best interest.

Structural, Organizational and Operational Risks

Operational risks, including the risk of cyberattacks, may disrupt our business, result in losses or limit our growth.

We rely heavily on KKR’s financial, accounting, communications and other data processing systems. Such systems may fail to operate properly or become disabled as a result of tampering or a breach of the network security systems or otherwise. In addition, such systems are from time to time subject to cyberattacks, which may continue to increase in sophistication and frequency in the future. Attacks of our network security systems and those of KKR, our affiliates and service providers could involve, and in some instances have in the past involved, attacks that are intended to obtain unauthorized access to our proprietary information or personal identifying information of our stockholders, destroy data or disable, degrade or sabotage our systems, or divert or otherwise steal funds, often through the introduction of “phishing” attempts and other forms of social engineering, computer viruses and other malicious code.

Our information and technology systems as well as those of KKR, its portfolio entities and other related parties, such as service providers, may be vulnerable to damage or interruption from cybersecurity breaches, computer viruses or other malicious code, network failures, computer and telecommunication failures, infiltration by unauthorized persons and other security breaches, usage errors by their respective professionals or service providers, power, communications or other service outages and catastrophic events such as fires, tornadoes, floods, hurricanes and earthquakes. Cyberattacks, ransomware and other security threats could originate from a wide variety of sources, including cyber criminals, nation state hackers, hacktivists and other unknown parties outside the firm. Cyberattacks and other security threats could also originate from the malicious or accidental acts of insiders. There has been an increase in the frequency and sophistication of the cyber and security threats KKR faces, with attacks ranging from those common to businesses generally to those that are more advanced and persistent, which may target KKR because KKR holds a significant amount of confidential and sensitive information about its and our investors, its portfolio companies and potential investments. As a result, we and KKR may face a heightened risk of a security breach or disruption with respect to this information. If successful, these types of attacks on our or KKR’s network or other systems could

have a material adverse effect on our business and results of operations, due to, among other things, the loss of investor or proprietary data, interruptions or delays in the operation of our business and damage to our reputation. There can be no assurance that measures KKR takes to ensure the integrity of its systems will provide protection, especially because cyberattack techniques used change frequently or are not recognized until successful.

If unauthorized parties gain access to such information and technology systems, they may be able to steal, publish, delete or modify private and sensitive information, including nonpublic personal information related to shareholders (and their beneficial owners) and material nonpublic information. Although we and KKR have implemented, and our service providers may implement, various measures to manage risks relating to these types of events, such systems could prove to be inadequate and, if compromised, could become inoperable for extended periods of time, cease to function properly or fail to adequately secure private information. Neither we nor KKR control the cyber security plans and systems put in place by third party service providers, and such third party service providers may have limited indemnification obligations to KKR and us, each of which could be negatively impacted as a result. Breaches such as those involving covertly introduced malware, impersonation of authorized users and industrial or other espionage may not be identified even with sophisticated prevention and detection systems, potentially resulting in further harm and preventing them from being addressed appropriately. The failure of these systems or of disaster recovery plans for any reason could cause significant interruptions in KKR's, its affiliates' or our operations and result in a failure to maintain the security, confidentiality or privacy of sensitive data, including personal information relating to shareholders, material nonpublic information and the intellectual property and trade secrets and other sensitive information in the possession of KKR and us. We and KKR could be required to make a significant investment to remedy the effects of any such failures, harm to their reputations, legal claims that they and their respective affiliates may be subjected to, regulatory action or enforcement arising out of applicable privacy and other laws, adverse publicity and other events that may affect their business and financial performance.

The costs related to cyber or other security threats or disruptions may not be fully insured or indemnified by other means. In addition, cybersecurity has become a top priority for regulators around the world. The SEC recently proposed amendments to its rules related to cybersecurity risk management, strategy, governance, and incident reporting, and many jurisdictions in which we and KKR operate have, or are considering adopting, laws and regulations relating to data privacy, cybersecurity and protection of personal information, including the General Data Protection Regulation in the European Union that went into effect in May 2018 and the California Consumer Privacy Act that became effective on January 1, 2020 and was amended by the California Privacy Rights Act, which became effective on January 1, 2023. Some jurisdictions have also enacted laws requiring companies to notify individuals of data security breaches involving certain types of personal data. Breaches in security, whether malicious in nature or through inadvertent transmittal or other loss of data, could potentially jeopardize our or KKR's, its employees', or our investors' or counterparties' confidential, proprietary and other information processed and stored in, and transmitted through, our or KKR's computer systems and networks, or otherwise cause interruptions or malfunctions in our or KKR's, its employees', or our investors', our counterparties' or third parties' operations, which could result in significant losses, increased costs, disruption of our business, liability to our investors and other counterparties, regulatory intervention or reputational damage.

Furthermore, if we or KKR fail to comply with the relevant laws and regulations or fail to provide the appropriate regulatory or other notifications of a breach in a timely manner, it could result in regulatory investigations and penalties, which could lead to negative publicity and may cause our investors or KKR's fund investors and clients to lose confidence in the effectiveness of our or KKR's security measures. Although KKR takes various measures to ensure the integrity of such systems, there can be no assurance that these measures will provide protection. If such systems are compromised, do not operate properly or are disabled, or if we fail to comply with the relevant laws and regulations, we could suffer financial loss, a disruption of our businesses, liability to investors, regulatory intervention or reputational damage. Generally, our Manager will not be liable for losses incurred due to the failure of any such systems.

In addition, we are highly dependent on information systems and technology. Our information systems and technology may not continue to be able to accommodate our growth, and the cost of maintaining such systems may increase from its current level.

Such a failure to accommodate growth, or an increase in costs related to such information systems, could have a material adverse effect on us.

Furthermore, we depend on our headquarters in New York City, where most of our Manager's personnel are located, for the continued operation of our business. A disaster or a disruption in the infrastructure that supports our business, including a disruption involving electronic communications or other services used by us or third parties with whom we conduct business, or directly affecting our headquarters, could have a material adverse impact on our ability to continue to operate our business.

without interruption. KKR's disaster recovery programs may not be sufficient to mitigate the harm that may result from such a disaster or disruption. In addition, insurance and other safeguards might only partially reimburse us for our losses, if at all.

Finally, we rely on third-party service providers for certain aspects of our business, including for certain information systems, technology and administration. Any interruption or deterioration in the performance of these third parties or failures of their information systems and technology could impair the quality of our operations and could affect our reputation and hence adversely affect our business.

Artificial intelligence could increase competitive, operational, legal and regulatory risks to our businesses in ways that we cannot predict.

The use of artificial intelligence by us and others, and the overall adoption of artificial intelligence throughout society, may exacerbate or create new and unpredictable competitive, operational, legal and regulatory risks to our businesses. Any changes from the use of artificial intelligence could potentially disrupt, among other things, our business models, investment strategies, and operational processes. Some of our competitors may be more successful than us in the development and implementation of new technologies to address investor demands or improve operations, including services and platforms based on artificial intelligence.

We may use artificial intelligence and other quantitative analysis tools and models, developed by us or third-party service providers, to inform certain of our decisions. Such technology, analysis and models are highly complex and subject to limitations and risks that have the potential to adversely impact us to the extent that we rely on artificial intelligence. If the data we, or third parties whose services we rely on, use in connection with the development or deployment of artificial intelligence is incomplete, inadequate or biased in some way, the performance of our business could suffer. Data in technology that uses artificial intelligence may contain a degree of inaccuracy and error, which could result in flawed algorithms in various models used in our business. Our personnel or the personnel of our service providers could, without being known to us, improperly utilize or misappropriate artificial intelligence and machine-learning technology while carrying out their responsibilities. For example, a user may input confidential information, including material non-public information or personally identifiable information, into artificial intelligence applications, resulting in such information becoming a part of a dataset that is accessible by third parties. This could reduce the effectiveness of artificial intelligence technologies and adversely impact us and our operations to the extent that we rely on the work product of such artificial intelligence in such operations. The misuse or misappropriation of our data, unavoidable deficiencies in the practices associated with data collection, training artificial intelligence technology on large data sets, and big data analytics and difficulties validating data, could have an adverse impact on our business.

Regulators are also increasing scrutiny and considering, and in some cases enacting, regulation of the use of artificial intelligence technologies, including regarding the use of "big data," diligence of data sets and oversight of data vendors. The use of artificial intelligence by us or others may require compliance with legal or regulatory frameworks that are not fully developed or tested, and we may face litigation and regulatory actions related to our use of artificial intelligence. Regulations relating to artificial intelligence may expand our compliance obligations and impact our business.

KKR has influence over us and its interests may conflict with ours or those of our stockholders in the future.

As of December 31, 2025, KKR and its affiliates beneficially owned shares of our common stock providing them with an aggregate 15.5% of the total voting power of our company. By virtue of KKR's stock ownership and voting power, KKR has the power to influence our business and affairs and is able to influence the outcome of matters required to be submitted to stockholders for approval, including the election of our directors, amendments to our charter, mergers or sales of assets. The influence exerted by KKR over our business and affairs might not be consistent with the interests of some or all of our stockholders. In addition, the concentration of ownership in our officers or directors or stockholders associated with them may have the effect of delaying or preventing a change in control of our company, including transactions that would be in the best interests of our stockholders and would result in receipt of a premium to the price of our shares of common stock (and even if such change in control would not reasonably jeopardize our qualification as a REIT), and might negatively affect the market price of our common stock.

Provisions of our charter and bylaws and Maryland law may deter takeover attempts, which may limit the opportunity of our stockholders to sell their shares at a favorable price.

Some of the provisions of Maryland law and our charter and bylaws discussed below could make it more difficult for a third party to acquire us, even if doing so might be beneficial to our stockholders by providing them with the opportunity to sell their shares at a premium to the then current market price.

Issuance of stock without stockholder approval. Our charter authorizes our board of directors, without stockholder approval, to authorize the issuance of up to 300,000,000 shares of common stock and up to 50,000,000 shares of preferred stock. As of December 31, 2025, 13,160,000 shares of preferred stock are classified as 6.50% Series A Cumulative Redeemable Preferred Stock and one share of preferred stock is classified as special non-voting preferred stock. Our charter also authorizes our board of directors, without stockholder approval, to classify or reclassify any unissued shares of common stock and preferred stock into other classes or series of stock and to amend our charter to increase or decrease the aggregate number of shares of stock or the number of shares of stock of any class or series that are authorized by the charter to be issued. Preferred stock may be issued in one or more classes or series, the terms of which may be determined by our board of directors without further action by stockholders. Prior to issuance of any such class or series, our board of directors will set the terms of any such class or series, including the preferences, conversion or other rights, voting powers, restrictions, limitations as to dividends or other distributions, qualifications and terms and conditions of redemption. The issuance of any preferred stock could materially adversely affect the rights of holders of common stock and, therefore, could reduce the value of the common stock. In addition, specific rights granted to future holders of our preferred stock could be used to restrict our ability to merge with, or sell assets to, a third party. The power of our board of directors to cause us to issue preferred stock could, in certain circumstances, make it more difficult, delay, discourage, prevent or make it more costly to acquire or effect a change in control under circumstances that otherwise could provide the holders of shares of our common stock with the opportunity to realize a premium over the then current market price.

Advance notice bylaw. Our bylaws contain advance notice procedures for the introduction by a stockholder of new business and the nomination of directors by a stockholder. These provisions could, in certain circumstances, discourage proxy contests and make it more difficult for you and other stockholders to elect stockholder-nominated directors and to propose and, consequently, approve stockholder proposals opposed by management.

Maryland takeover statutes. The Maryland Business Combination Act could delay or prevent an unsolicited takeover of us. The statute substantially restricts the power of third parties who acquire, or seek to acquire, control of us without the approval of our board of directors to complete mergers and other business combinations even if such transaction would be beneficial to stockholders. “Business combinations” between such a third-party acquirer or its affiliate and us are prohibited for five years after the most recent date on which the acquirer becomes an “interested stockholder.” An “interested stockholder” is defined as any person who beneficially owns 10% or more of the voting power of our outstanding voting stock or an affiliate or associate of ours who, at any time within the two-year period immediately prior to the date in question, was the beneficial owner of 10% or more of the voting power of our then outstanding stock. If our board of directors approved in advance the transaction that would otherwise give rise to the acquirer attaining such status, the acquirer would not become an interested stockholder and, as a result, it could enter into a business combination with us. Our board of directors may, however, provide that its approval is subject to compliance, at or after the time of approval, with any terms and conditions determined by it. Even after the lapse of the five-year prohibition period, any business combination with an interested stockholder must be recommended by our board of directors and approved by the affirmative vote of at least:

- 80% of the votes entitled to be cast by stockholders; and
- two-thirds of the votes entitled to be cast by stockholders other than the interested stockholder and affiliates and associates thereof.

The super-majority vote requirements do not apply if, among other considerations, the transaction complies with a minimum price and form of consideration requirements prescribed by the statute. The statute permits various exemptions from its provisions, including business combinations that are exempted by the board of directors prior to the time that an interested stockholder becomes an interested stockholder. Our board of directors has by resolution exempted business combinations between us and any other person, provided that such business combination is first approved by our board of directors.

The Maryland Control Share Acquisition Act of the Maryland General Corporation Law provides that a holder of control shares of a Maryland corporation acquired in a control share acquisition has no voting rights with respect to the control shares except to the extent approved by a vote of two-thirds of the votes entitled to be cast on the matter. Shares owned by the acquiror, by

officers or by employees who are directors of the corporation are excluded from shares entitled to vote on the matter. Control shares are voting shares of stock that, if aggregated with all other shares of stock owned by the acquiror or in respect of which the acquiror is able to exercise or direct the exercise of voting power (except solely by virtue of a revocable proxy), would entitle the acquiror to exercise voting power in electing directors within one of the following ranges of voting power:

- one-tenth or more but less than one-third;
- one-third or more but less than a majority; or
- a majority or more of all voting power.

Control shares do not include shares the acquiror is then entitled to vote as a result of having previously obtained stockholder approval or shares acquired directly from the corporation. A control share acquisition means the acquisition of issued and outstanding control shares, subject to certain exceptions.

A person who has made or proposes to make a control share acquisition may compel the board of directors of the corporation to call a special meeting of stockholders to be held within 50 days of demand to consider the voting rights of the shares. The right to compel the calling of a special meeting is subject to the satisfaction of certain conditions, including an undertaking to pay the expenses of the meeting. If no request for a meeting is made, the corporation may itself present the question at any stockholders meeting.

If voting rights are not approved at the meeting or if the acquiror does not deliver an acquiring person statement as required by the statute, then the corporation may, subject to certain limitations and conditions, redeem for fair value any or all of the control shares, except those for which voting rights have previously been approved. Fair value is determined, without regard to the absence of voting rights for the control shares, as of the date of any meeting of stockholders at which the voting rights of the shares are considered and not approved or, if no meeting is held, as of the date of the last control share acquisition by the acquiror. If voting rights for control shares are approved at a stockholders meeting and the acquiror becomes entitled to exercise or direct the exercise of a majority of the voting power, all other stockholders may exercise appraisal rights. The fair value of the shares as determined for purposes of appraisal rights may not be less than the highest price per share paid by the acquiror in the control share acquisition.

The control share acquisition statute does not apply to (a) shares acquired in a merger, consolidation or share exchange if the corporation is a party to the transaction or (b) acquisitions approved or exempted by the charter or bylaws of the corporation. Our bylaws contain a provision exempting any acquisition of our stock by any person from the foregoing provisions on control shares, which may be amended by our board of directors. In the event that our bylaws are amended to modify or eliminate this provision, acquisitions of our common stock may constitute a control share acquisition.

The Maryland Unsolicited Takeovers Act (“MUTA”) permits the board of directors of a Maryland corporation with at least three independent directors and a class of stock registered under the Exchange Act, without stockholder approval and notwithstanding any contrary provision in its charter or bylaws, to implement certain takeover defenses, including adopting a classified board, increasing the vote required to remove a director or providing that each vacancy on the board of directors may be filled only by a majority of the remaining directors in office, even if the remaining directors do not constitute a quorum. These provisions could have the effect of limiting or precluding a third party from making an unsolicited acquisition proposal for our company or of delaying, deferring or preventing a change in control under circumstances that otherwise could provide the holders of shares of our common stock with the opportunity to realize a premium over the then current market price. Our charter contains a provision whereby we have elected to be subject to the provisions of MUTA relating to the filling of vacancies on our board of directors.

In addition, our charter includes certain limitations on the ownership and transfer of our common stock. See “Risks Related to Our REIT Status and Certain Other Tax Considerations—Our charter does not permit any person (including certain entities treated as individuals for this purpose) to own more than 9.8% of any class or series of our outstanding capital stock, and attempts to acquire shares of any class or series of our capital stock in excess of this 9.8% limit would not be effective without an exemption from those prohibitions by our board of directors.”

Our rights and the rights of our stockholders to take action against our directors and officers are limited, which could limit your recourse in the event of actions not in your best interests.

Our charter limits the liability of our present and former directors and officers to us and our stockholders for money damages to the maximum extent permitted by Maryland law. Under Maryland law, our present and former directors and officers will not have any liability to us and our stockholders for money damages other than liability resulting from:

- actual receipt of an improper benefit or profit in money, property or services; or
- active and deliberate dishonesty by the director or officer that was established by a final judgment as being material to the cause of action adjudicated.

Our charter and bylaws require us to indemnify our present and former directors and officers to the maximum extent permitted by Maryland law, in the defense of any proceeding to which he or she is made, or threatened to be made, a party by reason of his or her service to us. In addition, we may be obligated to pay or reimburse the defense costs incurred by our present and former directors and officers without requiring a preliminary determination of their ultimate entitlement to indemnification.

Our charter contains provisions that make removal of our directors difficult, which could make it difficult for our stockholders to effect changes to our management.

Our charter provides that, subject to the rights of any series of preferred stock, a director may be removed only for cause upon the affirmative vote of at least two-thirds of the votes entitled to be cast generally in the election of directors. Under our charter, cause means conviction of a felony or a final judgment of a court of competent jurisdiction holding that a director caused demonstrable, material harm to our company through bad faith or active and deliberate dishonesty. Vacancies may be filled only by a majority of the remaining directors in office, even if less than a quorum. These requirements make it more difficult to change our management by removing and replacing directors and may prevent a change in control of our company that is in the best interests of our stockholders.

Our charter contains provisions that are designed to reduce or eliminate duties of KKR and its affiliates and our directors with respect to corporate opportunities and competitive activities.

Our charter contains provisions designed to reduce or eliminate duties of KKR and its affiliates and of our directors or any person our directors control to refrain from competing with us or to present to us business opportunities that otherwise may exist in the absence of such charter provisions. Under our charter, KKR and its affiliates and our directors or any person our directors control will not be obligated to present to us opportunities unless those opportunities are expressly offered to such person in his or her capacity as a director or officer of our company and those persons will be able to engage in competing activities without any restriction imposed as a result of KKR's or its affiliates' status as a stockholder or KKR affiliates' status as officers or directors of our company.

We have not established a minimum distribution payment level and we cannot assure you of our ability to pay distributions in the future.

We are generally required to distribute to our stockholders at least 90% of our REIT taxable income, determined without regard to the deduction for dividends paid and excluding net capital gain, each year for us to qualify as a REIT under the Code, which requirement we currently intend to satisfy through quarterly distributions of at least 90% of our net taxable income in such year, subject to certain adjustments. Although we intend to make regular quarterly distributions to holders of our common stock and we currently expect to distribute at least 90% of our net taxable income to our stockholders on an annual basis, we have not established a minimum distribution payment level and our ability to pay distributions may be adversely affected by a number of factors, including the risk factors described in this Annual Report on Form 10-K. Any distributions we make to our stockholders will be at the discretion of our board of directors and will depend on our earnings, financial condition, liquidity, debt covenants, maintenance of our REIT qualification, applicable law and such other factors as our board of directors may deem relevant from time to time. We believe that a change in any one of the following factors could adversely affect our results of operations and impair our ability to pay distributions at current levels or at all to our stockholders:

- our ability to make profitable investments;
- margin calls or other expenses that reduce our cash flow;

- defaults in our asset portfolio or decreases in the value of our portfolio;
- the impact of declining interest rates on our net interest income; and
- the fact that anticipated operating expense levels may not prove accurate, as actual results may vary from estimates.

As a result, no assurance can be given that the level of any distributions we make to our stockholders will achieve a market yield or increase or even be maintained over time, any of which could materially and adversely affect the market price of our common stock. We may use net operating losses, to the extent available and subject to certain limitations, carried forward to offset future net taxable income, and therefore reduce our dividend requirements. In addition, some of our distributions may include a return of capital, which would reduce the amount of capital available to operate our business.

In addition, distributions that we make to our stockholders will generally be taxable to our stockholders as ordinary income. REIT dividends (other than capital gain dividends) received by non-corporate stockholders may be eligible for a 20% reduction. However, a portion of our distributions may be designated by us as long-term capital gains to the extent that they are attributable to capital gain income recognized by us or may constitute a return of capital to the extent that they exceed our earnings and profits as determined for U.S. federal income tax purposes. A return of capital is not taxable, but has the effect of reducing the basis of a stockholder's investment in our common stock.

ITEM 1B. UNRESOLVED STAFF COMMENTS

None.

ITEM 1C. CYBERSECURITY

KREF is externally managed by our Manager. As an indirect subsidiary of KKR, our Manager is subject to and participates in KKR's processes for assessing, identifying, and managing risks from cybersecurity threats, as detailed below.

KKR has a Chief Information Security Officer (the "KKR CISO"), who leads an information security team (the "KKR information security team") that is responsible for information security at KKR's asset management business, including its cybersecurity strategy and program, which includes, among other things, annual employee training about cybersecurity risks and new employee onboarding about KKR's security policies. The KKR information security team's mandates can be broadly grouped into three categories: (i) operations and engineering, (ii) threat detection and response and (iii) governance.

The KKR information security team members have a variety of relevant skill sets and expertise. For example, prior to joining KKR, KKR's CISO was the CISO at another large financial institution where he was responsible for their global information security program. KKR's CISO also has prior experience in various information security roles, including security architecture, application security, engineering and operations. He holds a Bachelor of Science in computer science from the New York University Polytechnic School of Engineering, is a Certified Information Systems Security Professional (CISSP) and holds a Series 99 – Operations Professional Exam certification. In addition, KKR information security team members have various backgrounds in information security, including in financial services and critical infrastructure, and the team maintains various levels of certifications – including CISSP, GIAC security operations certification, certified information security manager, and other certifications focused on specific technologies.

The KKR CISO chairs the technology and information security risk committee for KKR's asset management business, which consists of employees from the KKR's technology group and other groups, including risk, legal and compliance. The technology and information security risk committee is responsible for overseeing the cybersecurity risk environment for KKR's asset management business, which includes identifying and monitoring KKR's technology risks, including those related to information security, business disruption, fraud and privacy related risks, and also promoting cybersecurity awareness at the firm.

Periodically, at least annually, KKR's CISO and/or other members of the KKR information security team will present to the KREF audit committee on various topics relating to KKR's technology risks, including KKR's cybersecurity program (including the results of cybersecurity table top exercises), cybersecurity issues (including those relating to data protection, insider threats, regulatory changes, and geopolitical cyber threat management), and risk management (including the results of periodic technology audits). For a discussion of how risks from cybersecurity threats affect KREF's business, see "Part 1. Item

1A. Risk Factors – Structural, Organizational and Operational Risks – Operational risks, including the risk of cyberattacks, may disrupt our business, result in losses or limit our growth” in this Annual Report on Form 10-K.

Cybersecurity Risk Management and Strategy

KKR’s asset management business has a cybersecurity incident response plan as a key component of its cybersecurity program, which is generally incorporated as part of KKR’s enterprise risk management program. The KKR CISO and KKR’s Chief Compliance Officer co-chair a cybersecurity incident response team (“KKR CIRT”), which aims to manage and mitigate the impact of cybersecurity breach events at KKR’s asset management business, including those arising from third-party service providers, including but not limited to, those providers that have access to KKR’s customer and employee data. Members of the KKR CIRT include members of the firm’s legal, technology, risk, public affairs, fundraising and finance groups. KREF has established a notification decision framework to determine when the KKR CIRT will provide notifications regarding certain cybersecurity incidents, with different severity thresholds triggering notifications to different recipient groups, including members of KREF management, and the KREF audit committee.

The KKR information security team undertakes a variety of measures to monitor and manage the cybersecurity risks of KKR’s asset management business. For example, the KKR information security team monitors KKR’s technology infrastructure with tools designed to detect suspicious behavior. KKR’s technology platforms and applications are designed to enable it to monitor user and network behavior at KKR’s asset management business, identify threats using certain analytics, and mitigate attacks across various layers of the enterprise. The KKR information security team conducts regular internal and external audits with third-party cybersecurity experts to identify and evaluate potential weaknesses in its cybersecurity systems. Some of these third-party monitoring functions continue throughout the year while other third-party security experts are periodically retained to audit specific areas of the cybersecurity program. In addition, the KKR information security team conducts periodic phishing simulations, and they also conduct periodic employee training on KKR’s security policies and controls and provide other security trainings as part of new employee onboarding. Additionally, the KKR CIRT conducts periodic tabletop exercises simulating a cybersecurity breach at KKR.

As of the date of this filing, we do not believe that our business strategy, results of operations or financial conditions have been materially affected by any cybersecurity incidents for the reporting period covered by this report. However, institutions like us, as well as our employees, service providers and other third parties, have experienced information security and cybersecurity attacks in the past and will likely continue to be the target of increasingly cyber actors. For a discussion of how risks from cybersecurity threats affect KREF’s business, see “Part 1. Item 1A. Risk Factors – Structural, Organizational and Operational Risks – Operational risks, including the risk of cyberattacks, may disrupt our business, result in losses or limit our growth” in this Annual Report on Form 10-K.

ITEM 2. PROPERTIES

Our principal executive offices are located at 30 Hudson Yards, New York, New York. We do not own any real property. We consider these facilities to be suitable and adequate for the management and operations of our business.

ITEM 3. LEGAL PROCEEDINGS

The section entitled “Litigation” appearing in Note 13 of our consolidated financial statements included in this Form 10-K is incorporated herein by reference.

ITEM 4. MINE SAFETY DISCLOSURES

Not applicable.

PART II.

ITEM 5. MARKET FOR REGISTRANT'S COMMON EQUITY, RELATED STOCKHOLDER MATTERS AND ISSUER PURCHASES OF EQUITY SECURITIES

On May 5, 2017, our common stock began trading on the NYSE under the symbol “KREF.” As of January 30, 2026, there were 19 holders of record of our common stock. This does not include the number of stockholders that hold shares in “street name” through banks or broker-dealers.

Dividends

We intend to make regular quarterly distributions to holders of our common stock. U.S. federal income tax law generally requires that a REIT distribute annually at least 90% of its REIT taxable income, determined without regard to the deduction for dividends paid and excluding net capital gains, and that it pay tax at regular corporate rates to the extent that it annually distributes less than 100% of its REIT taxable income, as adjusted.

Any distributions we make to our stockholders will be at the discretion of our board of directors and will depend on our earnings, financial condition, liquidity, debt covenants, maintenance of our REIT qualification, applicable law and such other factors as our board of directors may deem relevant from time to time. Our earnings, financial condition and liquidity will be affected by various factors, including the net interest and other income from our portfolio, our operating expenses and any other expenditures.

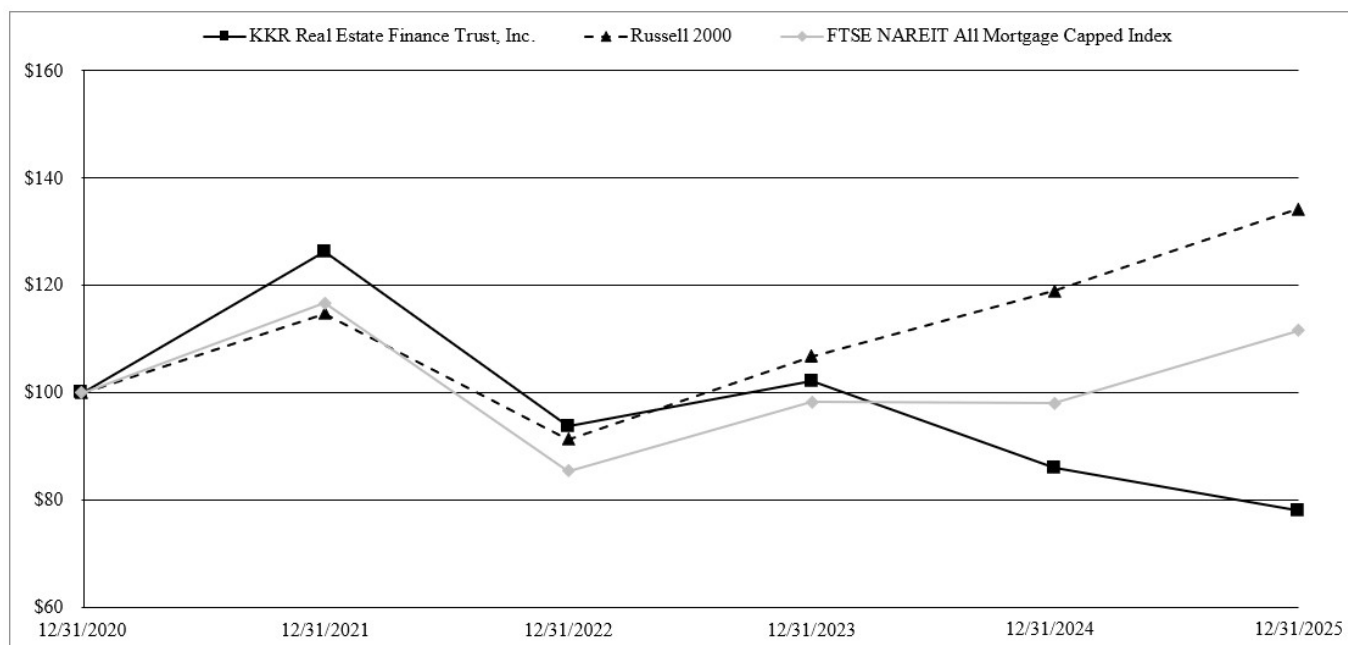
To the extent that in respect of any calendar year, cash available for distribution is less than our REIT taxable income, determined without regard to the deduction for dividends paid and excluding net capital gain, we could be required to sell assets or borrow funds to make cash distributions or make a portion of the required distribution in the form of a taxable stock distribution or distribution of debt securities. For more information regarding risk factors that could materially adversely affect our actual results of operations, see Part I. Item IA. “Risk Factors”.

The following table sets forth the dividends declared on our common stock during each calendar quarter for 2025 and 2024:

Declaration Date	Record Date	Payment Date	Per Share
2025			
March 14, 2025	March 31, 2025	April 15, 2025	\$ 0.25
June 10, 2025	June 30, 2025	July 15, 2025	0.25
September 11, 2025	September 30, 2025	October 15, 2025	0.25
December 10, 2025	December 31, 2025	January 15, 2026	0.25
2024			
February 1, 2024	March 28, 2024	April 15, 2024	\$ 0.25
June 13, 2024	June 28, 2024	July 15, 2024	0.25
September 13, 2024	September 30, 2024	October 15, 2024	0.25
December 12, 2024	December 31, 2024	January 15, 2025	0.25

Stockholder Return Performance

The following graph is a comparison of the cumulative total stockholder return on shares of our common stock, the Russell 2000 Index (the “Russell 2000”), and the FTSE NAREIT All Mortgage Capped Index, a published industry index, from December 31, 2020 to December 31, 2025. The graph assumes that \$100 was invested on December 31, 2020 in our common stock, the Russell 2000 and the FTSE NAREIT All Mortgage Capped Index and that all dividends were reinvested without the payment of any commissions. There can be no assurance that the performance of our shares will continue in line with the same or similar trends depicted in the graph below.



Total Return Performance

	Period Ended					
	12/31/2020	12/31/2021	12/31/2022	12/31/2023	12/31/2024	12/31/2025
KKR Real Estate Finance Trust, Inc.	\$ 100.0	\$ 126.3	\$ 93.7	\$ 102.2	\$ 85.9	\$ 77.9
Russell 2000	100.0	114.8	91.3	106.7	119.0	134.2
FTSE NAREIT All Mortgage Capped Index	100.0	116.8	85.4	98.3	98.0	111.6

Equity Compensation Plan Information

The following table summarizes information, as of December 31, 2025, relating to our equity compensation plans pursuant to which shares of our common stock or other equity securities may be granted from time to time:

Plan Category	Number of securities to be issued upon exercise of outstanding options, warrants, and rights ⁽¹⁾	Weighted-average exercise price of outstanding options, warrants and rights ⁽²⁾	Number of securities remaining available for future issuance under equity compensation plans (excluding securities reflected in column 1)
Equity compensation plans approved by security holders	1,691,685	\$ —	2,289,960
Equity compensation plans not approved by security holders	—	—	—
Total	1,691,685	\$ —	2,289,960

- (1) Reflects the aggregate number of equity-based awards granted under our Amended and Restated KKR Real Estate Finance Trust Inc. 2025 Omnibus Incentive Plan that remained outstanding as of December 31, 2025. All of these awards were in the form of restricted stock units.
- (2) Restricted stock units are not exercisable for consideration.

Issuer Purchases of Equity Securities

Under the Company's current share repurchase program, which was originally announced on May 9, 2018, and subsequently extended and/or increased on June 17, 2019, June 15, 2020 and February 3, 2023, we may repurchase up to an aggregate of \$100.0 million of our common stock effective as of February 3, 2023, of which up to \$50.0 million may be repurchased under a pre-set trading plan meeting the requirements of Rule 10b5-1 under the Exchange Act, and provide for repurchases of common stock when the market price per share is below book value per share (calculated in accordance with GAAP as of end of the most recent quarterly period for which financial statements are available), and the remaining \$50.0 million may be used for repurchases in the open market, pursuant to pre-set trading plans meeting the requirements of Rule 10b5-1 under the Exchange Act, in privately negotiated transactions or otherwise. The timing, manner, price and amount of any common stock repurchases will be determined by us in our discretion and will depend on a variety of factors, including legal requirements, price and economic considerations, and market conditions. The program does not require us to repurchase any specific number of shares of common stock. The program does not have an expiration date and may be suspended, modified or discontinued at any time. As of December 31, 2025, we had \$46.7 million of remaining capacity to repurchase shares under the program.

The following table sets forth information regarding purchases of shares of our common stock by us or on our behalf during the three months ended December 31, 2025 (amounts in thousands, except share and per share data):

Period Beginning	Period Ending	Total number of shares purchased	Average price paid per share	Total number of shares purchased as part of publicly announced program	Amounts paid for shares purchased as part of publicly announced program	Approximate dollar value of shares that may yet be purchased under the program
October 1, 2025	October 31, 2025	—	\$ —	10,353,632	\$ —	\$ 55,974
November 1, 2025	November 30, 2025	882,743	8.18	11,236,375	7,219	48,755
December 1, 2025	December 31, 2025	238,200	8.49	11,474,575	2,022	46,733
Total/Average		<u>1,120,943</u>	<u>\$ 8.24</u>		<u>\$ 9,241</u>	

ITEM 6. RESERVED

ITEM 7. MANAGEMENT'S DISCUSSION AND ANALYSIS OF FINANCIAL CONDITION AND RESULTS OF OPERATIONS

The following discussion should be read in conjunction with the consolidated financial statements and notes thereto appearing elsewhere in this Annual Report on Form 10-K. The historical consolidated financial data below reflects the historical results and financial position of KREF. In addition, this discussion and analysis contains forward-looking statements and involves numerous risks and uncertainties, including those described under "Cautionary Note Regarding Forward-Looking Statements," and Part I, Item 1A. "Risk Factors" in this Annual Report on Form 10-K. Actual results may differ materially from those contained in any forward-looking statements.

Introduction

KKR Real Estate Finance Trust Inc. is a real estate finance company that focuses primarily on originating and acquiring senior loans secured by CRE assets. We are externally managed by KKR Real Estate Finance Manager LLC, an indirect subsidiary of KKR, and are a REIT traded on the NYSE under the symbol "KREF." We are headquartered in New York City.

We conduct our operations as a REIT for U.S. federal income tax purposes. We generally will not be subject to U.S. federal income taxes on our taxable income to the extent that we annually distribute at least 90% of our net taxable income to stockholders and maintain our qualification as a REIT. We also operate our business in a manner that permits us to maintain an exclusion from registration under the Investment Company Act. We are organized as a holding company and conduct our business primarily through our various subsidiaries.

2025 Highlights

Operating Results:

- Net Loss Attributable to Common Stockholders of \$69.9 million, or (\$1.05) per diluted share of common stock
- Distributable Earnings of \$26.3 million, or \$0.39 per diluted share of common stock
- Repurchased 4,629,824 shares at an average price per share of \$9.35 for a total of \$43.3 million
- Common book value of \$844.8 million, or \$13.04 per share, as of December 31, 2025, inclusive of a CECL allowance of \$204.1 million, or (\$3.15) per share; the CECL allowance increased for the year ended December 31, 2025 primarily due to additional reserves for risk-rated 5 loans of \$119.4 million, or (\$1.79) per share

Investment Activity:

- Originated and funded \$1.1 billion and \$1.0 billion, respectively, relating to twelve floating-rate loans, including two European loans, with a weighted average LTV⁽¹⁾ of 68% and coupon of 2.8% over applicable benchmark; and funded \$96.1 million in loan principal for existing loans
- Received \$1.5 billion in loan repayments
- \$5.9 billion predominantly floating-rate senior loan portfolio with a weighted average unlevered all-in-yield⁽²⁾ of 7.3% as of December 31, 2025
- Took title to multifamily properties in West Hollywood, CA and Raleigh, NC through deed-in-lieu of foreclosures; these loan resolutions resulted in net realized losses of \$34.8 million, or (\$0.52) per diluted share of common stock
- Sold certain real estate owned assets, including a parking garage in Philadelphia, PA and a retail/redevelopment parcel in Portland, OR, for a combined gain of \$1.2 million

Portfolio Financing:

- Non-mark-to-market financing was \$3.5 billion as of December 31, 2025, representing 74% of our secured financing.
- Refinanced and upsized the secured term loan from \$339.5 million to \$650.0 million, reduced the spread from S+3.50% to S+2.50%, and extended the maturity to March 2032
- Increased the borrowing capacity of the corporate revolving credit facility by \$90.0 million to \$700.0 million and extended the maturity date until 2030
- Entered into three term lending agreements totaling \$650.0 million, which provide match-term financing on a non-mark-to-market basis, and a new £300.0 million term credit agreement to finance European originations
- No final facility maturities until 2027 and no corporate debt due until 2030

- (1) LTV is generally based on the initial loan amount divided by the as-is appraised value as of the date the loan was originated.
- (2) All-in yield includes amortization of deferred origination fees, loan origination costs and purchase discounts.

Key Financial Measures and Indicators

As a real estate finance company, we believe the key financial measures and indicators for our business are earnings per share, dividends declared, Distributable Earnings and book value per share.

Earnings (Loss) Per Share and Dividends Declared

The following table sets forth the calculation of basic and diluted net income (loss) per share and dividends declared per share (amounts in thousands, except share and per share data):

	Three Months Ended		Year Ended December 31,	
	December 31, 2025		2025	2024
Net income (loss) attributable to common stockholders	\$	(31,989)	\$ (69,885)	\$ 13,071
Weighted-average number of shares of common stock outstanding, basic and diluted		65,442,561	66,807,432	69,396,890
Net income (loss) per share, basic and diluted	\$	(0.49)	\$ (1.05)	\$ 0.19
Dividends declared per share	\$	0.25	\$ 1.00	\$ 1.00

Distributable Earnings

Distributable Earnings, a measure that is not prepared in accordance with GAAP, is a key indicator of our ability to generate sufficient income to pay our quarterly dividends and in determining the amount of such dividends, which is the primary focus of yield/income investors who comprise a significant portion of our investor base. Accordingly, we believe providing Distributable Earnings on a supplemental basis to our net income as determined in accordance with GAAP is helpful to our stockholders in assessing the overall performance of our business.

We define Distributable Earnings as net income (loss) attributable to our stockholders or, without duplication, owners of our subsidiaries, computed in accordance with GAAP, including realized losses not otherwise included in GAAP net income (loss) and excluding (i) non-cash equity compensation expense, (ii) depreciation and amortization, (iii) any unrealized gains or losses or other similar non-cash items that are included in net income for the applicable reporting period, regardless of whether such items are included in other comprehensive income or loss, or in net income, and (iv) one-time events pursuant to changes in GAAP and certain material non-cash income or expense items agreed upon after discussions between our Manager and our board of directors and after approval by a majority of our independent directors. The exclusion of depreciation and amortization from the calculation of Distributable Earnings only applies to debt investments related to real estate to the extent we foreclose upon the property or properties underlying such debt investments.

While Distributable Earnings excludes the impact of our unrealized current provision for (reversal of) credit losses, any loan losses are charged off and realized through Distributable Earnings when deemed non-recoverable. Non-recoverability is generally determined (i) upon the resolution of a loan (i.e. when the loan is repaid, fully or partially, or, in the case of foreclosure, when the underlying asset is sold), or (ii) if, in our determination, it is nearly certain that all amounts due under a loan will not be collected.

Distributable Earnings should not be considered as a substitute for GAAP net income or taxable income. We caution readers that our methodology for calculating Distributable Earnings may differ from the methodologies employed by other REITs to calculate the same or similar supplemental performance measures, and as a result, our reported Distributable Earnings may not be comparable to similar measures presented by other REITs.

We also use Distributable Earnings (before incentive compensation payable to our Manager) to determine the management and incentive compensation we pay our Manager. For its services to KREF, our Manager is entitled to a quarterly management fee equal to the greater of \$62,500 or 0.375% of weighted average adjusted equity and quarterly incentive compensation equal to 20.0% of the excess of (a) the trailing 12-month Distributable Earnings (before incentive compensation payable to our Manager) over (b) 7.0% of the trailing 12-month weighted average adjusted equity ("Hurdle Rate"), less incentive compensation KREF already paid to the Manager with respect to the first three calendar quarters of such trailing 12-month period. For purposes of calculating incentive compensation under our Management Agreement, adjusted equity excludes: (i) the effects of equity issued that provides for fixed distributions or other debt characteristics and (ii) the unrealized provision for (reversal of) credit losses. The quarterly incentive compensation is calculated and paid in arrears with a three-month lag.

The following table provides a reconciliation of GAAP net income attributable to common stockholders to Distributable Earnings (amounts in thousands, except share and per share data):

	Three Months Ended		Year Ended December 31,			
	December 31, 2025	Per Diluted Share*	2025	Per Diluted Share*	2024	Per Diluted Share*
Net Income (Loss) Attributable to Common Stockholders	\$ (31,989)	\$ (0.49)	\$ (69,885)	\$ (1.05)	\$ 13,071	\$ 0.19
Adjustments						
Non-cash equity compensation expense	1,485	0.02	7,927	0.12	8,261	0.12
Depreciation and amortization	1,167	0.02	3,628	0.05	1,471	0.02
Unrealized (gain) loss on investments	(47)	—	(5)	—	(545)	(0.01)
Unrealized (gain) loss on foreign currency translation	(1,190)	(0.02)	(1,190)	(0.02)	—	—
Unrealized (gain) loss on foreign currency forward contracts	1,305	0.02	1,305	0.02	—	—
Provision for credit losses, net	43,686	0.67	119,372	1.79	80,605	1.16
(Gain) loss on sale of investments	—	—	(1,192)	(0.02)	615	0.01
Distributable Earnings before realized gains and losses	\$ 14,417	\$ 0.22	\$ 59,960	\$ 0.90	\$ 103,478	\$ 1.49
Realized loss on loan write-offs, net	—	—	(34,828)	(0.52)	(173,546)	(2.50)
Realized gain (loss) on sale of investments	—	—	1,192	0.02	(615)	(0.01)
Distributable Earnings (Loss)	<u>\$ 14,417</u>	<u>\$ 0.22</u>	<u>\$ 26,324</u>	<u>\$ 0.39</u>	<u>\$ (70,683)</u>	<u>\$ (1.02)</u>
Diluted weighted average common shares outstanding	<u>65,442,561</u>		<u>66,807,432</u>		<u>69,396,890</u>	

* Per share amounts presented may not foot due to rounding.

Book Value per Share

We believe that book value per share is helpful to stockholders in evaluating the growth of our company as we have scaled our equity capital base and continue to invest in our target assets.

The following table calculates our book value per share (amounts in thousands, except share and per share data):

	December 31, 2025	December 31, 2024
KKR Real Estate Finance Trust Inc. stockholders' equity	\$ 1,172,550	\$ 1,345,030
Series A preferred stock (liquidation preference of \$25.00 per share)	(327,750)	(327,750)
Common stockholders' equity	<u>\$ 844,800</u>	<u>\$ 1,017,280</u>
Shares of common stock issued and outstanding at period end	64,367,737	68,713,596
Add: Deferred stock units	395,889	206,112
Total shares outstanding at period end	<u>64,763,626</u>	<u>68,919,708</u>
Book value per share	\$ 13.04	\$ 14.76

Book value as of December 31, 2025 included the impact of an estimated CECL allowance of \$204.1 million, or (\$3.15) per share and accumulated depreciation of \$5.1 million, or (\$0.08) per share. See Note 2 — Summary of Significant Accounting Policies, to our consolidated financial statements included in this Form 10-K for detailed discussion of allowance for credit losses.

Our Portfolio

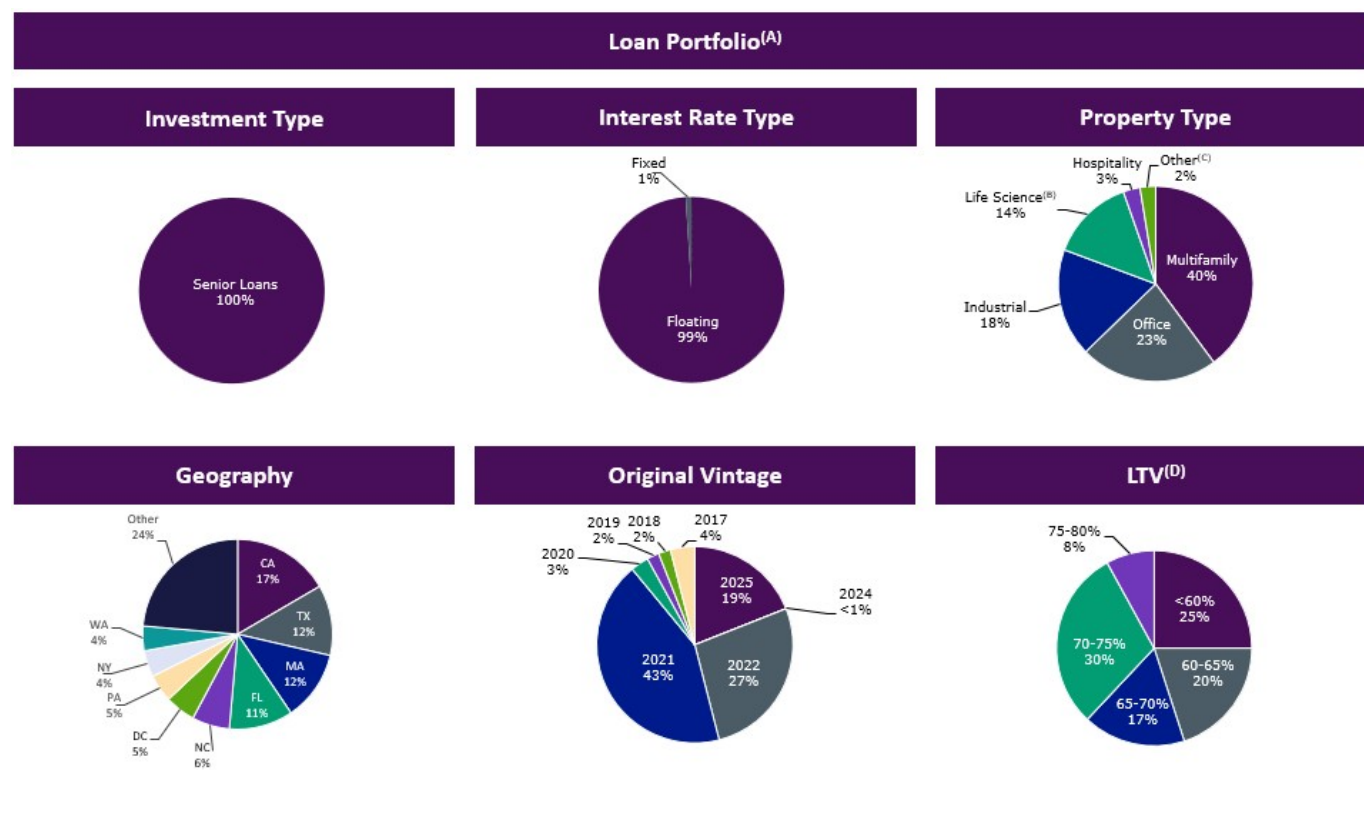
We have established a \$5,924.2 million portfolio of diversified investments, consisting primarily of senior commercial real estate loans as of December 31, 2025.

During the year ended December 31, 2025, we collected 100% of interest payments due on our loan portfolio. As of December 31, 2025, the average risk rating of our loan portfolio was 3.2, weighted by loan outstanding principal. As of December 31, 2025, the average loan commitment in our portfolio was \$109.0 million and multifamily and industrial loans comprised 58% of our loan portfolio.

In addition, we owned Real Estate Assets with an investment amount of \$502.6 million, comprised of the acquired properties (directly or indirectly) and capitalized redevelopment costs, as of December 31, 2025. These properties are reflected on our Consolidated Balance Sheets.

We have executed on our primary investment strategy of originating floating-rate transitional senior loans and, as we continue to scale our loan portfolio, we expect that our originations will be heavily weighted toward floating-rate loans. As of December 31, 2025, substantially all of our loans by outstanding principal earned a floating rate of interest. We expect the majority of our future investment activity to focus on originating floating-rate senior loans that we finance with our repurchase and other financing facilities. As of December 31, 2025, all of our investments were located in the United States and Europe.

The following charts illustrate the diversification and composition of our loan portfolio as of December 31, 2025, based on type of investment, interest rate, underlying property type, geographic location, vintage and LTV:



- (A) Charts are based on outstanding principal of our commercial real estate loans. Excludes fully written off loans, loans held in consolidated CMBS trust, and equity method investment, unconsolidated entity.
- (B) We classify a loan as life science if more than 50% of the gross leasable area is leased to, or will be converted to, life science-related space.
- (C) "Other" property type includes Student Housing (2%) and Mixed Use (<1%).
- (D) LTV is generally based on the initial loan amount divided by the as-is appraised value as of the date the loan was originated. Weighted average LTV excludes risk-rated 5 loans.

The following table details our quarterly loan activity (amounts in thousands):

	Three Months Ended				Year Ended December 31,	
	December 31, 2025	September 30, 2025	June 30, 2025	March 31, 2025	2025	2024
Loan originations	\$ 424,403	\$ 131,850	\$ 210,650	\$ 376,270	\$ 1,143,173	\$ 83,700
Loan fundings	\$ 425,722	\$ 84,149	\$ 230,232	\$ 405,667	\$ 1,145,770	\$ 333,333
Loan repayments	(379,936)	(479,658)	(450,053)	(183,595)	(1,493,242)	(1,467,218)
Net fundings	45,786	(395,509)	(219,821)	222,072	(347,472)	(1,133,885)
Payment-in-kind ("PIK") interest	322	410	369	402	1,503	991
Net write-offs	—	(14,394)	(20,434)	—	(34,828)	(173,546)
Transfer to REO	—	(71,081)	(91,766)	—	(162,847)	(201,433)
Other ^(A)	—	—	—	—	—	(150,000)
Gain (loss) on foreign currency translation	5,344	—	—	—	5,344	—
Total activity	\$ 51,452	\$ (480,574)	\$ (331,652)	\$ 222,474	\$ (538,300)	\$ (1,657,873)

(A) Represents a removal of \$150.0 million of non-consolidated senior interests as our retained mezzanine loan was written-off during the year ended December 31, 2024.

The following table details overall statistics for our loan portfolio as of December 31, 2025 (amounts in thousands):

	Outstanding Principal		
	Total	Floating Rate Loans	Fixed Rate Loans ^(A)
Number of loans ^(B)	53	53	—
Principal balance	\$ 5,361,863	\$ 5,287,463	\$ 74,400
Amortized cost	5,347,756	5,273,356	74,400
Unfunded loan commitments	413,851	408,851	5,000
Weighted average cash coupon ^(C)	7.0 %	+ 3.3 %	*
Weighted average all-in yield ^(C)	7.3 %	+ 3.6 %	*
Weighted average maximum maturity (years) ^(D)	1.8	1.8	0.5
Weighted average LTV ^(E)	66 %	66 %	n.a.

* Rounds to zero

(A) Represents a mezzanine loan with a commitment of \$79.4 million accompanying a senior loan. \$74.4 million of loan principal was funded and on nonaccrual status as of December 31, 2025. Refer to Note 3 to our consolidated financial statements for additional information.

(B) Excludes fully written off loans.

(C) In addition to cash coupon, all-in yield includes the amortization of deferred origination fees, loan origination costs and purchase discounts. Weighted average cash coupon and all-in yield excludes loans on nonaccrual status.

(D) Maximum maturity assumes all extension options are exercised by the borrower; however, our loans may be repaid prior to such date.

(E) LTV is generally based on the initial loan amount divided by the as-is appraised value as of the date the loan was originated. Weighted average LTV excludes risk-rated 5 loans.

The table below sets forth additional information relating to our portfolio as of December 31, 2025 (amounts in millions):

	Investment ^(A)	Location	Property Type	Investment Date	Total Whole Loan ^(B)	Committed Principal/Investment Amount	Outstanding Principal/Investment Amount	Net Equity ^(C)	Coupon ^{(D)(E)}	Max Remaining Term (Years) ^{(D)(F)}	Loan/Investment Per SF / Unit / Key ^(G)	Origination LTV ^{(D)(H)}	Risk Rating
	Senior Loans												
1	Senior Loan	Boston, MA	Life Science	8/3/2022	\$ 312.5	\$ 312.5	\$ 229.6	\$ 34.0	+ 4.2%	1.6	\$747 / SF	56 %	3
2	Senior Loan	Bellevue, WA	Office	9/13/2021	520.8	260.4	224.6	56.1	+ 3.7	1.3	\$851 / SF	63	3
3	Senior Loan	Various, U.S.	Industrial	4/28/2022	504.5	252.3	252.3	64.1	+ 2.7	1.4	\$98 / SF	64	3
4	Senior Loan	Bronx, NY	Industrial	8/27/2021	381.2	228.7	217.2	57.2	+ 8.2	0.2	\$277 / SF	52	3
5	Senior Loan	Los Angeles, CA	Multifamily	2/19/2021	220.0	220.0	220.0	50.2	+ 2.9	0.2	\$410,430 / unit	68	3
6	Senior Loan	Minneapolis, MN	Office	11/13/2017	199.4	199.4	194.4	98.7	+ 2.3	0.5	\$182 / SF	n.a.	5
7	Senior Loan	Washington, D.C.	Office	11/9/2021	181.0	181.0	180.5	72.2	+ 3.4	1.9	\$506 / SF	55	3
8	Senior Loan	West Palm Beach, FL	Multifamily	12/29/2021	171.5	171.5	171.4	39.3	+ 2.8	1.0	\$211,091 / unit	73	2
9	Senior Loan	Boston, MA	Life Science	4/27/2021	332.3	166.2	164.1	62.5	+ 3.7	0.1	\$681 / SF	n.a.	5
10	Senior Loan	Redwood City, CA	Life Science	9/30/2022	580.9	145.2	100.1	19.8	+ 4.5	1.8	\$886 / SF	53	3
11	Senior Loan	Various, United Kingdom	Industrial	11/19/2025	471.5	141.4	141.4	34.0	+ 2.8	4.9	\$148 / SF	75	3
12	Senior Loan	Plano, TX	Office	2/6/2020	139.7	139.7	136.7	33.0	+ 4.1	0.6	\$189 / SF	64	3
13	Senior Loan	Raleigh, NC	Industrial	6/24/2025	407.6	125.0	125.0	24.0	+ 2.4	4.5	\$152 / SF	71	3
14	Senior Loan	Arlington, VA	Multifamily	1/20/2022	119.3	119.3	119.3	28.1	+ 3.1	1.1	\$397,644 / unit	65	3
15	Senior Loan	San Diego, CA	Multifamily	10/20/2021	115.7	115.7	114.7	43.7	+ 3.6	0.9	\$496,557 / unit	n.a.	5
16	Senior Loan	Cambridge, MA	Life Science	12/22/2021	401.3	115.7	99.0	39.7	+ 4.0	1.0	\$1,072 / SF	n.a.	5
17	Senior Loan	Philadelphia, PA	Office	6/19/2018	114.3	114.3	114.3	28.3	+ 2.8	1.1	\$117 / SF	71	3
18	Senior Loan	Dallas, TX	Office	11/7/2025	228.2	114.1	92.6	18.0	+ 3.2	4.9	\$367 / SF	52	3
19	Senior Loan	Pittsburgh, PA	Student Housing	6/8/2021	112.5	112.5	112.5	23.3	+ 3.0	0.4	\$155,602 / unit	74	2
20	Senior Loan	Chicago, IL	Office	7/15/2019	105.0	105.0	90.7	53.8	+ 2.3	2.6	\$87 / SF	59	4
21	Senior Loan	Las Vegas, NV	Multifamily	12/28/2021	101.1	101.1	101.1	23.1	+ 2.8	1.0	\$191,460 / unit	61	3
22	Senior Loan	Washington, D.C.	Office	1/13/2022	228.5	100.0	100.0	15.1	+ 3.3	2.1	\$365 / SF	55	3
23	Senior Loan	Cary, NC	Multifamily	11/21/2022	100.0	100.0	95.3	22.3	+ 3.4	1.9	\$244,275 / unit	63	3
24	Senior Loan	Various, U.S.	Industrial	6/15/2022	195.2	97.6	83.4	21.3	+ 2.9	1.5	\$96 / SF	51	3
25	Senior Loan	Orlando, FL	Multifamily	12/14/2021	95.4	95.4	95.4	24.8	+ 3.1	1.0	\$251,715 / unit	74	3
26	Senior Loan	Jersey City, NJ	Multifamily	10/9/2025	190.0	95.0	95.0	18.1	+ 2.5	4.8	\$455,635 / unit	76	3
27	Senior Loan	Boston, MA	Industrial	6/28/2022	259.4	90.9	90.8	19.2	+ 2.7	2.5	\$195 / SF	52	3
28	Senior Loan	San Carlos, CA	Life Science	2/1/2022	139.7	89.1	61.6	23.1	+ 1.0	1.9	\$420 / SF	68	3
29	Senior Loan	Brisbane, CA	Life Science	7/22/2021	88.3	88.3	80.8	23.6	+ 3.4	2.6	\$698 / SF	71	3
30	Senior Loan	Dallas, TX	Office	1/22/2021	87.0	87.0	87.0	20.7	+ 3.4	0.1	\$294 / SF	65	3
31	Senior Loan	North Palm Beach, FL	Multifamily	5/22/2025	85.7	85.7	85.4	16.4	+ 2.3	4.4	\$341,600 / unit	72	3
32	Senior Loan	Various, U.S.	Multifamily	1/31/2025	142.2	85.3	84.5	20.8	+ 3.0	4.1	\$212,737 / unit	70	3
33	Senior Loan	Various, Europe	Hospitality	12/2/2025	357.1	79.3	74.0	17.7	+ 3.0	5.1	\$70,987 / key	70	3
34	Senior Loan	Phoenix, AZ	Multifamily	3/26/2025	79.0	79.0	79.0	15.3	+ 2.3	4.3	\$312,332 / unit	69	3
35	Senior Loan	Philadelphia, PA	Mixed Use	6/28/2024	77.7	77.7	24.4	24.4	+ 4.0	3.5	\$75 / SF	72	3
36	Senior Loan	Brandon, FL	Multifamily	1/13/2022	76.7	76.7	72.7	23.0	+ 3.1	1.1	\$188,319 / unit	75	3

	Investment ^(A)	Location	Property Type	Investment Date	Total Whole Loan ^(B)	Committed Principal/ Investment Amount	Outstanding Principal/ Investment Amount	Net Equity ^(C)	Coupon ^{(D)(E)}	Max Remaining Term (Years) ^{(D)(F)}	Loan/Investment Per SF / Unit / Key ^(G)	Origination LTV ^{(D)(H)}	Risk Rating
37	Senior Loan	Nashville, TN	Hospitality	1/6/2025	75.8	75.8	75.0	14.5	+ 3.3	4.0	\$326,087 / key	64	3
38	Senior Loan	Delray Beach, FL	Multifamily	3/26/2025	73.0	73.0	73.0	14.1	+ 2.3	4.3	\$257,042 / unit	71	3
39	Senior Loan	Melville, NY	Multifamily	7/25/2025	142.1	71.1	19.8	4.8	+ 3.9	4.6	\$475,251 / unit	55	3
40	Senior Loan	Hollywood, FL	Multifamily	12/20/2021	71.0	71.0	71.0	16.4	+ 2.8	1.0	\$287,449 / unit	74	3
41	Senior Loan	Denver, CO	Multifamily	9/14/2021	70.3	70.3	70.3	15.2	+ 2.8	0.8	\$290,496 / unit	78	3
42	Senior Loan	Charlotte, NC	Multifamily	12/14/2021	67.3	67.3	65.0	14.3	+ 3.1	1.0	\$176,560 / unit	74	3
43	Senior Loan	Plano, TX	Multifamily	3/31/2022	63.3	63.3	63.3	29.9	+ 2.8	1.6	\$238,000 / unit	75	3
44	Senior Loan	Dallas, TX	Multifamily	8/18/2021	63.1	63.1	63.1	15.0	+ 3.9	0.7	\$175,278 / unit	70	3
45	Senior Loan	Atlanta, GA	Multifamily	9/16/2025	60.8	60.8	60.8	11.6	+ 2.4	4.8	\$211,847 / unit	67	3
46	Senior Loan	Durham, NC	Multifamily	12/15/2021	59.5	59.5	58.1	23.9	+ 2.8	2.0	\$168,461 / unit	67	3
47	Senior Loan	San Antonio, TX	Multifamily	4/20/2022	57.6	57.6	56.4	15.3	+ 2.7	1.3	\$164,950 / unit	79	3
48	Senior Loan	Sharon, MA	Multifamily	12/1/2021	51.9	51.9	51.9	11.4	+ 2.9	0.9	\$270,443 / unit	70	3
49	Senior Loan	Atlanta, GA	Multifamily	12/10/2021	51.4	51.4	51.4	13.0	+ 3.0	1.0	\$170,197 / unit	67	3
50	Senior Loan	Reno, NV	Industrial	4/28/2022	140.4	50.5	50.5	11.5	+ 2.7%	1.4	\$117 / SF	74	3
51	Senior Loan	Carrollton, TX	Multifamily	4/1/2022	43.7	43.7	43.7	20.6	+ 2.9%	1.6	\$136,478 / unit	74	3
52	Senior Loan	Dallas, TX	Multifamily	4/1/2022	42.4	42.4	42.4	20.4	+ 2.9%	0.2	\$119,144 / unit	73	3
53	Senior Loan	Georgetown, TX	Multifamily	12/16/2021	35.2	35.2	35.2	8.8	+ 3.4	1.0	\$167,381 / unit	68	3
Total/Weighted Average Senior Loans Unlevered					\$ 9,090.9	\$ 5,775.7	\$ 5,361.9	\$ 1,469.8	+ 3.3%	1.8		66 %	3.2
Real Estate Assets													
1	Real Estate Owned	Mountain View, CA	Office	6/28/2024	n.a.	\$ 121.2	\$ 121.2	\$ 121.2	n.a.	n.a.	\$392 / SF	n.a.	
2	Equity Method Investment ^(I)	Seattle, WA	Life Science	6/28/2024	n.a.	96.8	96.8	55.8	n.a.	n.a.	\$609 / SF	n.a.	
3	Real Estate Owned	West Hollywood, CA	Condo	4/15/2025	n.a.	95.0	95.0	40.0	n.a.	n.a.	\$2,566,405 / unit	n.a.	
4	Real Estate Owned	Portland, OR	Retail / Redevelopment	12/16/2021	n.a.	94.7	94.7	94.7	n.a.	n.a.	n.a.	n.a.	
5	Real Estate Owned	Raleigh, NC	Multifamily	8/12/2025	n.a.	71.6	71.6	31.6	n.a.	n.a.	\$223,852 / unit	n.a.	
6	Real Estate Owned	Philadelphia, PA	Office	12/22/2023	n.a.	23.3	23.3	23.3	n.a.	n.a.	\$111 / SF	n.a.	
Total/Weighted Average Real Estate Assets						\$ 502.6	\$ 502.6	\$ 366.5					
CMBS Investments													
1	CMBS B-Pieces ^(J)	Various, U.S.	Various	2/13/2017	n.a.	\$ 40.0	\$ 35.4	\$ 35.4	4.7%	3.5		58 %	
2	CMBS B-Pieces	Various, U.S.	Various	6/18/2025	n.a.	9.2	9.2	9.2	5.9	9.2		42	
Total/Weighted Average CMBS Investments						\$ 49.2	\$ 44.6	\$ 44.6	4.9%	4.7		55 %	
Other Investments													
1	Equity Method Investment ^(K)	Various, France	Industrial	10/10/2025	n.a.	15.1	15.1	15.1	n.a.	n.a.		n.a.	
Total/Weighted Average Other Investments						\$ 15.1	\$ 15.1	\$ 15.1					
Grand Total / Weighted Average						\$ 6,342.6	\$ 5,924.2	\$ 1,896.1	6.9%	1.8		65 %	3.2

* Numbers presented may not foot due to rounding.

- (A) Our total portfolio represents the current principal amount or investment amount on senior and mezzanine loans, real estate assets, CMBS investments and other investments. Excludes loans that were fully written off.
For Senior Loan 6, the total whole loan is on non-accrual and has an outstanding principal balance of \$194.4 million, including (i) a fully funded senior mortgage loan of \$120.0 million, at an interest rate of S+2.25% and (ii) a mezzanine note with a commitment of \$79.4 million, of which \$74.4 million was funded as of December 31, 2025, at a fixed interest rate of 4.5% PIK.
- (B) Total Whole Loan represents the total commitment of the entire loan originated, including participations by KKR affiliated entities.
- (C) Net equity reflects (i) the amortized cost basis of our loans, net of borrowings; (ii) real estate assets, net of borrowings and noncontrolling interests, and (iii) the investment amount of equity method investments, net of borrowings.
- (D) Weighted average is weighted by the current principal amount of our loans and the investment amount of CMBS investments. Weighted average LTV excludes risk-rated 5 loans and weighted average coupon excludes loans on nonaccrual status.
- (E) Coupon expressed as spread over Term SOFR, SONIA or EURIBOR.
- (F) Maximum remaining term (years) assumes all extension options are exercised, if applicable.
- (G) Loan Per SF / Unit / Key is based on the current principal amount divided by the current SF / Unit / Key. For Senior Loans 1, 2, 4, 10, 16 and 39, Loan Per SF / Unit / Key is calculated as the total commitment amount of the loan divided by the proposed SF / Unit / Key.
- (H) For senior loans, LTV is generally based on the initial loan amount divided by the as-is appraised value as of the date the loan was originated; for mezzanine loans, LTV is based on the initial balance of the whole loan divided by the as-is appraised value as of the date the loan was originated; for CMBS investments, LTV is based on the weighted average LTV of the underlying loan pool at issuance. Weighted Average LTV excludes risk-rated 5 loans.
For Senior Loans 1, 2, 4, 10, 16 and 39, LTV is calculated as the total commitment amount of the loan divided by the as-stabilized value as of the date the loan was originated.
- (I) Represents real estate assets held through a Tenant-in-Common ("TIC") agreement between us and a KKR affiliate. We hold a 74.6% economic interest in the real estate assets and share decision-making with the KKR affiliate under the TIC agreement.
- (J) Represents our investment in an aggregator vehicle that invests in CMBS B-Pieces. Committed principal represents our total commitment to the aggregator vehicle whereas current principal represents the current funded amount.
- (K) Represents our 50% economic interest in an affiliated company, which is invested in a senior mortgage loan that is collateralized by industrial properties located in France. The underlying senior mortgage loan with an outstanding principal balance of €65.2 million, has a coupon of 2.8%, term to maturity of 2.8 years and LTV of 69%. The affiliated company's investment in the underlying senior mortgage loan is 80% financed with a funding cost of EURIBOR + 1.6%. KREF does not have unilateral authority to direct the activities that most significantly impact the affiliated company's economic performance.

Portfolio Surveillance and Credit Quality

Our Manager actively manages our portfolio and assesses the risk of any deterioration in credit quality by quarterly evaluating the performance of the underlying property, the valuation of comparable assets as well as the financial wherewithal of the associated borrower. Our loan documents generally give us the right to receive regular property, borrower and guarantor financial statements; approve annual budgets and tenant leases; and enforce loan covenants and remedies. In addition, our Manager evaluates the macroeconomic environment, prevailing real estate fundamentals and micro-market dynamics where the underlying property is located. Through site inspections, local market experts and various data sources, as part of its risk assessment, our Manager monitors criteria such as new supply and tenant demand, market occupancy and rental rate trends, and capitalization rates and valuation trends.

We maintain a robust asset management relationship with our borrowers and have utilized these relationships to maximize the performance of our portfolio, including during periods of volatility.

We believe our loan sponsors are generally committed to supporting assets collateralizing our loans through additional equity investments, and that we will benefit from our long-standing core business model of originating senior loans collateralized by large assets in major markets with experienced, well-capitalized institutional sponsors. While we believe the principal amounts of our loans are generally adequately protected by underlying collateral value, there is a risk that we will not realize the entire principal value of certain investments.

In addition to ongoing asset management, our Manager performs a quarterly review of our portfolio whereby each loan is assigned a risk rating of 1 through 5, from lowest risk to highest risk. Our Manager is responsible for reviewing, assigning and updating the risk ratings for each loan at least once per quarter. The risk ratings are based on many factors, including, but not limited to, underlying real estate performance, values of comparable properties, durability and quality of property cash flows, sponsor experience and financial wherewithal, and the existence of a risk-mitigating loan structure. Additional key considerations include debt service coverage ratios, real estate and credit market dynamics, and risk of default or principal loss. In performing this review and assigning a risk rating with respect to each loan, our Manager assesses these various factors holistically and considers these factors on a case-by-case basis, determining whether to give additional weight to any of these factors based upon the specific facts and circumstances of each loan. Based on a five-point scale, our loans are rated "1" through "5," from less risk to greater risk, which ratings are defined as follows: 1 (Very Low Risk); 2 (Low Risk); 3 (Medium Risk); 4 (High Risk/Potential for Loss); and 5 (Impaired/Loss Likely).

As of December 31, 2025, the average risk rating of KREF's portfolio was 3.2, weighted by outstanding loan principal, as compared to 3.1 as of December 31, 2024.

Risk Rating	December 31, 2025				December 31, 2024			
	Number of Loans ^(A)	Carrying Value	Outstanding Principal	Outstanding Principal %*	Number of Loans ^(A)	Carrying Value	Outstanding Principal	Outstanding Principal %*
1	—	\$ —	\$ —	— %	—	\$ —	\$ —	— %
2	2	283,816	283,906	5	—	—	—	—
3	46	4,405,274	4,415,095	82	47	5,393,333	5,400,698	92
4	1	90,671	90,671	2	2	193,687	193,727	3
5	4	567,995	572,191	11	2	301,602	305,738	5
Total loan receivable	53	\$ 5,347,756	\$ 5,361,863	100 %	51	\$ 5,888,622	\$ 5,900,163	100 %
Allowance for credit losses		(201,924)				(117,103)		
Loan receivable, net		\$ 5,145,832				\$ 5,771,519		

* Numbers presented may not foot due to rounding.

(A) Excludes fully written off loans.

In June 2024, we modified a risk-rated 5 mezzanine office loan located in Boston, MA, with an outstanding principal balance of \$37.5 million. The terms of the modification included, among others, a restructure of the mezzanine loan into (i) a \$12.5 million senior mezzanine note and (ii) a \$25.0 million junior mezzanine note which is subordinate to a new \$10.0 million sponsor interest. The senior and junior mezzanine notes earn a PIK interest rate of S+7.0% and have a maximum maturity of February 2028. Both mezzanine notes were deemed uncollectible and written off in June 2024.

In December 2024, we modified a risk-rated 5 senior life science loan located in San Carlos, CA, with an outstanding principal balance of \$103.2 million. The terms of the modification included a \$13.1 million principal repayment, and a restructure of the \$90.1 million senior loan (after the \$13.1 million repayment) into (i) a \$89.1 million committed senior mortgage loan (with \$34.9 million in unfunded commitment), and (ii) a \$35.9 million subordinated note which is subordinate to a new \$20.0 million sponsor interest. The restructured senior loan earns a coupon rate of S+1.00% and has a new term of three years. The \$35.9 million subordinated note was deemed uncollectible and written off in December 2024. The loan modification was accounted for as a new loan for GAAP purposes. The restructured senior loan with an outstanding principal balance of \$61.6 million was risk-rated 3 as of December 31, 2025.

CMBS B-Piece Investments

Our Manager has processes and procedures in place to monitor and assess the credit quality of our CMBS B-Piece investments and promote the regular and active management of these investments. This includes reviewing the performance of the real estate assets underlying the loans that collateralize the investments and determining the impact of such performance on the credit and return profile of the investments. Our Manager holds monthly surveillance calls with the special servicer of our CMBS B-Piece investments to monitor the performance of our portfolio and discuss issues associated with the loans underlying our CMBS B-Piece investments. At each meeting, our Manager is provided with a due diligence submission for each loan underlying our CMBS B-Piece investments, which includes both property-level and loan-level information. These meetings assist our Manager in monitoring our portfolio, identifying any potential loan issues, determining if a re-underwriting of any loan is warranted and examining the timing and severity of any potential losses or impairments.

Total Financing

Our financing arrangements include our term loan facility, term lending agreements, collateralized loan obligations, secured term loan, warehouse facility, asset specific financing, corporate revolving credit agreement ("Revolver"), non-consolidated senior interest (collectively "Non-Mark-to-Market Financing Sources") and master repurchase agreements.

Our Non-Mark-to-Market Financing Sources, which accounted for 74% of our total financing as of December 31, 2025, are not subject to credit or capital markets mark-to-market provisions. The remaining 26% of our total financing, which is comprised of three master repurchase agreements, are only subject to credit marks.

We plan to expand and diversify our financing sources, especially those sources that provide non-mark-to-market financing, reducing our exposure to market volatility.

The following table summarizes our financing agreements (amounts in thousands):

	Non-/Mark-to-Market	December 31, 2025			December 31, 2024	
		Borrowings			Collateral	Borrowings
		Maximum Facility Size ^(A)	Outstanding Principal	Available ^(B)	Outstanding Principal	Outstanding Principal
Master Repurchase Agreements	Mark-to-Credit	\$ 2,304,250	\$ 1,220,707	\$ 25,567	\$ 1,895,720	\$ 1,038,066
Collateralized Loan Obligations	Non-Mark-to-Market	1,198,378	1,198,378	—	1,555,628	1,766,231
Term Lending Agreements	Non-Mark-to-Market	1,377,032	771,823	1,473	1,007,873	789,647
Term Loan Facility	Non-Mark-to-Market	1,000,000	513,202	622	667,680	553,966
Warehouse Facility	Non-Mark-to-Market	500,000	—	—	—	—
Asset Specific Financing	Non-Mark-to-Market	480,625	365,318	—	454,794	343,216
Revolver	Non-Mark-to-Market	700,000	—	700,000	n.a.	80,000
Secured Term Loan	Non-Mark-to-Market	646,750	646,750	—	n.a.	339,500
Total leverage		<u>\$ 8,207,035</u>	<u>\$ 4,716,178</u>	<u>\$ 727,662</u>		<u>\$ 4,910,626</u>

(A) Maximum facility size represents the largest amount of borrowings available under a given facility once sufficient collateral assets have been approved by the lender and pledged by us.

(B) Available borrowings represents the undrawn amount we could draw under the terms of each credit facility, based on collateral already approved and pledged.

Master Repurchase Agreements

We utilize master repurchase facilities to finance the origination of senior loans. After a mortgage asset is identified by us, the lender agrees to advance a certain percentage of the principal of the mortgage to us in exchange for a secured interest in the mortgage. We have not received any margin calls on any of our master repurchase facilities to date.

Repurchase agreements effectively allow us to borrow against loans and participations that we own in an amount generally equal to (i) the market value of such loans and/or participations multiplied by (ii) the applicable advance rate. Under these agreements, we sell our loans and participations to a counterparty and agree to repurchase the same loans and participations from the counterparty at a price equal to the original sales price plus an interest factor. The transaction is treated as a secured loan from the financial institution for GAAP purposes. During the term of a repurchase agreement, we receive the principal and interest on the related loans and participations and pay interest to the lender under the master repurchase agreement. At any point in time, the amounts and the cost of our repurchase borrowings will be based upon the assets being financed—higher risk assets will result in lower advance rates (i.e., levels of leverage) at higher borrowing costs and vice versa. In addition, these facilities include various financial covenants and limited recourse guarantees, including those described below.

Each of our existing master repurchase facilities includes "credit mark-to-market" features. "Credit mark-to-market" provisions in repurchase facilities are designed to keep the lenders' credit exposure generally constant as a percentage of the underlying collateral value of the assets pledged as security to them. If the credit underlying collateral value decreases, the gross amount of leverage available to us will be reduced as our assets are marked-to-market, which would reduce our liquidity. The lender under the applicable repurchase facility sets the valuation and any revaluation of the collateral assets in its sole, good faith discretion. As a contractual matter, the lender has the right to reset the value of the assets at any time based on then-current market conditions, but the market convention is to reassess valuations on a monthly, quarterly and annual basis using the financial information delivered pursuant to the facility documentation regarding the real property, borrower and guarantor under such underlying loans. Generally, if the lender determines (subject to certain conditions) that the market value of the collateral in a repurchase transaction has decreased by more than a defined minimum amount, the lender may require us to provide additional collateral or lead to margin calls that may require us to repay all or a portion of the funds advanced. We closely monitor our liquidity and intend to maintain sufficient liquidity on our balance sheet in order to meet any margin calls in the event of any significant decreases in asset values. In addition, our existing master repurchase facilities are not entirely term-matched financings and may mature before our CRE debt investments that represent underlying collateral to those financings. As we negotiate renewals and extensions of these liabilities, we may experience lower advance rates and higher pricing under the renewed or extended agreements.

Term Lending Agreements

Our term lending agreements provide us with asset-based financing on a non-mark-to-market basis, are match-term to the underlying loans and are partial recourse.

Term Loan Facility

Our term loan facility provides us with asset-based financing on a non-mark-to-market basis, is match-term up to five years, with an additional two-year extension available, and is non-recourse.

Warehouse Facility

Our warehouse facility provides us with asset-based financing on a non-mark-to-market basis, has a current facility maturity of March 2026, and is partial recourse.

Asset Specific Financing

Our asset specific financing facilities provide us with asset-based financing on a non-mark-to-market basis, are match-term to the underlying loans and are non-recourse.

Revolving Credit Agreement

In March 2025, we upsized our Revolver, administered by Morgan Stanley Senior Funding, Inc., to \$660.0 million and extended the maturity date to March 2030. In September 2025, we further upsized our Revolver to \$700.0 million. We may use our Revolver as a source of financing, which is designed to provide short-term liquidity to originate or de-lever loans, pay operating expenses and borrow amounts for general corporate purposes. Our Revolver is secured by corporate level guarantees and includes net equity interests in the investment portfolio.

Collateralized Loan Obligations

In 2021, we financed a pool of loan participations from our existing loan portfolio through a managed collateralized loan obligation ("CLO" or "KREF 2021-FL2") and, in 2022, we financed a pool of loan participations from our existing multifamily loan portfolio through a managed CLO ("KREF 2022-FL3"). The CLOs provide us with match-term financing on a non-mark-to-market and non-recourse basis.

Secured Term Loan

In March 2025, we refinanced our existing term loan of \$339.5 million with a new \$550.0 million secured term loan due March 2032. In September 2025, we upsized our secured term loan to \$650.0 million and reduced the spread to S+2.5%. The secured term loan is partially amortizing, with an amount equal to 1.0% per annum of the principal balance due in quarterly installments. The secured term loan contains restrictions relating to liens, asset sales, indebtedness, investments and transactions with affiliates, and is secured by corporate level guarantees and does not include asset-based collateral.

Refer to Notes 2 and 7 to our consolidated financial statements for additional discussion of our secured term loan.

Covenants — Each of our repurchase facilities, term lending agreements, warehouse facility and our Revolver contain customary terms and conditions, including, but not limited to, negative covenants relating to restrictions on our operations with respect to our status as a REIT, and financial covenants, such as:

- a trailing four quarter interest income to interest expense ratio covenant (1.3 to 1.0 beginning September 30, 2024 through June 30, 2026, then 1.4 to 1.0 thereafter);
- a consolidated tangible net worth covenant (75.0% of the aggregate net cash proceeds of any equity issuances made and any capital contributions received by us and KKR Real Estate Finance Holdings L.P. (our "Operating Partnership") or up to approximately \$1.3 billion, depending on the agreement;
- a total indebtedness covenant (83.3% of our Total Assets, as defined in the applicable financing agreements); and
- a cash liquidity covenant (the greater of (i) \$10.0 million or (ii) 5.0% of KREF's recourse indebtedness; from September 30, 2024 and through June 30, 2026 the Revolver has a minimum cash liquidity covenant of \$75.0 million)

With respect to our secured term loan, we are required to comply with customary loan covenants and event of default provisions that include, but are not limited to, negative covenants relating to restrictions on operations with respect to our status as a REIT, and financial covenants. Such financial covenants include a minimum consolidated tangible net worth of \$650.0 million and a maximum total debt to total assets ratio of 83.3%.

As of December 31, 2025, we were in compliance with the covenants of our financing facilities.

Non-Consolidated Senior Interests

In certain instances, we finance our loans through the non-recourse sale of a senior loan interest that is not included in our consolidated financial statements. These non-consolidated senior interests provide structural leverage on a non-mark-to-market, match-term basis for our net investments, which are typically reflected in the form of mezzanine loans or other subordinate interests on our consolidated balance sheets and in our consolidated statement of income. We had no outstanding financing through non-consolidated senior interests as of December 31, 2025.

Guarantees — In connection with our financing arrangements, including master repurchase agreements, term lending agreements, and asset specific financing, our Operating Partnership has entered into a limited guarantee in favor of each lender, under which our Operating Partnership guarantees the obligations of the borrower under the respective financing agreement (i) in the case of certain defaults, up to a maximum liability of 25.0% of the then-outstanding repurchase price of the eligible loans, participations or securities, as applicable, or (ii) up to a maximum liability of 100.0% in the case of certain "bad boy" defaults. The borrower in each case is a special purpose subsidiary of ours. In addition, some guarantees include certain full recourse insolvency-related trigger events.

With respect to our Revolver, amounts borrowed are full recourse to certain guarantor wholly-owned subsidiaries of ours.

Real Estate Assets, Held For Investment

Portland, OR Retail / Redevelopment — In December 2021, we took title a Portland retail property and recorded the property and its net assets on the Consolidated Balance Sheets based on the estimated fair value of acquired assets and assumed liabilities. We contributed a portion of the REO asset to a joint venture (the "REO JV") with a third party local developer ("JV Partner"), whereby we had a 90% interest and the JV Partner had a 10% interest. The JV Partner's interest in the property was presented within "Noncontrolling interests in equity of consolidated joint ventures" on the Consolidated Balance Sheets. In June 2025, we sold a portion of the property for \$6.0 million and recognized a realized gain of \$0.7 million after closing costs. As of December 31, 2025, we have a priority of distributions up to \$81.1 million before the JV Partner can participate in the economics of the REO JV.

Mountain View, CA Office — In June 2024, we and the KKR affiliate took title to a Mountain View office property through a deed-in-lieu of foreclosure ("DIL") and we accounted for the property on a consolidated basis. Ours and the KKR affiliate's interest in the property were 68.9% and 31.1%, respectively. We recorded the property and its net assets on the Consolidated Balance Sheets based on the estimated fair value of acquired assets and assumed liabilities. The KKR affiliate's interest in the property was presented within "Noncontrolling interests in equity of consolidated joint ventures" on the Consolidated Balance Sheets.

Raleigh, NC Multifamily — In August 2025, we took title to a Raleigh multifamily property and accounted for the property through an assignment-in-lieu of foreclosure ("AIL"). We recorded the property and its net assets on the Consolidated Balance Sheets based on the estimated fair value of acquired assets and assumed liabilities.

Real Estate Assets, Held For Sale

Philadelphia, PA Office — In December 2023, we took title to a Philadelphia office portfolio through a DIL and recorded the portfolio and its net assets on the Consolidated Balance Sheets based on the estimated fair value of acquired assets and assumed liabilities.

In June 2024, we sold a portion of the portfolio and provided financing to the buyer through a senior loan. The senior loan had an outstanding principal balance of \$24.4 million (\$77.7 million total commitment) as of December 31, 2025 and earned a coupon rate of 5.4.0% with a maximum maturity of July 2029, assuming all extension options are exercised. The senior loan is presented within "Commercial real estate loans, held-for-investment, net" on the Consolidated Balance Sheets.

In May 2025, we sold a portion of the portfolio for \$25.3 million and recognized a realized gain of \$0.5 million after closing costs. As of December 31, 2025, there was one office property remaining.

West Hollywood, CA Condo — In April 2025, we took title to a West Hollywood multifamily property through an AIL. We recorded the property and its net assets on the Consolidated Balance Sheets based on the estimated fair value of acquired assets and assumed liabilities.

As of December 31, 2025, the Philadelphia, PA Office and West Hollywood, CA Condo properties met the criteria to be classified as held for sale under ASC 360. As such, depreciation and amortization on the properties and related lease intangibles were suspended.

Real Estate Asset, Equity Method Investment

Seattle, WA Life Science — In June 2024, we and the KKR affiliates took title to a Seattle life science property through a DIL under a Tenant-in-Common ("TIC") agreement. Under the TIC agreement, we and the KKR affiliate held an economic interest of 74.6% and 25.4%, respectively, and shared decision-making. Under ASC 970-810, we accounted for the TIC agreement as an undivided interest in the property and recorded an equity method investment based on our share of the estimated fair value of the property's net assets.

Variable Interest Entity Liabilities

In connection with our investments in CMBS B-Pieces, we consolidated the CMBS trust that holds the pools of senior loans underlying the CMBS because we determined such trust is a VIE and we are the primary beneficiary of such VIE. As a result of the consolidation, our financial statements include the liabilities of the consolidated CMBS trust. However, the liabilities are not recourse to us, and our risk of loss is limited to the value of our investment in the related CMBS B-Pieces. See Note 8 to the consolidated financial statements for additional information on these liabilities as of December 31, 2025.

Unconsolidated Entity, Equity Method Investment

In October 2025, we acquired a 50% economic interest in an affiliated company, which invested in a senior mortgage loan that is collateralized by industrial properties in France. The affiliated company's investment in the underlying senior mortgage loan is 80% financed, with a funding cost of EURIBOR + 1.6%. We do not have unilateral authority to direct the activities that most significantly impact the affiliated company's economic performance. Accordingly, we reported the net investment value of the economic interest in our Consolidated Balance Sheets, presented as "Equity method investment, unconsolidated entity" and our share of net income, presented as "Income (loss) from equity method investments" on the Consolidated Statements of Income.

Results of Operations

The following table summarizes the changes in our results of operations for years ended December 31, 2025, 2024, and 2023 (amounts in thousands, except per share data):

	Year Ended December 31,		Increase (Decrease)		Year Ended December 31,		Increase (Decrease)	
	2025	2024	Dollars	Percentage	2024	2023	Dollars	Percentage
Net Interest Income								
Interest income	\$ 435,599	\$ 564,629	\$ (129,030)	(23)%	\$ 564,629	\$ 640,412	\$ (75,783)	(12)%
Interest expense	322,961	412,913	(89,952)	(22)	412,913	458,802	(45,889)	(10)
Total net interest income	112,638	151,716	(39,078)	(26)	151,716	181,610	(29,894)	(16)
Other Income								
Revenue from real estate owned operations	16,522	22,866	(6,344)	(28)	22,866	8,545	14,321	168
Income (loss) from equity method investments	(512)	1,518	(2,030)	(134)	1,518	1,417	101	7
Change in net assets of consolidated variable interest entity, CMBS trust	730	—	730	100	—	—	—	—
Gain (loss) on sale of investments	1,192	(615)	1,807	294	(615)	—	(615)	100
Gain (loss) on foreign currency translation	1,190	—	1,190	100	—	—	—	—
Gain (loss) on foreign currency forward contracts	(1,265)	—	(1,265)	100	—	—	—	—
Other miscellaneous income	4,646	5,738	(1,092)	(19)	5,738	11,237	(5,499)	(49)
Total other income	22,503	29,507	(7,004)	(24)	29,507	21,199	8,308	39
Operating Expenses								
Provision for (reversal of) credit losses, net	119,372	80,605	38,767	48	80,605	175,116	(94,511)	(54)
Expenses from real estate owned operations	25,675	23,100	2,575	11	23,100	11,190	11,910	106
Management fees to related parties	22,677	24,533	(1,856)	(8)	24,533	26,171	(1,638)	(6)
Incentive compensation to related parties	—	—	—	—	—	2,491	(2,491)	(100)
General and administrative	18,062	18,410	(348)	(2)	18,410	18,788	(378)	(2)
Total operating expenses	185,786	146,648	39,138	27	146,648	233,756	(87,108)	(37)
Income (Loss) Before Income Taxes	(50,645)	34,575	(85,220)	(246)	34,575	(30,947)	65,522	212
Income tax expense	(156)	248	(404)	(163)	248	710	(462)	(65)
Net Income (Loss)	(50,489)	34,327	(84,816)	(247)	34,327	(31,657)	65,984	208
Net income (loss) attributable to noncontrolling interests	(3,438)	(1,264)	(2,174)	172	(1,264)	(806)	(458)	57
Net Income (Loss) Attributable to KKR Real Estate Finance Trust Inc. and Subsidiaries	(47,051)	35,591	(82,642)	(232)	35,591	(30,851)	66,442	215
Preferred stock dividends	21,304	21,304	—	—	21,304	21,304	—	—
Participating securities' share in earnings	1,530	1,216	314	26	1,216	1,764	(548)	(31)
Net Income (Loss) Attributable to Common Stockholders	\$ (69,885)	\$ 13,071	\$ (82,956)	(635)	\$ 13,071	\$ (53,919)	\$ 66,990	124
Net Income (Loss) Per Share of Common Stock								
Basic and Diluted	\$ (1.05)	\$ 0.19	\$ (1.24)	(653)	\$ 0.19	\$ (0.78)	\$ 0.97	124
Weighted Average Number of Shares of Common Stock Outstanding								
Basic and Diluted	66,807,432	69,396,890	(2,589,458)	(4)	69,396,890	69,180,039	216,851	—
Dividends Declared per Share of Common Stock								
	\$ 1.00	\$ 1.00	\$ —	—	\$ 1.00	\$ 1.72	\$ (0.72)	(42)

Year Ended December 31, 2025 Compared to Year Ended December 31, 2024

Net Interest Income

Net interest income decreased by \$39.1 million, during the year ended December 31, 2025, as compared to the prior year. This decrease was primarily due to a reduced loan portfolio size as a result of repayments or other resolutions, lower average index rates, and the suspension of interest income for loans placed on nonaccrual status. We recorded \$16.9 million of deferred loan fees and origination discounts accreted into interest income during the year ended December 31, 2025, as compared to \$17.2 million during the prior year. In addition, we recorded \$14.1 million of deferred financing costs amortized into interest expense during the year ended December 31, 2025, as compared to \$14.4 million during the prior year.

Other Income

Total other income decreased by \$7.0 million during the year ended December 31, 2025, as compared to the prior year. This decrease was primarily due to a \$6.3 million decrease in revenue from REO Operations.

Operating Expenses

Total operating expenses increased by \$39.1 million during the year ended December 31, 2025, as compared to the prior year period. This increase was primarily due to a \$38.8 million change in the provision for credit losses and an increase in expenses from REO Operations, which were partially offset by a decrease in management fees to related parties. The change in provision for credit losses during the year ended December 31, 2025 was due primarily to incremental reserves on risk-rated 5 loans compared to the prior year.

Year ended December 31, 2024 Compared to Year ended December 31, 2023

Net Interest Income

Net interest income decreased by \$29.9 million, during the year ended December 31, 2024, as compared to the prior year. This decrease was primarily due to a reduced loan portfolio size as a result of repayments or other resolutions, and the suspension of interest income for loans placed on nonaccrual status, partially offset by an increase in net interest income resulting from higher index rates. We recorded \$17.2 million of deferred loan fees and origination discounts accreted into interest income during the year ended December 31, 2024, as compared to \$23.6 million during the prior year. In addition, we recorded \$14.4 million of deferred financing costs amortized into interest expense during the year ended December 31, 2024, as compared to \$26.2 million during the prior year.

Other Income

Total other income increased by \$8.3 million during the year ended December 31, 2024, as compared to the prior year. This increase was primarily due to a \$14.3 million increase in revenue from REO Operations, partially offset by a decrease in interest income earned on our cash balance.

Operating Expenses

Total operating expenses decreased by \$87.1 million during the year ended December 31, 2024, as compared to the prior year period. This decrease was primarily due to a \$94.5 million change in the provision for credit losses which was partially offset by an increase in expenses from REO Operations. The change in provision for credit losses during the year ended December 31, 2024 was due primarily to less incremental reserves on risk-rated 5 loans compared to the prior year.

Liquidity and Capital Resources

Overview

We have capitalized our business to date primarily through the issuance and sale of our common stock and preferred stock, borrowings from three master repurchase agreements, and borrowings from our Non-Mark-to-Market Financing Sources, which were comprised of collateralized loan obligations, term lending agreements, term loan facility, secured term loan, asset specific financing, warehouse facility, and Revolver. Our Non-Mark-to-Market Financing Sources, which accounted for 74% of our total financing as of December 31, 2025, are not subject to credit or capital markets mark-to-market provisions. The remaining 26% of our total financing, which are comprised of three master repurchase agreements, are only subject to credit marks.

Our primary sources of liquidity include \$84.6 million of cash on our Consolidated Balance Sheets, \$700.0 million of available capacity on our Revolver, \$27.7 million of available borrowings under our financing arrangements based on existing collateral, and cash flows from operations. In addition, we had \$318.0 million of total unencumbered assets, including \$215.9 million of real estate owned assets, \$44.6 million of CMBS investments and \$57.5 million of unencumbered senior loans, that can be financed, as of December 31, 2025. Our Revolver and secured term loan are secured by corporate level guarantees and include net equity interests in the investment portfolio. We may seek additional sources of liquidity from syndicated financing, other borrowings (including borrowings not related to a specific investment) and future offerings of equity and debt securities.

Our primary liquidity needs include our ongoing commitments to repay the principal and interest on our borrowings and to pay other financing costs, financing our assets, meeting future funding obligations, making distributions to our stockholders, funding our operations that includes making payments to our Manager in accordance with the management agreement, and other general business needs. We believe that our cash position and sources of liquidity will be sufficient to meet anticipated requirements for financing, operating and other expenditures in both the short- and long-term, based on current conditions.

As described in Note 11 to our consolidated financial statements, we have off-balance sheet arrangements related to VIEs that we account for by either consolidating or by using the equity method of accounting when we hold an economic interest or have a capital commitment. Our maximum risk of loss associated with our interests in these VIEs is limited to the carrying value of our net investment in such entities and any unfunded capital commitments. As of December 31, 2025, we held \$9.2 million of net investment in a consolidated CMBS trust and \$35.4 million of interests in a CMBS equity method investment.

To facilitate future offerings of equity, debt and other securities, we have in place an effective shelf registration statement (the “Shelf”) with the SEC. The amount of securities that may be issued pursuant to this Shelf is not to exceed \$750 million. The securities covered by this Shelf include: (i) common stock, (ii) preferred stock, (iii) depository shares, (iv) debt securities, (v) warrants, (vi) subscription rights, (vii) purchase contracts, and (viii) units. The specifics of any future offerings, along with the use of proceeds of any securities offered, will be described in detail in a prospectus supplement, or other offering material, at the time of any offering.

We have also entered into an equity distribution agreement with certain sales agents, pursuant to which we may sell, from time to time, up to an aggregate sales price of \$100.0 million of our common stock, pursuant to a continuous offering program (the “ATM”), under the Shelf. Sales of our common stock made pursuant to the ATM may be made in negotiated transactions or transactions that are deemed to be “at the market” offerings as defined in Rule 415 under the Securities Act. During the year ended December 31, 2025, we did not sell any shares of common stock under the ATM. As of December 31, 2025, \$93.2 million remained available for issuance under the ATM.

See Notes 5, 6, 7 and 12 to our consolidated financial statements for additional details regarding our secured financing agreements, collateralized loan obligations, secured term loan and stock activity.

Debt-to-Equity Ratio and Total Leverage Ratio

The following table presents our debt-to-equity ratio and total leverage ratio:

	December 31, 2025	December 31, 2024
Debt-to-equity ratio ^(A)	2.2x	1.6x
Total leverage ratio ^(B)	3.9x	3.6x

(A) Represents (i) total outstanding debt agreements (excluding non-recourse facilities) and secured term loan, less cash to (ii) KREF's stockholders' equity, in each case, at period end.

(B) Represents (i) total outstanding debt agreements, secured term loan, and collateralized loan obligations, less cash to (ii) KREF's stockholders' equity, in each case, at period end.

Sources of Liquidity

Our primary sources of liquidity include cash and cash equivalents and available borrowings under our secured financing agreements, inclusive of our Revolver. Amounts available under these sources as of the date presented are summarized in the following table (amounts in thousands):

	December 31, 2025	December 31, 2024
Cash and cash equivalents	\$ 84,617	\$ 104,933
Loan principal repayments held by a servicer ^(A)	74,279	—
Available borrowings under revolving credit agreement	700,000	530,000
Available borrowings under financing arrangements	27,662	49,879
Total	<u>\$ 886,558</u>	<u>\$ 684,812</u>

(A) Loan principal repayments held by a servicer at December 31, 2025 were received in January 2026.

We also had \$318.0 million of total unencumbered assets, including \$215.9 million of real estate owned assets, \$44.6 million of CMBS investments and \$57.5 million of unencumbered senior loans as of December 31, 2025. In addition to our primary sources of liquidity, we have the ability to access further liquidity through our ATM program and public offerings of debt and equity securities. Our existing loan portfolio also provides us with liquidity as loans are repaid or sold, in whole or in part, and the proceeds from repayment become available for us to invest.

Cash Flows

The following table sets forth changes in cash and cash equivalents for the years ended December 31, 2025, 2024 and 2023 (amounts in thousands):

	Year Ended December 31,		
	2025	2024	2023
Cash Flows From Operating Activities	\$ 72,283	\$ 132,563	\$ 155,715
Cash Flows From Investing Activities	264,291	1,116,237	13,487
Cash Flows From Financing Activities	(355,783)	(1,290,566)	(271,510)
Net Increase (Decrease) in Cash, Cash Equivalents, and Restricted Cash	<u>\$ (19,209)</u>	<u>\$ (41,766)</u>	<u>\$ (102,308)</u>

Cash Flows from Operating Activities

Our cash flows from operating activities were primarily driven by our net interest income, which is a result of the income generated by our investments less financing costs. The following table sets forth interest received from, and paid for, our investments (amounts in thousands):

	Year Ended December 31,		
	2025	2024	2023
Interest Received:			
Senior Loans	420,361	558,478	612,046
Net assets of consolidated variable interest entity, CMBS trust	581	—	—
Total	420,942	558,478	612,046
Interest paid:			
Senior Loans	315,915	398,805	430,275
Net interest collections	<u>\$ 105,027</u>	<u>\$ 159,673</u>	<u>\$ 181,771</u>

Our net interest collections were partially offset by cash used to pay management fees, as follows (amounts in thousands):

	Year Ended December 31,		
	2025	2024	2023
Management Fees to related parties	\$ 23,071	\$ 25,137	\$ 26,225
Incentive Fees to related parties	—	—	2,491
Total management and incentive fee payments	<u>\$ 23,071</u>	<u>\$ 25,137</u>	<u>\$ 28,716</u>

Cash Flows from Investing Activities

Our cash flows from investing activities primarily consisted of cash inflows from loan repayments and net proceeds from the sale of real estate owned, partially offset by cash outflows for loan originations and funding commitments under existing loan investments. During the year ended December 31, 2025, we received \$1,420.1 million from the repayments of CRE loans, received net proceeds of \$24.4 million from the sale of REO investments and funded \$1,127.5 million of CRE loans.

During the year ended December 31, 2024, we funded \$298.2 million of CRE loans and we received \$1,426.4 million from the repayments of CRE loans.

Cash Flows from Financing Activities

During the year ended December 31, 2025, our cash flows from financing activities were primarily driven by repayments of \$1,655.2 million on our secured financing agreements and repayments of \$567.9 million on our collateralized loan obligations, partially offset by borrowing proceeds of \$1,717.3 million under our secured financing agreements and proceeds of \$310.8 million issued under our secured term loan.

During the year ended December 31, 2024, our cash flows from financing activities were primarily driven by (i) repayments of \$1,594.5 million under our secured financing agreements and (ii) payment of \$103.1 million in dividends, partially offset by borrowing proceeds of \$601.9 million under our secured financing agreements.

Contractual Obligations and Commitments

The following table presents our contractual obligations and commitments (including interest payments) as of December 31, 2025 (amounts in thousands):

	Total	Less than 1 year	1 to 3 years	3 to 5 years	Thereafter
Master Repurchase Facilities ^(A)	\$ 1,220,706	\$ 114,035	\$ 841,839	\$ 209,304	\$ 55,528
Term Lending Agreements ^(A)	771,824	15,654	327,242	428,928	—
Warehouse Facility	—	—	—	—	—
Term Loan Facility	513,202	118,274	261,396	133,532	—
Asset Specific Facility	365,317	90,000	275,317	—	—
Revolver ^(B)	—	—	—	—	—
Total secured financing agreements	2,871,049	337,963	1,705,794	771,764	55,528
Collateralized Loan Obligations	1,198,379	—	—	—	1,198,379
Secured Term Loan	646,750	6,500	13,000	13,000	614,250
Interest payable ^(C)	851,713	236,761	316,385	241,200	57,367
Future funding obligations ^(D)	413,852	302,196	108,683	2,973	—
CMBS investments	4,324	4,324	—	—	—
Total	<u>\$ 5,986,067</u>	<u>\$ 887,744</u>	<u>\$ 2,143,862</u>	<u>\$ 1,028,937</u>	<u>\$ 1,925,524</u>

- (A) The allocation of repurchase facilities and term lending agreements is based on the earlier of (i) the maximum maturity of the underlying loans pledged as collateral or (ii) the maximum maturity of the respective financing agreements. Amounts borrowed are subject to a maximum 25.0% recourse limit.
- (B) Any amounts borrowed are full recourse to certain subsidiaries of KREF. Amounts are estimated based on the amount outstanding under the Revolver and the interest rate in effect as of December 31, 2025. This is only an estimate as actual amounts borrowed, the timing of repayments and interest rates may vary over time. The Revolver matures in March 2030.
- (C) The amounts are estimated by assuming the amounts outstanding under these facilities and the interest rates in effect as of December 31, 2025 will remain constant into the future. The actual amounts borrowed and rates may vary over time.
- (D) We have future funding obligations related to our investments in senior loans. These future funding obligations primarily relate to construction projects, capital improvements, tenant improvements and leasing commissions. Generally, funding obligations are subject to certain conditions that must be met, such as customary construction draw certifications, minimum debt service coverage ratios, minimal debt yield tests, or executions of new leases before advances are made to the borrower. As such, the allocation of our future funding obligations is based on the earlier of the expected funding or commitment expiration date.

We are also required to settle our foreign exchange contracts with our derivative counterparties upon maturity which, depending on exchange rate movements, may result in cash received from or due to the respective counterparty. The table above does not include these amounts as they are not fixed and determinable. Refer to Note 10 to our consolidated financial statements for details regarding our derivative contracts.

We are required to pay our Manager a base management fee, an incentive fee and reimbursements for certain expenses pursuant to our management agreement. The table above does not include the amounts payable to our Manager under our management agreement as they are not fixed and determinable. See Note 16 to our consolidated financial statements included in this Form 10-K for additional terms and details of the fees payable under our management agreement.

As a REIT, we generally must distribute at least 90% of our REIT taxable income, determined without regard to the deduction for dividends paid and excluding net capital gains, to stockholders in the form of dividends to comply with the REIT provisions of the Code. Our taxable income does not necessarily equal our net income as calculated in accordance with GAAP, or our Distributable Earnings as described above under "Key Financial Measures and Indicators — Distributable Earnings".

Subsequent Events

Our subsequent events are detailed in Note 19 to our consolidated financial statements.

Critical Accounting Policies and Use of Estimates

Our consolidated financial statements are prepared in accordance with GAAP, which requires the use of estimates and assumptions that involve the exercise of judgment and use of assumptions as to future uncertainties. Accounting estimates and assumptions discussed in this section are those that we consider to be the most critical to understanding our financial statements because they involve significant judgments and uncertainties that could affect our reported assets and liabilities, as well as our

reported revenue and expenses. All of these estimates reflect our best judgment about current, and for some estimates, future economic and market conditions and their effects based on information available as of the date of the financial statements. If conditions change from those expected, it is possible that the judgments and estimates described below could change, which may result in a change in our allowance for credit losses, future write-offs of our investments, and valuation of our investment portfolio, among other effects. We believe that the following accounting policies are among the most important to the portrayal of our financial condition and results of operations and require the most difficult, subjective or complex judgments.

Real Estate Owned

Upon the acquisition of a property, we assess the fair value of the acquired tangible and intangible assets (including land, buildings, tenant improvements, favorable and unfavorable leases, acquired in-place leases, other identified intangible assets and assumed liabilities) and allocate the purchase price to the acquired assets and assumed liabilities, which are on a relative fair value basis. The most significant portion of the allocation is to building and land and requires the use of market based estimates and assumptions. We assess and consider fair value based on estimated cash flow projections that utilize appropriate discount and/or capitalization rates, as well as other available market information. Estimates of future cash flows are based on a number of factors including the historical operating results, known and anticipated trends, and market and economic conditions.

The fair value of the tangible assets of an acquired property considers the value of the property as if it were vacant. We also consider an allocation of purchase price of other acquired intangibles, including acquired in-place leases that may have a customer relationship intangible value, including (but not limited to) the nature and extent of the existing relationship with the tenants, the tenants' credit quality and expectations of lease renewals.

Acquired favorable and unfavorable leases are recorded at their fair values (using a discount rate which reflects the risks associated with the leases acquired) equal to the difference between (i) the contractual amounts to be paid pursuant to each in-place lease and (ii) management's estimate of fair market lease rates for each corresponding in-place lease, measured over a period equal to the remaining term of the lease for favorable leases and the initial term plus the term of any below-market fixed rate renewal options for unfavorable leases. Other intangible assets acquired include amounts for in-place lease values that are based on our evaluation of the specific characteristics of each tenant's lease. Factors to be considered include estimates of carrying costs during hypothetical expected lease-up periods considering current market conditions, and costs to execute similar leases. In estimating carrying costs, we include real estate taxes, insurance and other operating expenses and estimates of lost rentals at market rates during the expected lease-up periods, depending on local market conditions. In estimating costs to execute similar leases, we consider leasing commissions, legal and other related expenses.

Allowance for Credit Losses

We originate and purchase CRE debt and related instruments generally to be held as long-term investments at amortized cost. We recognize and measure the allowance for credit losses under the Current Expected Credit Loss ("CECL") model, which requires us to estimate expected credit losses, not only based on historical experience and current conditions, but also by including reasonable and supportable forecasts incorporating forward-looking information. The measurement of expected credit losses under CECL is applicable to financial assets measured at amortized cost, and off-balance sheet credit exposures such as unfunded loan commitments. The allowance for credit losses is deducted from the respective loans' amortized cost basis on our Consolidated Balance Sheets. The allowance for credit losses attributed to unfunded loan commitments is included in "Other liabilities" on the Consolidated Balance Sheets.

We estimate CECL reserves using the Weighted-Average Remaining Maturity, or WARM method, which has been identified as a loss-rate method for estimating CECL reserves by the Financial Accounting Standards Board ("FASB"). In estimating a CECL reserve using the WARM method, we reference historical loan loss data across a comparable data set and apply such loss rate to each loan over its expected remaining term, taking into consideration expected economic conditions over the relevant timeframe. In certain instances, we might use other acceptable alternative approaches in the future depending on, among other factors, the type of loan, underlying collateral and availability of relevant historical market loan loss data.

To arrive at a CECL reserve using the WARM method, we considered various factors including (i) historical loss experience in the commercial real estate lending market, (ii) timing of expected repayments and expected loan future funding, (iii) and our current and future view of the macroeconomic environment for a reasonable and supportable forecast period. We derive a historical loss rate predominately based on a CMBS database with historical losses from 1998 through 2024 provided by a third party. We focus on the most relevant subset of CMBS data that is determined to be the most comparable to our own portfolio.

The historical loss rate is further adjusted to consider expected macroeconomic conditions, such as commercial real estate price indices, unemployment rates and market liquidity, over reasonable and supportable forecast periods. There is significant uncertainty related to future macroeconomic conditions. Therefore, we also consider other loan specific credit quality factors such as the risk rating of the loan, a near-term maturity, nature of construction loans, and economic conditions specific to the property type of the underlying collateral.

For collateral dependent loans that we determine foreclosure of the collateral is probable, we measure the expected losses based on the difference between the fair value of the collateral and the amortized cost basis of the loan as of the measurement date. For collateral dependent loans where we determine foreclosure is not probable, we apply a practical expedient to estimate expected losses using the difference between the collateral's fair value (less costs to sell the asset if repayment is expected through the sale of the collateral) and the amortized cost basis of the loan. A loan is determined to be collateral dependent if (i) a borrower or sponsor is experiencing financial difficulty, and (ii) the loan is expected to be substantially repaid through the sale of the underlying collateral; such determination requires the use of significant judgment and can be based on several factors subject to uncertainty. Considerations used in determination of financial difficulty may include, but are not limited to, whether the borrower's operating cash flow is sufficient to cover the current and future debt service requirements, the borrower's ability to refinance the loan, market liquidity and other circumstances that can affect the borrower's ability to satisfy its contractual obligations under the loan agreement.

Refer to Note 2 to our consolidated financial statements for the description of our significant accounting policies.

Recent Accounting Pronouncements

In November 2024, the FASB issued ASU No. 2024-03, *Income Statement—Reporting Comprehensive Income—Expense Disaggregation Disclosures (Subtopic 220-40)*, which requires a public business entity to provide disaggregated disclosures, in the notes to the financial statements, of certain categories of expenses that are included in expense line items on the face of the income statement. The guidance is effective for our 2027 annual reporting. The guidance is applied prospectively and may be applied retrospectively. We are evaluating the impact of ASU 2024-03.

In December 2025, the FASB issued ASU No. 2025-11, *Interim Reporting (Topic 270)—Narrow-Scope Improvements*, which provides a clearer framework and more consistent application of interim disclosure requirements for public business entities. The guidance is effective for our 2027 annual reporting. The guidance is applied prospectively and may be applied retrospectively. Adoption is not expected to have a material impact on our consolidated financial statements.

In December 2025, the FASB issued ASU No. 2025-12, *Codification Improvements*, which refines existing guidance to further enhance the interpretation and application of the Codification. The guidance is effective for our 2026 annual reporting. The guidance is applied prospectively and may be applied retrospectively. Adoption is not expected to have a material impact on our consolidated financial statements.

ITEM 7A. QUANTITATIVE AND QUALITATIVE DISCLOSURES ABOUT MARKET RISK

We seek to manage our risks related to the credit quality of our assets, interest rates, liquidity, prepayment rates and market value, while at the same time seeking to provide an opportunity to stockholders to realize attractive risk-adjusted returns. While risks are inherent in any business enterprise, we seek to quantify and justify risks in light of available returns and to maintain capital levels consistent with the risks we undertake.

Credit Risk

Our investments are subject to credit risk, including the risk of default. The performance and value of our investments depend upon the sponsors' ability to operate the properties that serve as our collateral so that they produce cash flows adequate to pay interest and principal due to us. To monitor this risk, we review our investment portfolio and are in regular contact with the sponsors, monitoring performance of the collateral and enforcing our rights as necessary.

Inflation, rising interest rates and increasing costs may dampen consumer spending and slow corporate profit growth, which may negatively impact the value of underlying real estate collateral relating to our investments and impair our borrowers' ability to execute on their business plans and potentially their ability to perform under the terms of their loan obligations. These risks may be exacerbated by recent changes in global tariff policies and escalating global trade tensions, which have introduced uncertainty in supply chains and material costs and have contributed to significant market volatility.

Credit Yield Risk

Credit yields measure the return demanded on financial instruments by the lending market based on their risk of default. Increasing supply of credit-sensitive financial instruments and reduced demand will generally cause the market to require a higher yield on such financial instruments, resulting in a lower price for the financial instruments we hold.

Interest Rate Risk

The composition of our investments is such that rising interest rates will increase our net income, while declining interest rates will generally decrease our net income. Rate floors relating to our loan portfolio may offset some of the impact from declining rates. There can be no assurance that we will continue to utilize rate floors. There can be no assurance of how our net income may be affected in future quarters, which will depend on, among other things, the interest rate environment and our then-current portfolio.

In addition to the risks related to fluctuations in cash flows and asset values associated with movements in interest rates, there is also the risk of non-performance on floating-rate assets. In the case of a significant increase in interest rates, the cash flows of the collateral real estate assets may not be sufficient to pay debt service due under our loans, which may contribute to non-performance or, in severe cases, default.

The Federal Reserve lowered interest rates three times during 2024 and three times in 2025, with future rate cuts expected. Interest rates remain elevated and the timing, direction and extent of any future interest rate changes remain uncertain. In a period of declining interest rates, our interest income on floating-rate investments would generally decrease, while any decrease in the interest we are charged on our floating-rate debt may be subject to floors and may not compensate for such decrease in interest income. However, rate floors relating to our loan portfolio may offset some of the impact from declining rates. In addition, interest we are charged on fixed-rate debt would not change.

As of December 31, 2025, our accruing loan portfolio and related portfolio financing earned or paid a floating rate of interest benchmarked to Term SOFR, SONIA or EURIBOR. Accordingly, our interest income and expense will generally change directionally with benchmark rates; however, in certain circumstances, rate floors relating to our loan portfolio may partially offset the impact from changing rates. As of December 31, 2025, a 50 basis point and a 100 basis point decrease in the benchmark rates would increase our expected cash flows by approximately \$0.1 million and \$1.4 million, or \$0.00 and \$0.02 per common share, respectively, for the following three-month period. Conversely, a 50 basis point and a 100 basis point increase in the benchmark rates would increase our expected cash flows by approximately \$0.7 million and \$1.3 million, or \$0.01 and \$0.02 per common share, respectively, for the same period.

Prepayment Risk

Prepayment risk is the risk that principal will be repaid at an earlier date than anticipated, potentially causing the return on certain investments to be less than expected. As we receive prepayments of principal on our assets, any premiums paid on such assets are amortized against interest income. In general, an increase in prepayment rates accelerates the amortization of purchase premiums, thereby reducing the interest income earned on the assets. Conversely, discounts on such assets are accreted into interest income. In general, an increase in prepayment rates accelerates the accretion of purchase discounts, thereby increasing the interest income earned on the assets. Additionally, we may not be able to reinvest the principal repaid at the same or higher yield of the original investment.

Higher interest rates imposed by the Federal Reserve may lead to a decrease in prepayment speeds and an increase in the number of our borrowers who exercise extension options, which could extend beyond the term of certain secured financing agreements we use to finance our loan investments. This could have a negative impact on our results of operations, and in some situations, we may be forced to sell assets to maintain adequate liquidity, which could cause us to incur losses.

Financing Risk

We finance our target assets using our repurchase facilities, term lending agreements, term loan facility, warehouse facility, asset based financing, revolving credit agreement, collateralized loan obligations, secured term loan and through syndicating senior participations in our originated senior loans. Over time, as market conditions change, we may use other forms of leverage in addition to these methods of financing. Weakness or volatility in the financial markets, the CRE and mortgage markets or the economy generally could adversely affect one or more of our lenders or potential lenders and could cause one or more of our lenders or potential lenders to be unwilling or unable to provide us with financing, or to decrease the amount of our available financing through a market to market, or to increase the costs of that financing.

Real Estate Risk

The market values of commercial real estate assets are subject to volatility and may be adversely affected by a number of factors, including, but not limited to, national, regional and local economic conditions (which may be adversely affected by industry slowdowns and other factors); local real estate conditions; changes or continued weakness in specific industry segments; construction quality, age and design; demographic factors; and retroactive changes to building or similar codes. In addition, decreases in property values reduce the value of the collateral and the potential proceeds available to a borrower to repay the underlying loans, which could also cause us to suffer losses.

Currency Risk

Our loans and investments that are denominated in a foreign currency are also subject to risks related to movements in currency rates. We generally mitigate this exposure by matching the currency of our foreign currency assets to the currency of the borrowings that finance those assets. As a result, we substantially reduce our exposure to changes in portfolio value related to changes in foreign currency rates. In addition, substantially all of our net asset exposure to the Euro and the British Pounds Sterling has been hedged with foreign currency forward contracts as of December 31, 2025.

The following table outlines our assets and liabilities that are denominated in a foreign currency (amounts in thousands):

	December 31, 2025			
	EUR		GBP	
Foreign currency assets	€	61,376	£	115,795
Foreign currency liabilities		(36,742)		(88,264)
Foreign currency contracts - notional		(24,746)		(28,358)
Net exposure to foreign exchange rate movements	€	(112)	£	(827)
Net exposure to foreign exchange rate movements in USD	\$	(132)	\$	(1,116)

ITEM 8. FINANCIAL STATEMENTS AND SUPPLEMENTARY DATA

INDEX TO CONSOLIDATED FINANCIAL STATEMENTS AND SCHEDULE

Report of Independent Registered Public Accounting Firm (PCAOB ID No. 34)	85
Consolidated Balance Sheets as of December 31, 2025 and 2024	89
Consolidated Statements of Income for the Years Ended December 31, 2025, 2024, and 2023	90
Consolidated Statements of Changes in Equity for the Years Ended December 31, 2025, 2024, and 2023	91
Consolidated Statements of Cash Flows for the Years Ended December 31, 2025, 2024, and 2023	92
Notes to Consolidated Financial Statements	94
Schedule IV - Mortgage Loans on Real Estate	136

REPORT OF INDEPENDENT REGISTERED PUBLIC ACCOUNTING FIRM

To the Stockholders and the Board of Directors of
KKR Real Estate Finance Trust Inc.

Opinions on the Financial Statements and Internal Control over Financial Reporting

We have audited the accompanying consolidated balance sheets of KKR Real Estate Finance Trust Inc. and subsidiaries (the "Company") as of December 31, 2025 and 2024, the related consolidated statements of income, changes in equity and cash flows, for each of the three years in the period ended December 31, 2025, and the related notes and the schedule listed in the Index at Item 15(a) (collectively referred to as the "financial statements"). We also have audited the Company's internal control over financial reporting as of December 31, 2025, based on criteria established in Internal Control — Integrated Framework (2013) issued by the Committee of Sponsoring Organizations of the Treadway Commission (COSO).

In our opinion, the financial statements referred to above present fairly, in all material respects, the financial position of the Company as of December 31, 2025 and 2024, and the results of its operations and its cash flows for each of the three years in the period ended December 31, 2025, in conformity with accounting principles generally accepted in the United States of America. Also, in our opinion, the Company maintained, in all material respects, effective internal control over financial reporting as of December 31, 2025, based on criteria established in Internal Control — Integrated Framework (2013) issued by COSO.

Basis for Opinions

The Company's management is responsible for these financial statements, for maintaining effective internal control over financial reporting, and for its assessment of the effectiveness of internal control over financial reporting, included in the accompanying Management's Annual Report on Internal Control Over Financial Reporting. Our responsibility is to express an opinion on these financial statements and an opinion on the Company's internal control over financial reporting based on our audits. We are a public accounting firm registered with the Public Company Accounting Oversight Board (United States) (PCAOB) and are required to be independent with respect to the Company in accordance with the U.S. federal securities laws and the applicable rules and regulations of the Securities and Exchange Commission and the PCAOB.

We conducted our audits in accordance with the standards of the PCAOB. Those standards require that we plan and perform the audits to obtain reasonable assurance about whether the financial statements are free of material misstatement, whether due to error or fraud, and whether effective internal control over financial reporting was maintained in all material respects.

Our audits of the financial statements included performing procedures to assess the risks of material misstatement of the financial statements, whether due to error or fraud, and performing procedures to respond to those risks. Such procedures included examining, on a test basis, evidence regarding the amounts and disclosures in the financial statements. Our audits also included evaluating the accounting principles used and significant estimates made by management, as well as evaluating the overall presentation of the financial statements. Our audit of internal control over financial reporting included obtaining an understanding of internal control over financial reporting, assessing the risk that a material weakness exists, and testing and evaluating the design and operating effectiveness of internal control based on the assessed risk. Our audits also included performing such other procedures as we considered necessary in the circumstances. We believe that our audits provide a reasonable basis for our opinions.

Definition and Limitations of Internal Control over Financial Reporting

A company's internal control over financial reporting is a process designed to provide reasonable assurance regarding the reliability of financial reporting and the preparation of financial statements for external purposes in accordance with generally accepted accounting principles. A company's internal control over financial reporting includes those policies and procedures that (1) pertain to the maintenance of records that, in reasonable detail, accurately and fairly reflect the transactions and dispositions of the assets of the company; (2) provide reasonable assurance that transactions are recorded as necessary to permit preparation of financial statements in accordance with generally accepted accounting principles, and that receipts and expenditures of the company are being made only in accordance with authorizations of management and directors of the company; and (3) provide reasonable assurance regarding prevention or timely detection of unauthorized acquisition, use, or disposition of the company's assets that could have a material effect on the financial statements.

Because of its inherent limitations, internal control over financial reporting may not prevent or detect misstatements. Also, projections of any evaluation of effectiveness to future periods are subject to the risk that controls may become inadequate because of changes in conditions, or that the degree of compliance with the policies or procedures may deteriorate.

Critical Audit Matters

The critical audit matters communicated below are matters arising from the current-period audit of the financial statements that were communicated or required to be communicated to the audit committee and that (1) relate to accounts or disclosures that are material to the financial statements and (2) involved our especially challenging, subjective, or complex judgments. The communication of critical audit matters does not alter in any way our opinion on the financial statements, taken as a whole, and we are not, by communicating the critical audit matters below, providing separate opinions on the critical audit matters or on the accounts or disclosures to which they relate.

Current Expected Credit Losses – Qualitative Adjustments – Refer to Notes 2 and 3 of the financial statements

Critical Audit Matter Description

The Company estimates the allowance for credit losses for its loan portfolio primarily using the Weighted Average Remaining Maturity (“WARM”) method, which has been identified as an acceptable approach for computing current expected credit losses. In determining the CECL allowance, the Company considers various factors including (i) historical loss experience in the commercial real estate lending market, (ii) timing of expected repayments and expected loan future funding, (iii) and the Company’s current and future view of the macroeconomic environment for a reasonable and supportable forecast period. The Company derives a historical loss rate predominately based on a commercial mortgage-backed securities (“CMBS”) database with historical losses provided by a third party. The Company focuses on the most relevant subset of CMBS data that is determined to be the most comparable to its own portfolio. The historical loss rate is further adjusted to consider expected macroeconomic conditions, such as commercial real estate price indices, unemployment rates and market liquidity, over reasonable and supportable forecast periods.

We identified the macroeconomic factors within the CECL allowance as a critical audit matter because of the subjectivity, complexity, and estimation uncertainty in determining the impact of the factors on the Company’s loss rate. This required a high degree of auditor judgment and an increased extent of effort when performing audit procedures to evaluate whether the macroeconomic factors determined by management reasonably and appropriately quantify the current and future macroeconomic risks associated with the Company’s loan portfolio.

How the Critical Audit Matter Was Addressed in the Audit

Our audit procedures to assess the macroeconomic factors applied by management to the CECL allowance to account for current and future economic conditions included, among others:

- We tested the effectiveness of controls over management’s review of the macroeconomic factors applied to the loss rate.
- With the assistance of our credit specialist, we evaluated the reasonableness of the methodology and significant assumptions used to determine the macroeconomic factors by considering relevant industry trends and economic conditions.
- We tested the accuracy and completeness of quantitative data used by management to estimate the current and future view of macroeconomic conditions.

Current Expected Credit Losses – Valuation of Underlying Collateral of Impaired Loans – Refer to Notes 2 and 3 of the financial statements

Critical Audit Matter Description

The Company determines a loan to be collateral dependent if (i) a borrower or sponsor is experiencing financial difficulty, and (ii) the loan is expected to be substantially repaid through the sale of the underlying collateral. For collateral dependent loans, the Company estimates expected losses using the difference between the collateral’s fair value and the amortized cost basis of the loan.

We identified the determination of the CECL allowance for collateral dependent loans as a critical audit matter due to the significant judgment and assumptions relating to the determination of the fair value of the collateral. A high degree of auditor judgement and increased extent of effort was required when performing audit procedures, including the use of our specialists to evaluate management’s CECL assessment.

How the Critical Audit Matter Was Addressed in the Audit

Our audit procedures related to the determination of the fair value of the collateral for collateral dependent loans, among others:

- We tested the effectiveness of controls over management's determination of fair value of the collateral.
- We evaluated the Company's determination of fair value by performing the following:
 - With the assistance of our fair value specialists, we evaluated the reasonableness of the (1) valuation methodology; (2) significant assumptions made, including whether the significant inputs used to determine the fair value were appropriate and consistent with what market participants would use to value the collateral; and (3) mathematical accuracy of the overall valuation model.
 - We tested the underlying data used to determine fair value to determine that the information used in the analysis was accurate and complete.

Real Estate Owned — Refer to Notes 2 and 4 of the financial statements

Critical Audit Matter Description

The Company accounts for the acquisition of properties by recording the purchase price of tangible and intangible assets acquired and liabilities assumed based on their relative fair values. The value of the tangible assets, consisting of land, tenant improvements, and buildings is determined as if these assets are vacant. Intangible assets may include the value of in-place leases and favorable lease intangibles, which are each recorded at their relative fair values. Intangible liabilities may include the value of unfavorable leases which are recorded at their relative fair values.

We identified the determination of the relative fair value of assets acquired and liabilities assumed as a critical audit matter. This fair value analysis required management to make estimates related to the future expected cash flows, including market information as well as discount rates and capitalization rates. We performed audit procedures to evaluate the reasonableness of these estimates which required a high degree of auditor judgment and an increased extent of effort, including the need to involve our fair value specialists.

How the Critical Audit Matter Was Addressed in the Audit

Our audit procedures related to the relative fair value of assets acquired and liabilities assumed by the Company included the following, among others:

- We tested the effectiveness of controls over management's critical assumptions including:
 - The selection of the methods and valuation techniques used to determine that fair value is appropriate and consistent with industry standards.
 - The assumptions for allocating the purchase price to tangible and intangible assets and liabilities.
- We obtained and evaluated the purchase price allocation report prepared by management's expert along with relevant supporting documentation in order to corroborate our understanding of the substance of the acquisition and assess the completeness of the assets acquired and liabilities assumed as part of the acquisition.
- With the assistance of our fair value specialists, we evaluated the reasonableness of the valuation methodology, costs to replace certain assets, and significant assumptions used in the cash flow models, including testing the mathematical accuracy of the calculation and comparing the key inputs used in the projections to external market sources.
- We tested the reasonableness of management's capitalization and discount rates by comparing the assumptions used to external market sources.
- We tested the reasonableness of management's projections of the property's net operating income by comparing the assumptions used in the projections to external market sources, executed lease agreements, historical data, and results from other areas of the audit.

/s/ DELOITTE & TOUCHE LLP

New York, New York
February 3, 2026

We have served as the Company's auditor since 2016.

KKR Real Estate Finance Trust Inc. and Subsidiaries

Consolidated Balance Sheets

(Amounts in thousands, except share and per share data)

	December 31, 2025	December 31, 2024
Assets		
Cash and cash equivalents	\$ 84,617	\$ 104,933
Commercial real estate loans, held-for-investment	5,347,756	5,888,622
Less: Allowance for credit losses	(201,924)	(117,103)
Commercial real estate loans, held-for-investment, net	5,145,832	5,771,519
Real estate owned, held for investment, net	338,595	262,479
Real estate owned assets, held for sale	130,188	56,554
Equity method investment, real estate asset	96,798	81,708
Equity method investment, CMBS B-Pieces	35,424	35,598
Consolidated variable interest entity assets, CMBS trust, at fair value	505,230	—
Equity method investment, unconsolidated entity	15,110	—
Accrued interest receivable	25,199	28,754
Other assets ^(A)	87,650	8,853
Total Assets	\$ 6,464,643	\$ 6,350,398
Liabilities and Equity		
Liabilities		
Secured financing agreements, net	\$ 2,862,689	\$ 2,798,674
Collateralized loan obligations, net	1,198,332	1,766,104
Secured term loan, net	632,516	333,853
Dividends payable	16,092	17,178
Accrued interest payable	12,893	19,939
Real estate owned liabilities, held for sale	3,867	1,328
Consolidated variable interest entity liabilities, CMBS trust, at fair value	496,060	—
Due to related parties	6,506	5,919
Other liabilities	10,484	8,524
Total Liabilities	5,239,439	4,951,519
Commitments and Contingencies (Note 13)	—	—
Equity		
Preferred Stock, \$0.01 par value, 50,000,000 shares authorized		
Series A cumulative redeemable preferred stock, (13,110,000 shares issued and outstanding as of December 31, 2025 and December 31, 2024); liquidation preference of \$327,750, or \$25.00 per share	131	131
Common stock, \$0.01 par value, 300,000,000 authorized (65,488,680 and 68,713,596 shares issued; 64,367,737 and 68,713,596 shares outstanding as of December 31, 2025 and December 31, 2024, respectively)	644	686
Additional paid-in capital	1,687,168	1,714,684
Accumulated deficit	(506,130)	(370,471)
Repurchased stock (1,120,943 shares repurchased as of December 31, 2025)	(9,263)	—
Total KKR Real Estate Finance Trust Inc. Stockholders' Equity	1,172,550	1,345,030
Noncontrolling interests in equity of consolidated joint ventures	52,654	53,849
Total Equity	1,225,204	1,398,879
Total Liabilities and Equity	\$ 6,464,643	\$ 6,350,398

(A) Includes \$74.3 million of loan principal repayments held by a servicer as of December 31, 2025.

See Notes to Consolidated Financial Statements.

KKR Real Estate Finance Trust Inc. and Subsidiaries

Consolidated Statements of Income

(Amounts in thousands, except share and per share data)

	Year Ended December 31,		
	2025	2024	2023
Net Interest Income			
Interest income	\$ 435,599	\$ 564,629	\$ 640,412
Interest expense	322,961	412,913	458,802
Total net interest income	112,638	151,716	181,610
Other Income			
Revenue from real estate owned operations	16,522	22,866	8,545
Income (loss) from equity method investments	(512)	1,518	1,417
Change in net assets of consolidated variable interest entity, CMBS trust	730	—	—
Gain (loss) on sale of investments	1,192	(615)	—
Gain (loss) on foreign currency translation	1,190	—	—
Gain (loss) on foreign currency forward contracts	(1,265)	—	—
Other miscellaneous income	4,646	5,738	11,237
Total other income	22,503	29,507	21,199
Operating Expenses			
Provision for credit losses, net	119,372	80,605	175,116
Expenses from real estate owned operations	25,675	23,100	11,190
Management fees to related parties	22,677	24,533	26,171
Incentive compensation to related parties	—	—	2,491
General and administrative	18,062	18,410	18,788
Total operating expenses	185,786	146,648	233,756
Income (Loss) Before Income Taxes	(50,645)	34,575	(30,947)
Income tax expense	(156)	248	710
Net Income (Loss)	(50,489)	34,327	(31,657)
Net income (loss) attributable to noncontrolling interests	(3,438)	(1,264)	(806)
Net Income (Loss) Attributable to KKR Real Estate Finance Trust Inc. and Subsidiaries	(47,051)	35,591	(30,851)
Preferred stock dividends	21,304	21,304	21,304
Participating securities' share in earnings	1,530	1,216	1,764
Net Income (Loss) Attributable to Common Stockholders	\$ (69,885)	\$ 13,071	\$ (53,919)
Net Income (Loss) Per Share of Common Stock			
Basic and Diluted	\$ (1.05)	\$ 0.19	\$ (0.78)
Weighted Average Number of Shares of Common Stock Outstanding			
Basic and Diluted	66,807,432	69,396,890	69,180,039
Dividends Declared per Share of Common Stock	\$ 1.00	\$ 1.00	\$ 1.72

See Notes to Consolidated Financial Statements.

KKR Real Estate Finance Trust Inc. and Subsidiaries

Consolidated Statements of Changes in Equity

(Amounts in thousands, except share data)

	Series A Preferred Stock		Common Stock							
	Shares	Par Value	Shares	Par Value	Additional Paid-In Capital	Accumulated Deficit	Repurchased Stock	Total KKR Real Estate Finance Trust Inc. Stockholders' Equity	Noncontrolling Interests in Equity of Consolidated Joint Venture	Total Equity
Balance at December 31, 2022	13,110,000	\$ 131	69,095,011	\$ 691	\$ 1,808,983	\$ (141,503)	\$ (96,764)	\$ 1,571,538	\$ (102)	\$ 1,571,436
Series A preferred dividends declared, \$1.63 per share	—	—	—	—	—	(21,304)	—	(21,304)	—	(21,304)
Common dividends declared, \$1.72 per share	—	—	—	—	—	(118,948)	—	(118,948)	—	(118,948)
Participating security dividends declared, \$1.72 per share	—	—	—	—	—	(1,764)	—	(1,764)	—	(1,764)
Stock-based compensation, net	—	—	218,849	2	6,094	—	—	6,096	—	6,096
Net income (loss)	—	—	—	—	—	(30,851)	—	(30,851)	(806)	(31,657)
Contribution by noncontrolling interest	—	—	—	—	—	—	—	—	323	323
Balance at December 31, 2023	13,110,000	\$ 131	69,313,860	\$ 693	\$ 1,815,077	\$ (314,370)	\$ (96,764)	\$ 1,404,767	\$ (585)	\$ 1,404,182
Repurchase of common stock	—	—	(859,055)	(9)	—	—	(10,017)	(10,026)	—	(10,026)
Series A preferred dividends declared, \$1.63 per share	—	—	—	—	—	(21,304)	—	(21,304)	—	(21,304)
Common dividends declared, \$1.00 per share	—	—	—	—	—	(69,172)	—	(69,172)	—	(69,172)
Participating security dividends declared, \$1.00 per share	—	—	—	—	—	(1,216)	—	(1,216)	—	(1,216)
Stock-based compensation, net	—	—	258,791	2	6,388	—	—	6,390	—	6,390
Retirement of repurchased stock	—	—	—	—	(106,781)	—	106,781	—	—	—
Net income (loss)	—	—	—	—	—	35,591	—	35,591	(1,264)	34,327
Contribution by noncontrolling interest	—	—	—	—	—	—	—	—	55,698	55,698
Balance at December 31, 2024	13,110,000	\$ 131	68,713,596	\$ 686	\$ 1,714,684	\$ (370,471)	\$ —	\$ 1,345,030	\$ 53,849	\$ 1,398,879
Repurchase of common stock	—	—	(4,629,824)	(45)	—	—	(43,360)	(43,405)	—	(43,405)
Series A preferred dividends declared, \$1.63 per share	—	—	—	—	—	(21,304)	—	(21,304)	—	(21,304)
Common dividends declared, \$1.00 per share	—	—	—	—	—	(65,774)	—	(65,774)	—	(65,774)
Participating security dividends declared, \$1.00 per share	—	—	—	—	—	(1,530)	—	(1,530)	—	(1,530)
Stock-based compensation, net	—	—	283,965	3	6,581	—	—	6,584	—	6,584
Retirement of repurchased stock	—	—	—	—	(34,097)	—	34,097	—	—	—
Net income (loss)	—	—	—	—	—	(47,051)	—	(47,051)	(3,438)	(50,489)
Contribution by noncontrolling interest	—	—	—	—	—	—	—	—	2,243	2,243
Balance at December 31, 2025	13,110,000	\$ 131	64,367,737	\$ 644	\$ 1,687,168	\$ (506,130)	\$ (9,263)	\$ 1,172,550	\$ 52,654	\$ 1,225,204

See Notes to Consolidated Financial Statements.

KKR Real Estate Finance Trust Inc. and Subsidiaries

Consolidated Statements of Cash Flows

(Amounts in thousands)

	Year Ended December 31,		
	2025	2024	2023
Cash Flows From Operating Activities			
Net income (loss)	\$ (50,489)	\$ 34,327	\$ (31,657)
Adjustments to reconcile net income (loss) to net cash provided by (used in) operating activities:			
Accretion of net deferred loan fees and discounts	(16,920)	(17,197)	(23,597)
Payment-in-kind interest	(1,503)	(991)	—
Amortization of deferred debt issuance costs and discounts	14,093	14,375	26,182
Loss (income) from equity method investments	3,470	1,527	1,773
Change in net assets of consolidated variable interest entity, CMBS trust	(149)	—	—
Provision for (reversal of) credit losses, net	119,372	80,605	175,116
Depreciation and amortization	2,604	983	—
Stock-based compensation expense	7,927	8,261	8,075
Loss (gain) on sale of investment	(1,192)	615	—
Loss (gain) on foreign currency translation	(1,190)	—	—
Loss (gain) on foreign currency forward contract	1,265	—	—
Changes in operating assets and liabilities:			
Assets related to real estate owned, held for sale, net of liabilities	1,048	1,561	—
Accrued interest receivable, net	3,555	12,178	(1,998)
Other assets	176	(796)	244
Accrued interest payable	(7,047)	(268)	2,350
Due to related parties	588	(604)	(154)
Accounts payable, accrued expenses and other liabilities	(3,325)	(2,013)	(619)
Net cash provided by (used in) operating activities	72,283	132,563	155,715
Cash Flows From Investing Activities			
Proceeds from principal repayments and sale of commercial real estate loans	1,420,100	1,426,422	691,346
Origination of commercial real estate loans	(1,127,476)	(298,247)	(677,287)
Capital expenditures on real estate owned	(5,582)	(8,106)	(1,860)
Payment to acquire real estate owned	(10,651)	(363)	—
Net proceeds on sale of real estate owned, held for investment	5,866	—	—
Net proceeds (payment) on sale of real estate owned, held for sale	24,395	(1,092)	—
Contributions to equity method investment, real estate asset	(18,767)	(1,750)	—
Contributions to equity method investment, unconsolidated entity	(14,573)	—	—
Purchases of commercial mortgage-backed securities	(9,021)	—	—
Payment to acquire equity method investment, real estate asset	—	(627)	—
Net cash assumed from investment in real estate owned and related joint venture	—	—	1,288
Net cash provided by (used in) investing activities	264,291	1,116,237	13,487
Cash Flows From Financing Activities			
Proceeds from borrowings under secured financing agreements	1,717,335	601,861	811,119
Proceeds from issuance of secured term loan	310,765	—	—
Proceeds from noncontrolling interest contributions	2,243	1,367	323
Principal repayments on borrowings under secured financing agreements	(1,655,189)	(1,594,531)	(791,254)
Principal repayments on borrowings under collateralized loan obligations	(567,852)	(176,519)	—
Principal repayments on borrowings under secured term loan	(4,625)	—	—
Principal repayments on borrowings under convertible notes	—	—	(143,750)
Payments of debt and collateralized debt obligation issuance costs	(25,547)	(7,744)	(5,811)
Payments of common stock dividends	(66,860)	(81,799)	(118,854)
Payments of preferred stock dividends	(21,304)	(21,304)	(21,304)
Payments to reacquire common stock	(43,405)	(10,026)	—
Tax withholding on stock-based compensation	(1,344)	(1,871)	(1,979)

	Year Ended December 31,		
	2025	2024	2023
Net cash provided by (used in) financing activities	(355,783)	(1,290,566)	(271,510)
Net Increase (Decrease) in Cash, Cash Equivalents and Restricted Cash	(19,209)	(41,766)	(102,308)
Cash, Cash Equivalents and Restricted Cash at Beginning of Period	106,547	148,313	250,621
Cash, Cash Equivalents and Restricted Cash at End of Period	\$ 87,338	\$ 106,547	\$ 148,313
Reconciliation of cash, cash equivalents and restricted cash			
Cash and cash equivalents	\$ 84,617	\$ 104,933	\$ 135,898
Restricted cash	2,721	1,614	12,415
Total cash, cash equivalents and restricted cash shown in the Consolidated Statements of Cash Flows	\$ 87,338	\$ 106,547	\$ 148,313
Supplemental Disclosure of Cash Flow Information			
Cash paid during the period for interest	\$ 315,915	\$ 398,805	\$ 430,275
Cash paid during the period for income taxes	—	371	296
Supplemental Schedule of Non-Cash Investing and Financing Activities			
Dividend declared, not yet paid	\$ 16,092	\$ 17,178	\$ 29,805
Loan principal payments held by servicer	74,279	—	—
Deferred financing costs, not yet paid	934	—	—
Acquisition of real estate owned	164,900	175,000	76,461
Acquisition of other assets related to real estate owned	1,385	240	24,556
Assumption of other liabilities related to real estate owned	(2,081)	807	15,883
Transfer of senior loans to real estate owned	162,865	120,052	86,422
Consolidation of variable interest entities (incremental assets and liabilities)	482,974	—	—
Noncontrolling interest contribution to real estate owned	—	54,331	—
Transfer of senior loan to equity method investment, real estate asset	—	82,008	—
Sale of real estate owned, held for sale, net of closing costs	—	28,948	—
Seller financing provided on sale of real estate owned, held for sale, net	—	30,040	—
Modifications accounted for as repayments and new loans, net of write-offs	—	55,051	199,439

See Notes to Consolidated Financial Statements.

KKR Real Estate Finance Trust Inc.
Notes to Consolidated Financial Statements
(amount in tables in thousands, except per share amounts)

Note 1. Business and Organization

KKR Real Estate Finance Trust Inc. (together with its consolidated subsidiaries, referred to throughout this report as the "Company" or "KREF") is a Maryland corporation that was formed and commenced operations on October 2, 2014 as a mortgage real estate investment trust ("REIT") that focuses primarily on originating and acquiring transitional senior loans secured by commercial real estate ("CRE") assets.

KREF has elected and intends to maintain its qualification to be taxed as a REIT under the requirements of the Internal Revenue Code of 1986, as amended (the "Internal Revenue Code"), for U.S. federal income tax purposes. As such, KREF will generally not be subject to U.S. federal income tax on that portion of its income that it distributes to stockholders if it distributes at least 90% of its REIT taxable income, determined without regard to the deduction for dividends paid and excluding any net capital gains. See Note 18 regarding taxes applicable to KREF.

KREF is externally managed by KKR Real Estate Finance Manager LLC ("Manager"), an indirect subsidiary of KKR & Co. Inc. (together with its subsidiaries, "KKR"), through a management agreement ("Management Agreement") pursuant to which the Manager provides a management team and other professionals who are responsible for implementing KREF's business strategy, subject to the supervision of KREF's board of directors. For its services, the Manager is entitled to management fees and incentive compensation, both defined in, and in accordance with the terms of, the Management Agreement (Note 16).

As of December 31, 2025, KKR beneficially owned 10,000,001 shares, or 15.5% of KREF's outstanding common stock.

KREF's principal business activities are related to the origination and purchase of credit investments related to commercial real estate. KREF's Chief Executive Officer is the Chief Operating Decision Maker ("CODM") who allocates resources and assesses financial performance. The CODM reviews net income (loss) attributable to KREF and assesses the performance of KREF's current portfolio of leveraged and unleveraged commercial real estate loans and makes operating decisions accordingly. As a result, KREF conducts its business as a single operating segment. All expense categories on the Consolidated Statements of Operations are significant and there are no other significant segment expenses that would require disclosure.

KKR Real Estate Finance Trust Inc.
Notes to Consolidated Financial Statements
(amount in tables in thousands, except per share amounts)

Note 2. Summary of Significant Accounting Policies

Basis of Presentation — The accompanying consolidated financial statements and related notes of KREF are prepared in accordance with accounting principles generally accepted in the United States of America ("GAAP"). The consolidated financial statements include the accounts of KREF and its consolidated subsidiaries, and all intercompany transactions and balances have been eliminated. In the opinion of management, all adjustments considered necessary for a fair presentation of KREF's financial position, results of operations and cash flows have been included and are of a normal and recurring nature.

Use of Estimates — The preparation of consolidated financial statements in conformity with GAAP requires management to make estimates and assumptions that affect the reported amounts of assets and liabilities, the disclosure of contingent assets and liabilities at the date of the consolidated financial statements and the reported amounts of revenue and expenses during the reporting period. Such estimates include, but are not limited to, the determination of allowance for credit loss, asset impairment or loan write-off, and fair value recorded or disclosed. Actual results could materially differ from those estimates.

Consolidation — KREF consolidates those entities that (i) it controls through either majority ownership or voting rights or (ii) management determines that KREF is the primary beneficiary of entities deemed to be variable interest entities ("VIEs").

Variable Interest Entities — VIEs are entities (i) in which equity investors do not have an interest with the characteristics of a controlling financial interest, (ii) that do not have sufficient equity at risk for the entity to finance its activities without additional subordinated financial support from other parties or (iii) established with non-substantive voting rights. A VIE is required to be consolidated only by its primary beneficiary, which is defined as the party that has the power to direct the activities of the VIE that most significantly impact the VIE's economic performance and that has the obligation to absorb losses of, or the right to receive benefits from, the VIE that could be potentially significant to the VIE (Note 11).

To assess whether KREF has the power to direct the activities of a VIE that most significantly impact the VIE's economic performance, KREF considers all the facts and circumstances, including its role in establishing the VIE and its ongoing rights and responsibilities. This assessment includes, first, identifying the activities that most significantly impact the VIE's economic performance; and second, identifying which party, if any, has power to direct those activities. To assess whether KREF has the obligation to absorb losses of, or the right to receive benefits from, the VIE that could potentially be significant to the VIE, KREF considers all of its economic interests and applies judgment in determining whether these interests, in the aggregate, are considered potentially significant to the VIE.

Commercial Mortgage-Backed Securities — KREF consolidates trusts that issue beneficial ownership interests in commercial real estate loans (commonly referred to as commercial mortgage-backed securities, or "CMBS") when management determines that such trusts are VIEs and that KREF is the primary beneficiary of such VIEs.

Management believes that the performance of the commercial real estate loans underlying CMBS issuances most significantly impact the economic performance of such trusts, and the primary beneficiary is generally the party that has the power to direct activities that most significantly affect those assets' performance. The subordinated tranches with first loss risk typically form the controlling class, which grants the holder the unilateral right to appoint and remove the special servicer of these trusts. The special servicer plays a critical role in mitigating credit losses by managing delinquent loans.

KREF holds non-investment grade and unrated subordinate tranches, including the controlling class, in the CMBS trust it consolidates. These tranches expose KREF to first loss risk and entitle it to potential residual returns. As the controlling class holder, KREF has the unilateral right to appoint and remove the special servicer and management has concluded that KREF is the primary beneficiary and therefore, consolidates these CMBS trusts. All assets and liabilities of the consolidated CMBS trusts are recorded on KREF's consolidated financial statements. The difference between the consolidated trusts' assets and liabilities represents KREF's interest in the CMBS trusts.

Assets of a consolidated CMBS trust can only be used to settle the obligations of that trust. These assets are not individually accessible to the CMBS bondholders, and the trust's liabilities are non-recourse to KREF or any other bondholders. The assets of the consolidated trust, primarily commercial mortgage loans and related interest accruals, are presented within "Consolidated variable interest entity assets, CMBS trust, at fair value", and the liabilities of the consolidated trust, primarily obligations to the external CMBS holders and related interest accruals, are presented within "Consolidated variable interest entity liabilities, CMBS trust, at fair value" on the Consolidated Balance Sheets.

KKR Real Estate Finance Trust Inc.
Notes to Consolidated Financial Statements
(amount in tables in thousands, except per share amounts)

KREF elected the fair value option for the initial and subsequent recognition of the assets and liabilities of the consolidated CMBS trust. This approach provides users of the financial statements with more relevant information about the effects of credit risk and other market factors on KREF's investment in CMBS. Since changes in fair value incorporate the interest income and expense of the CMBS trust, management does not consider the separate presentation of the components of fair value changes to be relevant. Management has elected to present these components in aggregate within "Change in net assets of consolidated variable interest entity, CMBS trust" in the Consolidated Statements of Income.

Collateralized Loan Obligations — KREF consolidates collateralized loan obligations ("CLOs") when it determines that the CLO issuers are VIEs and that KREF is the primary beneficiary of such VIEs.

The collateral assets of KREF's CLOs, comprised of a pool of loan participations, are included in "Commercial real estate loans, held-for-investment, net" on the Consolidated Balance Sheets. The liabilities of KREF's consolidated CLOs consist solely of obligations to the senior CLO noteholders, excluding subordinated CLO tranches held by KREF as such interests are eliminated in consolidation, and are presented in "Collateralized loan obligations, net" on the Consolidated Balance Sheets. The collateral assets of the CLOs can only be used to settle the obligations of the consolidated CLOs. The interest income from the CLOs' collateral assets and the interest expense on the CLOs' liabilities are presented on a gross basis in "Interest income" and "Interest expense", respectively, in KREF's Consolidated Statements of Income.

Real Estate Owned Joint Venture — KREF has two joint ventures that hold the majority of KREF's investments in real estate owned ("REO") and determined the joint ventures to be VIEs (Note 11). KREF owns a majority of the equity interests in the joint ventures and participates in the profits and losses. Management concluded that KREF is the primary beneficiary of the joint ventures as KREF holds decision-making power over the activities that most significantly impact the economic performance and has the obligation to absorb losses or the right to receive benefits that could be potentially significant to the joint ventures.

Noncontrolling Interests — Noncontrolling interests represent the ownership interests in certain consolidated subsidiaries held by entities or persons other than KREF. These noncontrolling interests do not include redemption features and are presented as "Noncontrolling interests in equity of consolidated joint ventures" on the Consolidated Balance Sheets.

Equity Method Investments — Investments are accounted for under the equity method when KREF has significant influence over the operations of an investee but does not consolidate that investment. Equity method investments, for which management has not elected a fair value option, are initially recorded at cost and subsequently adjusted for KREF's share of net income or loss and cash contributions and distributions each period.

KREF classifies distributions received from equity method investees using the cumulative earnings approach. Distributions received up to the cumulative earnings from each equity method investee are considered returns on investment and presented within "Cash Flows from Operating Activities" in the Consolidated Statements of Cash Flows; excess distributions received are considered returns of investment and presented within "Cash Flows From Investing Activities" in the Consolidated Statements of Cash Flows.

Fair Value — GAAP requires the categorization of the fair value of financial instruments into three broad levels that form a hierarchy based on the transparency of inputs to the valuation.

Level 1 — Inputs are unadjusted, quoted prices in active markets for identical assets or liabilities at the measurement date.

Level 2 — Inputs are other than quoted prices that are observable for the asset or liability, either directly or indirectly. Level 2 inputs include quoted prices for similar instruments in active markets, and inputs other than quoted prices that are observable for the asset or liability.

Level 3 — Inputs are unobservable for the asset or liability, and include situations where there is little, if any, market activity for the asset or liability.

KREF follows this hierarchy for its financial instruments. The classifications are based on the lowest level of input that is significant to the fair value measurement.

KKR Real Estate Finance Trust Inc.
Notes to Consolidated Financial Statements
(amount in tables in thousands, except per share amounts)

Valuation Process — The Manager reviews the valuation of Level 3 financial instruments as part of KKR's quarterly process. KKR's valuation process for Level 3 measurements, as described below, subjected valuations to the review and oversight of various committees. KKR has a global valuation committee assisted by the asset class-specific valuation committees, including a real estate valuation committee that reviews and approves all preliminary Level 3 valuations for real estate assets, including the financial instruments held by KREF. The global valuation committee is responsible for coordinating and implementing KKR's valuation process to ensure consistency in the application of valuation principles across portfolio investments and between periods. All Level 3 valuations are also subject to approval by the global valuation committee.

Valuation of Commercial Real Estate Loans — Management considers KREF's commercial real estate loans to be Level 3 assets in the fair value hierarchy as such assets are illiquid, structured investments that are specific to the sponsor, underlying property and its operating performance (Note 17). For financial statement disclosure purposes, on a quarterly basis, management generally engages an independent valuation firm to estimate the fair value of each loan categorized as a Level 3 asset. These loans are generally valued using a discounted cash flow model based on assumptions regarding the collection of principal and interest and estimated market rates. Management reviews the quarterly loan valuation estimates provided by the independent valuation firm. For collateral dependent loans, KREF may apply alternative valuation methods based on the fair value of the underlying collateral. Determination of collateral value involves significant judgment, including assumptions regarding capitalization rates, discount rates, leasing, occupancy rates, and other factors.

Valuation of Variable Interest Entity, CMBS Trust — Management classifies the financial assets and liabilities of consolidated CMBS trusts as Level 3 within the fair value hierarchy and has elected the fair value option for these financial instruments within the trusts. KREF has adopted the measurement alternative under Accounting Standards Codification ("ASC") Topic 810, which permits measurement of both the financial assets and liabilities of consolidated CMBS trusts based on the fair value of the financial liabilities, as these are considered more observable than the fair value of the related assets. Accordingly, KREF presents the CMBS issued by the consolidated trusts, excluding any portion retained by KREF, as financial liabilities measured at fair value in its consolidated financial statements. The financial assets of these consolidated CMBS trusts are measured as the aggregated fair value of the liabilities of these trusts, including those held by KREF. Under this approach, "Change in net assets of consolidated variable interest entity, CMBS trust" in the Consolidated Statements of Income reflects KREF's economic interest in the consolidated CMBS trusts, including (i) change in fair value of CMBS held by KREF, (ii) interest and servicing fees income earned from the CMBS trusts, and (iii) any other residual returns or losses attributable to KREF (Note 8).

Valuation of CLO Consolidated VIEs — Management estimates the fair value of the CLO liabilities using prices obtained from an independent valuation firm. If prices received from the independent valuation firm are inconsistent with values determined in connection with management's independent review, management makes inquiries to the independent valuation firm about the prices received and related methods. In the event management determines the price obtained from an independent valuation firm to be unreliable or an inaccurate representation of the fair value of the CLO liabilities (based on considerations given to observable market data), management then compiles evidence independently and presents the independent valuation firm with such evidence supporting a different value. As a result, the independent valuation firm may revise their price after evaluating any additional evidence.

However, if management continues to disagree with the price from the independent valuation firm, in light of evidence that management compiled independently and believes to be compelling, valuations are then prepared using inputs based on non-binding broker quotes obtained from independent, well-known, major financial brokers that are CLO market makers. In validating any non-binding broker quote used in this circumstance, management compares the non-binding quote to the observable market data points in addition to understanding the valuation methodologies used by the market makers. These market participants may utilize a similar methodology as the independent valuation firm to value the CLO liabilities, with the key input of expected yield determined independently based on both observable and unobservable factors. To avoid reliance on any single broker-dealer, management receives a minimum of two non-binding quotes, of which the average is used.

Valuation of Derivative Financial Instruments — Management estimates the fair value of the foreign currency contracts by comparing the contractual forward exchange rate to the current market exchange rate and using prices obtained from an independent valuation firm. The current market exchange rates are determined by using market spot rates, forward rates and interest rate curve of the underlying currency. KREF's foreign currency contracts in the fair value hierarchy are classified as Level II. Changes in the fair value of derivative financial instruments are recorded within "Gain (loss) on foreign currency forward contracts" in the Consolidated Statements of Income.

KKR Real Estate Finance Trust Inc.
Notes to Consolidated Financial Statements
(amount in tables in thousands, except per share amounts)

Other Valuation Matters — For Level 3 financial assets originated, or otherwise acquired, and financial liabilities assumed during the current calendar quarter that were conducted in an orderly transaction with an unrelated party, management generally believes that the transaction price provides the most observable indication of fair value given the illiquid nature of these financial instruments, unless management is aware of any circumstances that may cause a material change in the fair value through the remainder of the reporting period. For instance, significant changes to the underlying property or its planned operations may cause material changes in the fair value of commercial real estate loans acquired, or originated, by KREF.

KREF's determination of fair value is based upon the best information available for a given circumstance and may incorporate assumptions that are management's best estimates after consideration of a variety of internal and external factors. When an independent valuation firm expresses an opinion on the fair value of a financial instrument in the form of a range, management selects a value within the range provided by the independent valuation firm, generally the midpoint, to assess the reasonableness of management's estimated fair value for that financial instrument.

Refer to Note 17 for additional information regarding the valuation of KREF's financial assets and liabilities.

Transfer of Financial Assets and Financing Agreements — KREF will, from time to time, transfer loans, securities and other assets as well as finance assets in the form of secured borrowings. In each case, management evaluates whether the transaction constitutes a sale through legal isolation of the transferred financial asset from KREF, the ability of the transferee to pledge or exchange the transferred asset without constraint and the transfer of control of the transferred asset. For transfers that constitute sales, KREF (i) recognizes the financial assets it retains and liabilities it has incurred, if any, (ii) derecognizes the financial assets it has sold, and derecognizes liabilities when extinguished and (iii) recognizes a realized gain, or loss, based upon the excess, or deficient, proceeds received over the carrying value of the transferred asset. KREF does not recognize a gain, or loss, on interests retained, if any, where management elected the fair value option prior to sale.

Balance Sheet Measurement

Cash and Cash Equivalents and Restricted Cash — KREF considers cash equivalents as highly liquid short-term investments with maturities of 90 days or less when purchased. KREF maintains its cash deposits with major financial institutions. Substantially all such amounts on deposit exceed insured limits.

Commercial Real Estate Loans Held-For-Investment and Allowance for Credit Losses — KREF recognizes its investments in commercial real estate loans based on management's intent, and KREF's ability, to hold those investments through their contractual maturity. Management classifies those loans that management does not intend to sell in the foreseeable future, and KREF is able to hold until maturity, as held-for-investment. Loans that are held-for-investment are carried at their aggregate outstanding principal, net of applicable (i) unamortized origination or acquisition premiums and discounts, (ii) unamortized deferred nonrefundable fees and other direct loan origination costs, and (iii) allowance for credit losses, net of write-offs of uncollectible loans. If a loan is determined to be uncollectible, management writes off the uncollectible portion of the loan balance through a charge to "Allowance for credit losses" and the respective loan balance. KREF applies the interest method to amortize origination or acquisition premiums and discounts and deferred nonrefundable fees or other direct loan origination costs, or on a straight-line basis when it approximates the interest method. Loans for which management elects the fair value option at the time of origination, or acquisition, are carried at fair value on a recurring basis.

KREF recognizes and measures the allowance for credit losses under the Current Expected Credit Loss ("CECL") model, which requires a reporting entity to estimate expected credit losses, not only based on historical experience and current conditions, but also by including reasonable and supportable forecasts incorporating forward-looking information. The measurement of expected credit losses under CECL is applicable to financial assets measured at amortized cost, and off-balance sheet credit exposures such as unfunded loan commitments. The allowance for credit losses is deducted from the respective loans' amortized cost basis on KREF's Consolidated Balance Sheets. The allowance for credit losses attributed to unfunded loan commitments is included in "Other liabilities" on the Consolidated Balance Sheets (Note 9).

Commencing in the second quarter of 2024, KREF estimated CECL reserves using the Weighted-Average Remaining Maturity, or the WARM method, which has been identified as a loss-rate method for estimating CECL reserves under GAAP. Under the WARM method, KREF references historical loan loss data across a comparable data set and applies such loss rate to each loan over its expected remaining term, taking into consideration expected economic conditions over the relevant timeframe.

KKR Real Estate Finance Trust Inc.
Notes to Consolidated Financial Statements
(amount in tables in thousands, except per share amounts)

To arrive at a CECL reserve using the WARM method, KREF considers various factors including (i) historical loss experience in the commercial real estate lending market, (ii) timing of expected repayments and expected loan future funding, and (iii) KREF's view of the current and future macroeconomic environment for a reasonable and supportable forecast period. KREF derives a historical loss rate predominately based on a CMBS database with historical losses since 1998 provided by a third party. KREF focuses on the most relevant subset of CMBS data that is determined to be the most comparable to its own portfolio. The historical loss rate is further adjusted to consider expected macroeconomic conditions, such as commercial real estate price indices, unemployment rates and market liquidity, over reasonable and supportable forecast periods. There is significant uncertainty related to future macroeconomic conditions. Therefore, KREF also considers other loan specific credit quality factors such as the risk rating of the loan, a near-term maturity, nature of construction loans, and economic conditions specific to the property type of the underlying collateral.

For collateral dependent loans for which KREF determines foreclosure of the collateral is probable, KREF measures the expected losses based on the difference between the fair value of the collateral and the amortized cost basis of the loan as of the measurement date. For collateral dependent loans for which KREF determines foreclosure is not probable, KREF applies a practical expedient to estimate expected losses using the difference between the collateral's fair value (less costs to sell the asset if repayment is expected through the sale of the collateral) and the amortized cost basis of the loan. A loan is determined to be collateral dependent if (i) a borrower or sponsor is experiencing financial difficulty, and (ii) the loan is expected to be substantially repaid through the sale of the underlying collateral. Such determination requires the use of significant judgment and can be based on several factors subject to uncertainty. Considerations used in determination of financial difficulty may include, but are not limited to, whether the borrower's operating cash flow is sufficient to cover the current and future debt service requirements, the borrower's ability to refinance the loan, market liquidity and other circumstances that can affect the borrower's ability to satisfy its contractual obligations under the loan agreement.

KREF may adopt other acceptable alternative approaches to estimate the CECL reserve in the future based on factors such as, but not limited to, the type of loan, the underlying collateral and the availability of relevant historical market loan loss data.

Commercial Real Estate Loans, Held-For-Sale — Loans that KREF originates or acquires, which KREF is unable to hold, or management intends to sell or otherwise dispose of, in the foreseeable future are classified as held-for-sale and are carried at the lower of amortized cost or fair market value.

Real Estate Owned — To maximize recovery from a defaulted loan, KREF may assume legal title or physical possession of the underlying collateral through foreclosure or the execution of a deed in lieu of foreclosure. Foreclosed properties are initially recognized at fair value in accordance with ASC 805 on KREF's Consolidated Balance Sheets as "Real Estate Owned" when KREF assumes legal title or physical possession. KREF's cost basis in REO equals the estimated fair value on the acquisition date. The value of acquired REO is allocated based on the relative fair values of assets acquired and liabilities assumed, including, but not limited to, land, building, furniture and fixtures, and intangibles.

REO assets held for investment, except for land, are depreciated or amortized using the straight-line method over estimated useful lives of up to 40 years for buildings, up to 15 years for land and building improvements, and the remaining lease terms for lease intangibles. Renovations and/or replacements that improve or extend the life of the REO asset are capitalized and depreciated over their estimated useful lives. The cost of ordinary repairs and maintenance are expensed as incurred.

REO assets are classified as held for sale in the period when they meet the criteria under ASC 360. Once a REO is classified as held for sale, depreciation is suspended and the asset is reported at the lower of its carrying value or fair value less cost to sell. The actual sales price of the REO could differ from the estimated fair value. If circumstances arise that were previously considered unlikely and, as a result, KREF decides not to sell the real estate asset previously classified as held for sale, the real estate asset is reclassified as held for investment. Upon reclassification, the real estate asset is measured at the lower of (i) its carrying amount prior to classification as held for sale, adjusted for depreciation expense that would have been recognized had the real estate been classified as held for investment, and (ii) its estimated fair value at the time of reclassification.

REO assets are evaluated for impairment on a quarterly basis. KREF considers the following factors when performing the impairment analysis: (i) significant underperformance relative to anticipated operating results; (ii) significant negative industry and economic outlook or trends; (iii) expected material costs necessary to extend the life or operate the REO asset; and (iv) KREF's ability to hold and dispose of the REO asset in the ordinary course of business. A REO asset is considered for impairment when the sum of estimated future undiscounted cash flows to be generated by the REO asset over the estimated remaining holding period is less than the carrying value of such REO asset. An impairment charge is recorded when the

KKR Real Estate Finance Trust Inc.
Notes to Consolidated Financial Statements
(amount in tables in thousands, except per share amounts)

carrying value of the REO exceeds the fair value. When determining the fair value of a REO asset, KREF makes certain assumptions including, but not limited to, projected operating cash flows, comparable selling prices and projected cash flows from the eventual disposition of the REO asset.

For all REO assets (Note 4), KREF may opportunistically transact as suitable opportunities emerge.

Secured Financing Agreements, Net — KREF's secured financing agreements, including uncommitted repurchase facilities, term lending agreements, warehouse facility, asset specific financings and term loan facility, are treated as floating-rate collateralized financing arrangements carried at their contractual amounts, net of unamortized debt issuance costs (Note 5). Included within KREF's secured financing agreements is KREF's corporate revolving credit agreement ("Revolver"), which is full recourse to certain guarantor wholly-owned subsidiaries of KREF.

Secured Term Loan, Net — KREF records its secured term loan at its contractual amount, net of unamortized original issuance discount and deferred financing costs (Note 7) on its Consolidated Balance Sheets. Any original issuance discount or deferred financing costs are amortized through the maturity date of the secured term loan as additional non-cash interest expense.

Dividends Payable — KREF records dividends payable on its common stock and preferred stock upon declaration of such dividends. In December 2025, KREF's board of directors declared a dividend of \$0.25 per share of common stock to stockholders of record as of December 31, 2025, which was accrued in "Dividends payable" on KREF's Consolidated Balance Sheets as of December 31, 2025 and was subsequently paid on January 15, 2026. In October 2025, KREF's board of directors declared a dividend of \$0.41 per each issued and outstanding share of the Company's 6.50% Series A Cumulative Redeemable Preferred Stock, which represents an annual dividend of \$1.625 per share. The dividend was paid on December 15, 2025 to KREF's preferred stockholders of record as of November 28, 2025.

Derivative Financial Instruments — KREF records derivative financial instruments at fair value on a gross basis in either "Other assets" or "Other liabilities" on the Consolidated Balance Sheets. Derivative financial instruments that are designated as hedges have changes in fair value recorded in other comprehensive income within stockholders' equity, and subsequently reclassified into earnings when the item being hedged impacts earnings. As of December 31, 2025, KREF has not designated any derivative financial instruments as hedges; accordingly changes in fair value are recognized in the Consolidated Statements of Income.

Repurchased Stock — KREF accounts for repurchases of its common stock based on the settlement date and presents repurchased stock in "Repurchased stock" on its Consolidated Balance Sheets (Note 12). Payments for stock repurchases that are not yet settled as of the reporting date are presented within "Other assets" on the Consolidated Balance Sheets. Retirement of repurchased stock is recorded as an offset to "Additional paid-in capital" on the Consolidated Balance Sheets. As of December 31, 2025, repurchased shares that were not retired were recorded as "Repurchased stock" on the Consolidated Balance Sheets.

Income Recognition

Interest Income — KREF accrues interest income on loans based on the outstanding principal amount and contractual terms of the loan. Interest income also includes origination fees, direct loan origination costs and related exit fees for loans that KREF originates, but where management did not elect the fair value option, as a yield adjustment using the interest method over the loan term, or on a straight line basis when it approximates the interest method. KREF expenses origination fees and direct loan origination costs for loans acquired, but not originated, by KREF as well as loans for which management elected the fair value option, as incurred.

Revenue from Real Estate Owned Operations — Revenue from REO operations is primarily comprised of rental income, including base rent and reimbursements of property operating expenses. For leases that have fixed and measurable base rent escalations, KREF recognizes base rent on a straight-line basis over the non-cancelable lease terms. The difference between such rental income earned and the cash rent amount is recorded as straight-line rent receivable and presented within "Other assets" on the Consolidated Balance Sheets. Reimbursement of property operating expenses arises from tenant leases which provide for the recovery of certain operating expenses and real estate taxes of the respective property. This revenue is accrued in the same periods as the expenses are incurred. Rental income is presented within "Revenue from real estate owned operations" in the Consolidated Statements of Income.

KKR Real Estate Finance Trust Inc.
Notes to Consolidated Financial Statements
(amount in tables in thousands, except per share amounts)

Other Income — KREF recognizes interest income earned on its cash balances and miscellaneous fee income in “Other miscellaneous income” on its Consolidated Statements of Income.

Gain (Loss) on Sale of Investments — KREF recognizes the excess, or deficiency, of net proceeds received less the net carrying value of investments sold, as gains or losses, respectively.

Expense Recognition

Commercial Real Estate Loans, Held-For-Investment — For each loan in KREF's portfolio, management performs an evaluation, at least quarterly, of credit quality indicators of loans classified as held-for-investment using applicable loan, property, market and sponsor information obtained from borrowers, loan servicers and local market participants. Such indicators may include the net present value of the underlying collateral, property operating cash flows, the sponsor's financial wherewithal and competency in managing the property, macroeconomic trends, and property submarket—specific economic factors. The evaluation of these credit quality indicators requires significant judgment by management to determine whether failure to collect contractual amounts is probable.

If management deems that it is probable that KREF will be unable to collect all amounts owed according to the contractual terms of a loan, deterioration in credit quality of that loan is indicated. Management evaluates all available facts and circumstances that might impact KREF's ability to collect outstanding loan balances when determining loan write-offs. These facts and circumstances may vary and may include, but are not limited to, (i) the underlying collateral performance and/or value, (ii) communications with the borrower, (iii) compliance with debt covenants, (iv) events of default by the borrower, or (v) other facts that impact the borrower's ability to pay the contractual amounts due under the terms of the loan.

If management considers a loan to be uncollectible, management writes off the loan through a charge to "Allowance for credit losses" based on the present value of expected future cash flows discounted at the loan's contractual effective rate or the fair value of the collateral, if repayment is expected solely from the collateral. Significant judgment is required in determining collectability and in estimating the resulting credit loss, and actual losses, if any, could materially differ from those estimates.

Loans are placed on nonaccrual status when principal or interest is 90 days or more past due unless the loan is both well secured and in the process of collection, or when repayment of interest and principal is, in management's judgment, in doubt. Interest received on loans placed on nonaccrual status may be accounted for under the cost-recovery method under certain circumstances, whereby interest collected on a loan is a reduction to its amortized cost. Management may return a loan to accrual status when repayment of principal and interest is reasonably assured.

In certain circumstances, KREF may also modify terms of a loan agreement to accommodate a borrower experiencing financial difficulty. Such modifications typically include interest rate reductions, payment extension and modification of loan covenants.

In conjunction with reviewing commercial real estate loans held-for-investment for impairment, KREF assesses the risk factors of each loan, and assigns a risk rating based on a variety of factors, including, without limitation, underlying real estate performance, values of comparable properties, durability and quality of property cash flows, sponsor experience and financial wherewithal, and the existence of a risk-mitigating loan structure. Additional key considerations include debt service coverage ratios, loan structure, real estate and credit market dynamics, and risk of default or principal loss. Based on a five-point scale, KREF's loans are rated "1" through "5," from less risk to greater risk, which ratings are defined as follows: 1 (Very Low Risk); 2 (Low Risk); 3 (Medium Risk); 4 (High Risk/Potential for Loss); and 5 (Impaired/Loss Likely).

Commercial Real Estate Loans, Held-For-Sale — For commercial real estate loans held-for-sale, KREF applies the lower of cost or fair market value, and may be required, from time to time, to record an impairment.

Accrued Interest Receivables — KREF elected not to measure an allowance for credit losses for accrued interest receivables. KREF generally writes off an accrued interest receivable balance when interest is 90 days or more past due unless the loan is both well secured and in the process of collection. Write-offs of accrued interest receivable are recognized as "Provision for (reversal of) credit losses, net" in the Consolidated Statements of Income.

Tenant Receivables — KREF periodically reviews its REO tenant receivables for collectability, taking into consideration changes in factors such as the tenant's payment history, the financial condition of the tenant, business conditions in the industry in which the tenant operates and economic conditions in the area where the property is located. Tenant receivables, including

KKR Real Estate Finance Trust Inc.
Notes to Consolidated Financial Statements
(amount in tables in thousands, except per share amounts)

receivables arising from the straight-lining of rents, are written-off directly when management deems that the collectability of substantially all future lease payments from a specified lease is not probable, at which point, KREF will begin recognizing revenue on a cash basis, based on actual amounts received (Note 4). Any receivables that are deemed to be uncollectible are recognized as a reduction to "Revenue from real estate owned operations" in the Consolidated Statements of Income.

Interest Expense — KREF expenses contractual interest due in accordance with KREF's financing agreements as incurred.

Deferred Debt Issuance Costs — KREF capitalizes and amortizes deferred financing costs incurred in connection with financing arrangements over their respective expected term using the interest method, or on a straight line basis when it approximates the interest method. KREF presents such expensed amounts, as well as deferred amounts written off, as additional interest expense in its Consolidated Statements of Income.

General and Administrative Expenses — KREF expenses general and administrative costs, including legal and audit fees, insurance premiums, and other costs as incurred.

Management and Incentive Compensation to Related Parties — KREF expenses management fees and incentive compensation earned by the Manager on a quarterly basis in accordance with the Management Agreement (Note 16).

Income Taxes — Certain activities of KREF are conducted through joint ventures that are formed as limited liability companies, taxed as partnerships, and consolidated by KREF. Some of these joint ventures are subject to state and local income taxes, based on the tax jurisdictions in which they operate. In addition, certain activities of KREF are conducted through taxable REIT subsidiaries consolidated by KREF. Taxable REIT subsidiaries are subject to federal, state and local income taxes (Note 18).

As of December 31, 2025 and December 31, 2024, KREF did not have any material deferred tax assets or liabilities arising from future tax consequences attributable to differences between the carrying amounts of existing assets and liabilities in accordance with GAAP and their respective tax bases.

KREF recognizes tax benefits for uncertain tax positions only if it is more likely than not that the position is sustainable based on its technical merits. Interest and penalties on uncertain tax positions are included as a component of the provision for income taxes in KREF's Consolidated Statements of Income. As of December 31, 2025, KREF did not have any material uncertain tax positions.

Foreign Currency

In the ordinary course of operations, KREF engages in transactions that are denominated in currencies other than the U.S. dollar. The resulting foreign currency transaction gains and losses are recognized in "Gain (loss) on foreign currency translation" within the Consolidated Statements of Income. KREF also consolidates certain subsidiaries whose functional currency is not the U.S. dollar. For these entities, assets and liabilities are translated into U.S. dollars using exchange rates in effect as of the reporting date, while revenues, expenses, and other components of income are translated using average exchange rates for the applicable reporting period.

Stock-Based Compensation

KREF's stock-based compensation consists of awards issued to employees of the Manager or its affiliates that vest over the life of the awards, as well as restricted stock units issued to certain members of KREF's board of directors. KREF recognizes the compensation cost of stock-based awards to its directors and employees of the Manager or its affiliates on a straight-line basis over the awards' term at their grant date fair value. Certain stock-based awards are entitled to nonforfeitable dividends, at the same rate as those declared on the common stock, during the vesting period. Such nonforfeitable dividends are deducted from "Retained earnings (Accumulated deficit)" in the consolidated financial statements. KREF accounts for forfeitures as they occur. Refer to Note 13 for additional information.

Earnings per Share

KREF calculates basic earnings per share ("EPS") using the two-class method, which defines unvested share-based payment awards that contain nonforfeitable rights to dividends as participating securities. The two-class method is an allocation formula that determines earnings per share for each share of common stock and participating securities according to dividends declared and participation rights in undistributed earnings. Under this method, all earnings (distributed and undistributed) are allocated to

KKR Real Estate Finance Trust Inc.
Notes to Consolidated Financial Statements
(amount in tables in thousands, except per share amounts)

common shares and participating securities based on their respective rights. Basic EPS is calculated by dividing net income (loss) attributable to common stockholders by the weighted average number of common stock outstanding for the period.

KREF presents diluted EPS under the more dilutive of the treasury stock and if-converted methods or the two-class method. Under the treasury stock and if-converted methods, the denominator includes weighted average common stock outstanding plus the incremental dilutive shares issuable from restricted stock units and an assumed conversion of convertible instruments. The numerator includes any changes in income (loss) attributable to common stockholders that would result from the assumed conversion of these potential shares of common stock. Refer to Note 14 for additional discussion of earnings per share.

Recent Accounting Pronouncements

In November 2024, the FASB issued ASU No. 2024-03, *Income Statement—Reporting Comprehensive Income—Expense Disaggregation Disclosures (Subtopic 220-40)*, which requires a public business entity to provide disaggregated disclosures, in the notes to the financial statements, of certain categories of expenses that are included in expense line items on the face of the income statement. The guidance is effective for KREF in its 2027 annual reporting. The guidance is applied prospectively and may be applied retrospectively. KREF is evaluating the impact of ASU 2024-03.

In December 2025, the FASB issued ASU No. 2025-11, *Interim Reporting (Topic 270)—Narrow-Scope Improvements*, which provides a clearer framework and more consistent application of interim disclosure requirements for public business entities. The guidance is effective for KREF in its 2027 annual reporting. The guidance is applied prospectively and may be applied retrospectively. Adoption is not expected to have a material impact on KREF's consolidated financial statements.

In December 2025, the FASB issued ASU No. 2025-12, *Codification Improvements*, which refines existing guidance to further enhance the interpretation and application of the Codification. The guidance is effective for KREF in its 2026 annual reporting. The guidance is applied prospectively and may be applied retrospectively. Adoption is not expected to have a material impact on KREF's consolidated financial statements.

KKR Real Estate Finance Trust Inc.
Notes to Consolidated Financial Statements
(amount in tables in thousands, except per share amounts)

Note 3. Commercial Real Estate Loans

The following table summarizes KREF's investments in commercial real estate loans as of December 31, 2025 and December 31, 2024:

Loan Type	Outstanding Principal	Amortized Cost ^(A)	Carrying Value ^(B)	Loan Count	Weighted Average ^(C)		
					Floating Rate Loan %	Coupon ^(D)	Life (Years) ^(E)
December 31, 2025							
<u>Loans held-for-investment^(F)</u>							
Senior loans	\$ 5,361,863	\$ 5,347,756	\$ 5,145,832	53	98.6 %	7.0 %	1.8
December 31, 2024							
<u>Loans held-for-investment^(F)</u>							
Senior loans	\$ 5,900,163	\$ 5,888,622	\$ 5,771,519	51	98.6 %	7.5 %	2.0

- (A) Amortized cost represents the outstanding loan principal, net of applicable unamortized discounts, loan origination fees, cost recovery interest and write-offs on uncollectible loan balances.
- (B) Carrying value represents the loan amortized cost, net of applicable allowance for credit losses.
- (C) Average weighted by outstanding loan principal.
- (D) Weighted average coupon assumes the greater of the applicable benchmark rates, or the applicable contractual rate floor. Excludes loans on nonaccrual status.
- (E) The weighted average life assumes all extension options are exercised by the borrowers.
- (F) Excludes fully written off loans.

Activity — For the years ended December 31, 2025 and 2024, the loan portfolio activity was as follows:

	Amortized Cost	Allowance for Credit Losses	Carrying Value
Balance at December 31, 2023	\$ 7,343,548	\$ (210,470)	\$ 7,133,078
Originations and future fundings, net ^(A)	383,338	—	383,338
Proceeds from sales and loan repayments	(1,481,473)	—	(1,481,473)
Accretion of loan discount and other amortization, net	17,197	—	17,197
Payment-in-kind interest	991	—	991
(Provision for) reversal of credit losses	—	(80,179)	(80,179)
Write-offs charged	(173,771)	173,771	—
Write-offs recovered	225	(225)	—
Transfer to real estate owned	(201,433)	—	(201,433)
Balance at December 31, 2024	\$ 5,888,622	\$ (117,103)	\$ 5,771,519
Originations and future fundings, net ^(A)	1,127,476	—	1,127,476
Proceeds from loan repayments	(1,494,377)	—	(1,494,377)
Accretion of loan discount and other amortization, net	16,920	—	16,920
Payment-in-kind interest	1,503	—	1,503
(Provision for) reversal of credit losses	—	(119,649)	(119,649)
Write-offs charged	(34,828)	34,828	—
Transfer to real estate owned	(162,847)	—	(162,847)
Gain (loss) on foreign currency translation	5,287	—	5,287
Balance at December 31, 2025	\$ 5,347,756	\$ (201,924)	\$ 5,145,832

- (A) Net of applicable premiums, discounts and deferred loan origination costs. Includes fundings on previously originated loans.

As of December 31, 2025 and December 31, 2024, there were \$9.8 million and \$7.3 million, respectively, of unamortized origination discounts, deferred fees, and cost recovery interest included in "Commercial real estate loans, held-for-investment, net" on the Consolidated Balance Sheets.

KREF may enter into loan modifications that include, among other changes, incremental capital contributions or partial repayments from certain borrowers, repurposing of reserves, and a temporary partial deferral of coupon as payment-in-kind interest ("PIK Interest"), which is capitalized, compounded, and added to the outstanding principal balance of the respective loans.

KKR Real Estate Finance Trust Inc.
Notes to Consolidated Financial Statements
(amount in tables in thousands, except per share amounts)

In June 2024, KREF modified a risk-rated 5 mezzanine office loan located in Boston, MA, with an outstanding principal balance of \$37.5 million. The terms of the modification included, among others, a restructure of the mezzanine loan into (i) a \$12.5 million senior mezzanine note and (ii) a \$25.0 million junior mezzanine note which is subordinate to a new \$10.0 million sponsor interest. The senior and junior mezzanine notes earn a PIK interest rate of S+7.0% and have a maximum maturity of February 2028. Both mezzanine notes were deemed uncollectible and written off in June 2024.

In December 2024, KREF modified a risk-rated 5 senior life science loan located in San Carlos, CA, with an outstanding principal balance of \$103.2 million. The terms of the modification included a \$13.1 million principal repayment, and a restructure of the \$90.1 million senior loan (after the \$13.1 million repayment) into (i) a \$89.1 million committed senior mortgage loan (with \$34.9 million in unfunded commitment), and (ii) a \$35.9 million subordinated note which is subordinate to a new \$20.0 million sponsor interest. The restructured senior loan earns a coupon rate of S+1.00% and has a new term of three years. The \$35.9 million subordinated note was deemed uncollectible and written off in December 2024. The loan modification was accounted for as a new loan for GAAP purposes. The restructured senior loan with an outstanding principal balance of \$61.6 million was risk-rated 3 as of December 31, 2025.

Loan Risk Ratings — KREF evaluates its commercial real estate loan portfolio at least once per quarter and assesses the risk factors of each loan and assigns a risk rating based on a variety of factors. Loans are rated “1” (Very Low Risk) through “5” (Impaired/Loss Likely), which ratings are defined in Note 2.

The following tables summarize the carrying value of the loan portfolio based on KREF's internal risk ratings:

Risk Rating	December 31, 2025				December 31, 2024			
	Number of Loans ^(A)	Carrying Value	Outstanding Principal	Outstanding Principal %	Number of Loans ^(A)	Carrying Value	Outstanding Principal	Outstanding Principal %
1	—	\$ —	\$ —	— %	—	\$ —	\$ —	— %
2	2	283,816	283,906	5	—	—	—	—
3	46	4,405,274	4,415,095	82	47	5,393,333	5,400,698	92
4	1	90,671	90,671	2	2	193,687	193,727	3
5	4	567,995	572,191	11	2	301,602	305,738	5
Total loan receivable	53	\$ 5,347,756	\$ 5,361,863	100 %	51	\$ 5,888,622	\$ 5,900,163	100 %
Allowance for credit losses		(201,924)				(117,103)		
Loan receivable, net		\$ 5,145,832				\$ 5,771,519		

* Numbers presented may not foot due to rounding.

(A) Excludes fully written off loans.

As of December 31, 2025, the average risk rating of KREF's portfolio was 3.2, weighted by outstanding loan principal, as compared to 3.1 as of December 31, 2024.

Loan Vintage — The following tables present the amortized cost of the loan portfolio by KREF's internal risk rating and year of origination. The risk ratings are updated as of December 31, 2025 and December 31, 2024 in the corresponding table.

December 31, 2025										
Risk Rating	Number of Loans ^(B)	Outstanding Principal ^(B)	Amortized Cost by Year of Origination ^(A)							
			2025	2024	2023	2022	2021	Prior	Total	
Commercial Real Estate Loans										
1	—	\$ —	\$ —	\$ —	\$ —	\$ —	\$ —	\$ —	\$ —	\$ —
2	2	283,906	—	—	—	—	283,816	—	283,816	
3	46	4,415,095	996,802	86,039	115,106	1,397,773	1,671,380	138,174	4,405,274	
4	1	90,671	—	—	90,671	—	—	—	90,671	
5	4	572,191	—	—	—	—	377,883	190,112	567,995	
	53	\$ 5,361,863	\$ 996,802	\$ 86,039	\$ 205,777	\$ 1,397,773	\$ 2,333,079	\$ 328,286	\$ 5,347,756	
Year-to-date gross write-offs charged			\$ —	\$ —	\$ —	\$ 34,828	\$ —	\$ —	\$ 34,828	

KKR Real Estate Finance Trust Inc.
Notes to Consolidated Financial Statements
(amount in tables in thousands, except per share amounts)

December 31, 2024

Risk Rating	Number of Loans ^(B)	Outstanding Principal ^(B)	Amortized Cost by Year of Origination ^(A)						
			2024	2023	2022	2021	2020	Prior	Total
Commercial Real Estate Loans									
1	—	\$ —	\$ —	\$ —	\$ —	\$ —	\$ —	\$ —	\$ —
2	—	—	—	—	—	—	—	—	—
3	47	5,400,698	85,151	205,586	1,600,399	3,007,464	150,638	344,095	5,393,333
4	2	193,727	—	—	84,425	109,262	—	—	193,687
5	2	305,738	—	—	111,490	—	—	190,112	301,602
	51	\$ 5,900,163	\$ 85,151	\$ 205,586	\$ 1,796,314	\$ 3,116,726	\$ 150,638	\$ 534,207	\$ 5,888,622
Year-to-date gross write-offs charged			\$ —	\$ —	\$ 35,902	\$ 136,037	\$ 1,832	\$ —	\$ 173,771
Year-to-date gross write-offs recovered			\$ —	\$ —	\$ —	\$ —	\$ —	\$ 225	\$ 225

(A) Represents the date a loan was originated or acquired. Origination dates are subsequently updated to reflect material loan modifications.

(B) Excludes fully written off loans.

Allowance for Credit Losses — The following tables present the changes to the allowance for credit losses for the years ended December 31, 2025 and 2024, respectively:

	Commercial Real Estate Loans	Unfunded Loan Commitments	Total
Balance at December 31, 2023	\$ 210,470	\$ 2,052	\$ 212,522
Provision for (reversal of) credit losses, net	80,179	426	80,605
Write-offs charged	(173,771)	—	(173,771)
Write-offs recovered	225	—	225
Balance at December 31, 2024	\$ 117,103	\$ 2,478	\$ 119,581
Provision for (reversal of) credit losses, net	119,649	(277)	119,372
Write-offs charged	(34,828)	—	(34,828)
Balance at December 31, 2025	\$ 201,924	\$ 2,201	\$ 204,125

As of December 31, 2025, the allowance for credit losses was \$204.1 million. The CECL provision of \$119.4 million for the year ended December 31, 2025 was due primarily to additional reserves for risk-rated 5 office, life science and multifamily loans.

KREF had a risk-rated 5 senior office loan located in Minneapolis, MN, originated in November 2017. As of December 31, 2025, the loan had an outstanding principal balance of \$194.4 million, an unfunded commitment of \$5.0 million and an amortized cost of \$190.1 million. In June 2025, the loan's maximum maturity was extended to July 2026. Since June 2023, the loan has been on nonaccrual status. During the year ended December 31, 2025, KREF recognized \$7.9 million of interest income on this loan.

KREF had a risk-rated 5 senior life science loan located in Boston, MA, originated in April 2021. As of December 31, 2025, the loan had an outstanding principal balance and amortized cost of \$164.1 million with an unfunded commitment of \$2.1 million. The loan's maturity is February 2026. In June 2025, this loan was placed on nonaccrual status. During the year ended December 31, 2025, KREF recognized \$8.8 million of interest income on this loan.

KREF had a risk-rated 5 senior multifamily loan located in San Diego, CA, originated in October 2021. As of December 31, 2025, the loan had an outstanding principal balance and amortized cost of \$114.7 million with an unfunded commitment of \$1.0 million. The loan's maturity is November 2026. In December 2025, this loan was placed on nonaccrual status. During the year ended December 31, 2025, KREF recognized \$8.2 million of interest income on this loan.

KREF had a risk-rated 5 senior life science loan located in Cambridge, MA, originated in December 2021. As of December 31, 2025, the loan had an outstanding principal balance of \$99.0 million, an unfunded commitment of \$16.7 million and an amortized cost of \$99.1 million. The loan's maximum maturity is January 2027, assuming all extension options are exercised. In December 2025, this loan was placed on nonaccrual status. During the year ended December 31, 2025, KREF recognized \$7.9 million of interest income on this loan.

KKR Real Estate Finance Trust Inc.
Notes to Consolidated Financial Statements
(amount in tables in thousands, except per share amounts)

The 5-rated loans were determined to be collateral dependent as of December 31, 2025. KREF estimated expected losses based on the loan's collateral fair value, which was determined by applying a capitalization rate between 5.4% and 10.3% and a discount rate between 8.5% and 11.0%.

As of December 31, 2024, the allowance for credit losses was \$119.6 million. The CECL provision of \$80.6 million for the year ended December 31, 2024 was primarily due to additional reserves for risk-rated 5 office and life science loans.

Concentration of Credit Risk — The following tables present the geographies and property types of collateral underlying KREF's commercial real estate loans as a percentage of the loans' principal amounts:

	December 31, 2025	December 31, 2024		December 31, 2025	December 31, 2024
Geography^(A)			Collateral Property Type^(A)		
California	16.6 %	16.9 %	Multifamily	40.3 %	46.7 %
Texas	12.0	15.1	Office	22.8	19.2
Massachusetts	11.9	13.1	Industrial	17.9	13.4
Florida	10.9	8.7	Life Science	13.7	11.7
North Carolina	6.4	5.3	Hospitality	2.8	4.2
Washington D.C.	5.2	4.6	Student Housing	2.1	1.9
Pennsylvania	4.7	4.5	Mixed Use	0.4	0.5
New York	4.5	4.5	Self-Storage	—	2.5
Washington	4.2	4.0	Total	100.0 %	100.0 %
Minnesota	3.6	3.3			
United Kingdom	2.9	—			
Nevada	2.8	2.6			
Virginia	2.2	8.6			
Georgia	2.1	2.7			
New Jersey	1.9	—			
Arizona	1.8	0.5			
Illinois	1.7	1.5			
Tennessee	1.4	1.1			
Colorado	1.3	1.2			
Other Europe	1.1	—			
Other U.S.	0.8	1.8			
Total	100.0 %	100.0 %			

(A) Excludes fully written off loans

KKR Real Estate Finance Trust Inc.
Notes to Consolidated Financial Statements
(amount in tables in thousands, except per share amounts)

Note 4. Real Estate Owned***Real Estate Owned, Held For Investment***

Portland, OR Retail / Redevelopment — In December 2021, KREF took title to a Portland retail property and accounted for the property on a consolidated basis (Note 11). The transaction was accounted for as an asset acquisition under ASC 805. Accordingly, KREF recorded the property and its net assets on the Consolidated Balance Sheets based on the estimated fair value of acquired assets and assumed liabilities. KREF contributed a portion of the REO asset to a joint venture (the "REO JV") with a third party local developer ("JV Partner"), whereby KREF had a 90% interest and the JV Partner had a 10% interest. The JV Partner's interest in the property was presented within "Noncontrolling interests in equity of consolidated joint ventures" on the Consolidated Balance Sheets.

In June 2025, KREF sold a portion of the property for \$6.0 million and recognized a realized gain of \$0.7 million after closing costs. In September 2025, to support the ongoing redevelopment of the property, the REO JV acquired an adjacent parcel for \$9.1 million.

Mountain View, CA Office — In June 2024, KREF and a KKR affiliate took title to a Mountain View office property through a deed-in-lieu of foreclosure ("DIL") and KREF accounted for the property on a consolidated basis (Note 11). KREF and the KKR affiliate's interest in the property was 68.9% and 31.1%, respectively. The transaction was accounted for as an asset acquisition under ASC 805. Accordingly, KREF recorded the property and its net assets on the Consolidated Balance Sheets based on the estimated fair value of acquired assets and assumed liabilities. The KKR affiliate's interest in the property was presented within "Noncontrolling interests in equity of consolidated joint ventures" on the Consolidated Balance Sheets.

Raleigh, NC Multifamily — In August 2025, KREF took title to a Raleigh multifamily property and accounted for the property through an assignment-in-lieu of foreclosure ("AIL"). The transaction was accounted for as an asset acquisition under ASC 805. Accordingly, KREF recorded the property and its net assets on the Consolidated Balance Sheets based on the estimated fair value of acquired assets and assumed liabilities. As a result, KREF recognized a \$14.4 million loan write-off for the difference between the loan amortized cost of \$85.5 million and the fair value of the REO's net assets of \$71.8 million, less closing costs.

Real Estate Owned, Held For Sale

Philadelphia, PA Office — In December 2023, KREF took title to a Philadelphia office portfolio through a DIL. The transaction was accounted for as an asset acquisition under ASC 805. Accordingly, KREF recorded the portfolio and its net assets on the Consolidated Balance Sheets based on the estimated fair value of acquired assets and assumed liabilities.

In June 2024, KREF sold a portion of the portfolio and provided financing to the buyer through a senior loan. The senior loan had an outstanding principal balance of \$24.4 million (\$77.7 million total commitment) as of December 31, 2025 and earned a coupon rate of S+4.0%, with a maximum maturity of July 2029, assuming all extension options are exercised. The senior loan is presented within "Commercial real estate loans, held-for-investment, net" on the Consolidated Balance Sheets.

In May 2025, KREF sold a portion of the portfolio for \$25.3 million and recognized a realized gain of \$0.5 million after closing costs. As of December 31, 2025, there was one office property remaining.

West Hollywood, CA Condo — In April 2025, KREF took title to a West Hollywood multifamily property through an AIL. The transaction was accounted for as an asset acquisition under ASC 805. Accordingly, KREF recorded the property and its net assets on the Consolidated Balance Sheets based on the estimated fair value of acquired assets and assumed liabilities. As a result, KREF recognized a \$20.4 million loan write-off for the difference between the loan amortized cost of \$112.5 million and the fair value of the REO's net assets of \$92.9 million, less closing costs.

As of December 31, 2025, the Philadelphia, PA Office and West Hollywood, CA Condo properties met the criteria to be classified as held for sale under ASC 360. As such, depreciation and amortization on the properties and related lease intangibles were suspended.

KKR Real Estate Finance Trust Inc.
Notes to Consolidated Financial Statements
(amount in tables in thousands, except per share amounts)

Leases — KREF assumed certain legacy lease arrangements upon the acquisition of the REO assets and subsequently entered into lease arrangements. These arrangements entitle KREF to receive contractual rent payments during the lease periods and tenant reimbursements for certain property operating expenses, including common area costs, insurance, utilities and real estate taxes. KREF elects the practical expedient to not separate the lease and non-lease components of the rent payments and accounts for these lease arrangements as operating leases.

The following table presents the REO assets and liabilities included on KREF's Consolidated Balance Sheets:

	December 31, 2025	December 31, 2024
Real estate owned, held for investment		
Assets		
Real estate owned - land	\$ 207,191	\$ 192,652
Real estate owned - land improvements	10,932	9,586
Real estate owned - buildings	117,317	58,642
Real estate owned - building improvements	5,280	2,582
Real estate owned - furniture and fixtures	1,462	—
Real estate owned	342,182	263,462
Less: Accumulated depreciation	(3,587)	(983)
Real estate owned, net	338,595	262,479
Cash ^(A)	2,546	747
In-place lease intangibles ^(B)	67	134
Tenant receivables ^(B)	152	188
Other assets ^(B)	2,501	2,329
Total	<u>\$ 343,861</u>	<u>\$ 265,877</u>
Liabilities		
Unfavorable lease intangibles ^(C)	\$ 365	\$ 730
Other liabilities ^(C)	4,977	3,568
Total	<u>\$ 5,342</u>	<u>\$ 4,298</u>
Real estate owned, held for sale		
Assets		
Real estate owned, held for sale	\$ 118,220	\$ 45,127
In-place lease intangibles	7,678	7,887
Favorable lease intangibles	2,663	2,663
Tenant receivables	543	—
Other assets	1,084	877
Total	<u>\$ 130,188</u>	<u>\$ 56,554</u>
Liabilities		
Unfavorable lease intangibles	\$ 167	\$ 378
Other liabilities	3,700	950
Total	<u>\$ 3,867</u>	<u>\$ 1,328</u>

(A) Included in “Cash and cash equivalents” on the Consolidated Balance Sheets.

(B) Included in “Other assets” on the Consolidated Balance Sheets.

(C) Included in “Other liabilities” on the Consolidated Balance Sheets.

KKR Real Estate Finance Trust Inc.
Notes to Consolidated Financial Statements
(amount in tables in thousands, except per share amounts)

The following table presents the REO operations and related income (loss) included in KREF's Consolidated Statements of Income:

	Year Ended December 31,	
	2025	2024
Rental income	\$ 13,642	\$ 13,898
Other operating income ^(A)	2,880	9,005
Revenue from REO operations	16,522	22,903
Operating expense	(23,071)	(22,117)
Depreciation expense	(2,604)	(983)
Expenses from REO operations	(25,675)	(23,100)
Total	\$ (9,153)	\$ (197)

(A) Includes \$5.3 million of insurance proceeds received during the third quarter of 2024. Includes \$37 thousand of "Other miscellaneous income" on the Consolidated Statement of Income during the year ended December 31, 2024.

The following table presents the amortization of REO, held for investment lease intangibles included on KREF's Consolidated Statements of Income:

	Income Statement Location	Year Ended December 31,	
		2025	2024
Asset			
In-place lease intangibles	Expenses from real estate owned operations	\$ 67	\$ 67
Liability			
Unfavorable lease intangibles	Revenue from real estate owned operations	365	365

The following table presents the amortization of lease intangibles related to REO, held for investment for each of the succeeding fiscal years:

Year	In-place Lease Intangible Assets	Unfavorable Lease Intangible Liabilities
2026	67	365

Future Minimum Lease Payments — The following table presents the future minimum lease payments to be collected under non-cancelable operating leases, excluding tenant reimbursements of expenses:

Year	Contractual Lease Payments
2026	\$ 10,502
2027	4,764
2028	3,244
2029	1,970
2030	1,308
Thereafter	2,847

KKR Real Estate Finance Trust Inc.
Notes to Consolidated Financial Statements
(amount in tables in thousands, except per share amounts)

Note 5. Debt Obligations

The following table summarizes KREF's secured financing arrangements in place as of December 31, 2025 and December 31, 2024:

	December 31, 2025							December 31, 2024	
	Facility						Collateral		Facility
	Current Maturity	Final Stated Maturity ^(A)	Maximum Facility Size	Outstanding Principal	Carrying Value ^(B)	Weighted Average Funding Cost ^(C)	Outstanding Principal	Carrying Value	Carrying Value ^(B)
Master Repurchase Agreements									
Wells Fargo	Sep 2027	Sep 2029	\$ 1,000,000	\$ 579,974	\$ 578,569	5.4 %	\$ 853,382	\$ 824,136	\$ 650,621
Morgan Stanley	Jul 2027	Jul 2027	500,000	308,922	308,388	6.4	523,062	516,624	276,875
Goldman Sachs	Dec 2026	Dec 2027	400,000	170,200	169,451	6.1	303,796	302,811	107,973
Morgan Stanley - GBP/EUR	Nov 2031	Nov 2032	404,250	161,610	160,725	4.7	215,480	211,088	—
Term Loan Facility									
KREF Lending VII ^(D)	Match-term	Match-term	1,000,000	513,202	512,897	5.8	667,680	637,187	553,834
Term Lending Agreements									
KREF Lending IX	Match-term	Match-term	277,032	271,769	271,455	5.8	379,046	377,610	437,002
KREF Lending XV	Match-term	Match-term	300,000	238,576	237,422	5.9	298,220	293,254	—
KREF Lending XVI	Match-term	Match-term	100,000	100,000	99,083	5.1	125,000	122,759	—
KREF Lending XVII	Match-term	Match-term	250,000	90,352	89,178	5.3	114,812	111,947	—
BMO Facility	Match-term	Match-term	300,000	71,126	71,063	5.5	90,795	89,801	74,727
KREF Lending XII	Match-term	Match-term	150,000	—	—	—	—	—	99,233
KREF Lending V	Match-term	Match-Term	—	—	—	—	—	—	177,408
Warehouse Facility									
HSBC Facility	Mar 2026	Mar 2026	500,000	—	—	—	—	—	(12)
Asset Specific Financing									
KREF Lending XIII	Oct 2026	Oct 2027	265,625	195,198	194,678	7.4	229,644	226,983	193,285
KREF Lending XI	Mar 2026	Mar 2026	90,000	90,000	90,000	6.4	125,000	124,419	99,967
KREF Lending XIV	Oct 2026	Oct 2027	125,000	80,120	79,780	6.9	100,150	98,875	47,761
Revolving Credit Agreement									
Revolver ^(E)	Mar 2030	Mar 2030	700,000	—	—	—	n.a.	n.a.	80,000
Total / Weighted Average			<u>\$ 6,361,907</u>	<u>\$ 2,871,049</u>	<u>\$ 2,862,689</u>	<u>5.9 %</u>			<u>\$ 2,798,674</u>

- (A) Final Stated Maturity is determined based on the maximum maturity of the underlying financing agreements or corresponding loans, assuming all extension options in KREF's discretion are exercised. The weighted average life of the match-term facilities was 1.4 and 2.3 years, based on the current and final stated maturities, respectively, of the average weighted outstanding principal of collateral loans as of December 31, 2025.
- (B) Net of \$8.4 million and \$6.2 million unamortized deferred financing costs as of December 31, 2025 and December 31, 2024, respectively.
- (C) Including deferred financing costs and the applicable benchmarks of Term SOFR, SONIA or EURIBOR in effect as of December 31, 2025. Average weighted by the outstanding principal of the facility.
- (D) The term loan facility provides asset-based financing on a non-mark-to-market basis with match-term up to five years, with an additional two-year extension available to KREF.
- (E) Borrowing capacity under the Revolver increased from \$610.0 million to \$660.0 million in March 2025, and further increased to \$700.0 million in September 2025. As of December 31, 2025, the revolver carrying value excluded \$5.9 million unamortized debt issuance costs presented within "Other assets" on KREF's Consolidated Balance Sheets.

As of December 31, 2025 and December 31, 2024, KREF had secured financing arrangements where the amount at risk with any individual counterparty, or group of related counterparties, exceeded 10.0% of KREF's stockholders' equity. The amount at risk under these arrangements is the net counterparty exposure, defined as the excess of the carrying amount (or market value, if higher than the carrying amount, for repurchase agreements) of the assets sold under agreement to repurchase, including accrued interest receivable plus any cash or other assets on deposit to secure the repurchase obligation, over the amount of the repurchase liability, adjusted for accrued interest payable.

KKR Real Estate Finance Trust Inc.
Notes to Consolidated Financial Statements
(amount in tables in thousands, except per share amounts)

The following table summarizes certain characteristics of KREF's repurchase agreements where the amount at risk with any individual counterparty, or group of related counterparties, exceeded 10.0% of KREF's stockholders' equity as of December 31, 2025 and December 31, 2024:

	Outstanding Principal	Net Counterparty Exposure	Percent of Stockholders' Equity	Weighted Average Life (Years) ^(A)
December 31, 2025				
Morgan Stanley	\$ 742,301	\$ 367,560	31.3 %	2.1
Wells Fargo	579,974	249,598	21.3	1.8
Goldman Sachs	170,200	133,543	11.4	0.6
Total / Weighted Average	<u>\$ 1,492,475</u>	<u>\$ 750,701</u>	<u>64.0 %</u>	<u>1.8</u>
December 31, 2024				
Morgan Stanley	\$ 755,455	\$ 316,833	23.5 %	1.6
Wells Fargo	651,922	282,980	21.0	2.3
Total / Weighted Average	<u>\$ 1,407,377</u>	<u>\$ 599,813</u>	<u>44.5 %</u>	<u>1.9</u>

(A) Average weighted by the outstanding principal of borrowings under the secured financing agreement.

Debt obligations included in the tables above are obligations of KREF's consolidated subsidiaries, which own the related collateral, and such collateral is generally not available to other creditors of KREF.

While KREF is generally not required to post margin under certain repurchase agreement terms for changes in general capital market conditions such as changes in credit spreads or interest rates, KREF may be required to post margin for changes in conditions to specific loans that serve as collateral for those repurchase agreements. Such changes may include declines in the appraised value of property that secures a loan or a negative change in the borrower's ability or willingness to repay a loan. To the extent that KREF is required to post margin, KREF's liquidity could be significantly impacted. Both KREF and its lenders work cooperatively to monitor the performance of the properties and operations related to KREF's loan investments to mitigate investment-specific credit risks. Additionally, KREF incorporates terms in the loans it originates to further mitigate risks related to loan nonperformance.

Activity — For the years ended December 31, 2025 and 2024, the activity related to the carrying value of KREF's secured financing agreements were as follows:

	Secured Financing Agreements, Net
Balance as of December 31, 2023	\$ 3,782,419
Principal borrowings	601,861
Principal repayments	(1,591,031)
Deferred debt issuance costs	(4,734)
Amortization of deferred debt issuance costs	10,159
Balance as of December 31, 2024	\$ 2,798,674
Principal borrowings	1,717,334
Principal repayments	(1,655,189)
Deferred debt issuance costs	(11,145)
Amortization of deferred debt issuance costs	9,018
Loss (gain) on foreign currency translation	3,997
Balance as of December 31, 2025	\$ 2,862,689

KKR Real Estate Finance Trust Inc.
Notes to Consolidated Financial Statements
(amount in tables in thousands, except per share amounts)

Maturities — KREF’s secured financing arrangements in place as of December 31, 2025 had contractual maturities as follows:

Year	Nonrecourse ^(A)	Recourse ^{(A)(B)}	Total
2026	\$ 305,541	\$ 32,422	\$ 337,963
2027	1,227,812	264,999	1,492,811
2028	185,713	27,271	212,984
2029	77,416	25,805	103,221
2030	534,789	133,753	668,542
2031	41,646	13,882	55,528
	<u>\$ 2,372,917</u>	<u>\$ 498,132</u>	<u>\$ 2,871,049</u>

(A) Represents the earlier of (i) the maximum maturity of the underlying loans pledged as collateral or (ii) the maximum maturity of the respective financing agreements.

(B) Except for the Revolver, which is full recourse, amounts borrowed are subject to a maximum 25.0% recourse limit. The Revolver matures in March 2030.

Covenants — KREF is required to comply with customary loan covenants and event of default provisions related to its secured financing agreements and Revolver, including, but not limited to, negative covenants relating to restrictions on operations with respect to KREF’s status as a REIT, and financial covenants. Such financial covenants include a trailing four quarter interest income to interest expense ratio covenant (1.3 to 1.0 beginning September 30, 2024 through June 30, 2026, then 1.4 to 1.0 thereafter); a consolidated tangible net worth covenant (75.0% of the aggregate cash proceeds of any equity issuances made and any capital contributions received by KREF and certain subsidiaries, or up to approximately \$1.3 billion depending upon the facility); a total indebtedness covenant (83.3% of KREF’s Total Assets, as defined in the applicable financing agreements) and a cash liquidity covenant (the greater of (i) \$10.0 million or (ii) 5.0% of KREF’s recourse indebtedness; from September 30, 2024 and through June 30, 2026 the Revolver has a minimum cash liquidity covenant of \$75.0 million).

As of December 31, 2025 and 2024, KREF was in compliance with its financial debt covenants.

KKR Real Estate Finance Trust Inc.
Notes to Consolidated Financial Statements
(amount in tables in thousands, except per share amounts)

Note 6. Collateralized Loan Obligations

In August 2021, KREF financed a pool of loan participations from its existing loan portfolio through a managed CLO ("KREF 2021-FL2"). In February 2022, KREF financed a pool of loan participations from its existing multifamily loan portfolio through a managed CLO ("KREF 2022-FL3"). The CLOs provide KREF with match-term financing on a non-mark-to-market and non-recourse basis.

The following tables outline CLO collateral assets and respective borrowing as of December 31, 2025 and 2024:

	December 31, 2025					December 31, 2024		
	Facility					Collateral		
	Wtd. Avg. Term ^(A)	Maximum Facility Size	Outstanding Principal	Carrying Value	Wtd. Avg. Funding Cost ^(B)	Outstanding Principal	Carrying Value	Carrying Value
KREF 2021-FL2	February 2039	\$ 655,010	\$ 655,010	\$ 654,964	5.3 %	\$ 859,760	\$ 818,019	\$ 930,070
KREF 2022-FL3	February 2039	543,368	543,368	543,368	5.5	695,868	694,233	836,034
Total		<u>\$ 1,198,378</u>	<u>\$ 1,198,378</u>	<u>\$ 1,198,332</u>	<u>5.4 %</u>	<u>\$ 1,555,628</u>	<u>\$ 1,512,252</u>	<u>\$ 1,766,104</u>

(A) The term of the CLO notes represents the rated final distribution date. Repayments of CLO notes are dependent on timing of underlying collateral loan asset repayments post reinvestment period.

(B) Including deferred financing costs and applicable index in effect as of December 31, 2025. Average weighted by the outstanding principal of the facility.

The following table presents the CLO assets and liabilities included in KREF's Consolidated Balance Sheets:

	December 31, 2025	December 31, 2024
Assets		
Commercial real estate loans, held-for-investment	\$ 1,513,255	\$ 2,123,347
Less: Allowance for credit losses	(43,027)	(20,005)
Commercial real estate loans, held-for-investment, net	1,470,228	2,103,342
Accrued interest receivable	5,908	9,785
Other assets ^(A)	41,896	155
Total	<u>\$ 1,518,032</u>	<u>\$ 2,113,282</u>
Liabilities		
Collateralized loan obligations	\$ 1,198,378	\$ 1,766,231
Deferred financing costs	(46)	(127)
Collateralized loan obligations, net	1,198,332	1,766,104
Accrued interest payable	2,548	4,097
Total	<u>\$ 1,200,880</u>	<u>\$ 1,770,201</u>

(A) Includes \$42.0 million of loan repayment proceeds held at servicer as of December 31, 2025.

The following table presents the components of net interest income of CLOs included in KREF's Consolidated Statements of Income:

	Year Ended December 31,	
	2025	2024
Interest income	\$ 131,468	\$ 189,507
Interest expense	87,799	132,033
Net interest income	<u>\$ 43,669</u>	<u>\$ 57,474</u>

KKR Real Estate Finance Trust Inc.
Notes to Consolidated Financial Statements
(amount in tables in thousands, except per share amounts)

Note 7. Secured Term Loan, Net

In March 2025, KREF refinanced the existing secured term loan of \$339.5 million with a new \$550.0 million secured term loan due March 2032. The transaction was accounted for as a partial debt extinguishment under GAAP. In September 2025, KREF further upsized the secured term loan to \$650.0 million and reduced the spread to S+2.5%. The secured term loan is partially amortizing, with an amount equal to 1.0% per annum of the principal balance due in quarterly installments. The secured term loan contains restrictions relating to liens, asset sales, indebtedness, investments and transactions with affiliates, and is secured by KREF level guarantees and does not include asset-based collateral.

Upon the completion of the secured term loan transactions, KREF recorded a \$1.1 million issuance discount and \$11.4 million in issuance costs. The loan issuance discount and issuance costs were capitalized and amortized into interest expense over the term of the secured term loan. Inclusive of the discount and issuance cost amortization, KREF's total cost of the secured term loan was S+2.9%, subject to the applicable SOFR floor, as of December 31, 2025.

The following table summarizes KREF's secured term loan as of December 31, 2025 and 2024, respectively:

	December 31, 2025	December 31, 2024
Principal	\$ 646,750	\$ 339,500
Deferred financing costs	(11,448)	(2,988)
Unamortized discount	(2,786)	(2,659)
Carrying value	<u>\$ 632,516</u>	<u>\$ 333,853</u>

Covenants — KREF is required to comply with customary loan covenants and event of default provisions related to its secured term loan that include, but are not limited to, negative covenants relating to restrictions on operations with respect to KREF's status as a REIT, and financial covenants. Such financial covenants include a minimum consolidated tangible net worth of \$650.0 million and a maximum Total Debt to Total Assets Ratio, as defined in the secured term loan agreements, of 83.3%. KREF was in compliance with such covenants as of December 31, 2025 and 2024.

KKR Real Estate Finance Trust Inc.
Notes to Consolidated Financial Statements
(amount in tables in thousands, except per share amounts)

Note 8. Consolidated Variable Interest Entity Assets and Liabilities, CMBS Trust, at Fair Value

As of December 31, 2025, KREF owned CMBS B-Pieces with an outstanding principal balance of \$19.5 million and an estimated fair value of \$9.2 million

KREF has consolidated the CMBS trust from June 18, 2025 (the date of acquisition) through December 31, 2025 after determining that the trust was a VIE and that KREF was the primary beneficiary of such VIE. KREF irrevocably elected the fair value option for the consolidated CMBS trust, and therefore, (i) reported the assets and liabilities of the trust at fair value on the Consolidated Balance Sheets, (ii) recognized changes in the trust's net assets, including fair value adjustments, in the Consolidated Statements of Income, and (iii) presented cash interest received by the trust, net of cash interest paid on CMBS not held by KREF, as operating cash flows in the Consolidated Statements of Cash Flow.

The following table presents the assets and liabilities of the consolidated CMBS trust:

	December 31, 2025	December 31, 2024
Assets		
Commercial real estate loans, at fair value	\$ 502,751	\$ —
Accrued interest receivable	2,479	—
Consolidated variable interest entity assets, CMBS trust, at fair value	<u>\$ 505,230</u>	<u>\$ —</u>
Liabilities		
Commercial mortgage-backed securities, at fair value	\$ 493,680	\$ —
Accrued interest payable	2,380	—
Consolidated variable interest entity liabilities, CMBS trust, at fair value	<u>\$ 496,060</u>	<u>\$ —</u>

The following table presents the change in net assets of the consolidated CMBS trust:

	Year Ended December 31,	
	2025	2024
Net interest income	\$ 626	\$ —
Unrealized gain (loss)	104	—
Change in net assets of consolidated variable interest entity, CMBS trust	<u>\$ 730</u>	<u>\$ —</u>

See Note 17 for additional information regarding the valuation of financial assets and liabilities of KREF's consolidated CMBS trust.

KKR Real Estate Finance Trust Inc.
Notes to Consolidated Financial Statements
(amount in tables in thousands, except per share amounts)

Concentration of Credit Risk — The following tables present the geographies and property types of collateral underlying the consolidated CMBS trust, as a percentage of the collateral outstanding principal amounts:

	December 31, 2025	December 31, 2024		December 31, 2025	December 31, 2024
Geography			Collateral Property Type		
New York	46.2 %	— %	Office	26.6 %	— %
California	17.4	—	Retail	24.1	—
Oregon	10.0	—	Co-op	22.8	—
Maryland	9.9	—	Mixed Use	13.0	—
Arizona	5.1	—	Multifamily	11.7	—
North Carolina	2.2	—	Self-Storage	1.8	—
Florida	1.4	—	Total	100.0 %	— %
Tennessee	1.2	—			
Alabama	1.1	—			
Georgia	1.0	—			
Ohio	1.0	—			
Other U.S.	3.5	—			
Total	100.0 %	— %			

KKR Real Estate Finance Trust Inc.
Notes to Consolidated Financial Statements
(amount in tables in thousands, except per share amounts)

Note 9. Other Assets and Liabilities

The following tables present the components of KREF's other assets and other liabilities as of December 31, 2025 and 2024, respectively:

	December 31, 2025	December 31, 2024
<u>Other assets</u>		
Restricted cash	\$ 2,721	\$ 1,614
Loan principal repayments held by a servicer	74,279	—
Deferred financing cost, Revolver	5,887	2,811
Assets related to real estate owned, held for investment	2,720	2,651
Other	2,043	1,777
Total	<u>\$ 87,650</u>	<u>\$ 8,853</u>
<u>Other liabilities</u>		
Liabilities related to real estate owned, held for investment	\$ 5,342	\$ 4,298
Allowance for credit losses on unfunded commitments	2,201	2,478
Foreign currency forward contracts	1,265	—
Other	1,676	1,748
Total	<u>\$ 10,484</u>	<u>\$ 8,524</u>

KKR Real Estate Finance Trust Inc.
Notes to Consolidated Financial Statements
(amount in tables in thousands, except per share amounts)

Note 10. Derivative Financial Instruments

KREF utilizes forward currency contracts to hedge exposure to future principal payments associated with loans denominated in foreign currencies.

KREF's non-U.S. dollar denominated investments expose the Company to movements in foreign interest rates and foreign currency exchange rates, which may affect the value of related principal repayments when translated into U.S. dollar. To manage this exposure, KREF uses foreign currency forward contracts to hedge the value of, or to fix the U.S. dollar amount of, certain investments and related cash flows.

The following table presents the outstanding derivative financial instruments as of December 31, 2025:

Derivative Type	December 31, 2025			
	Number of Contracts	Notional Amount	Maturity	Weighted Average Maturity (Years)
Forward Contract - EUR	2	€ 24,746	September 2028 - November 2029	3.3
Forward Contract - GBP	2	£ 28,358	May 2029 - November 2029	3.4

KREF has not designated any of its derivative instruments as hedges as defined under ASC 815; accordingly, changes in the fair value of these derivative instruments are recognized in the Consolidated Statements of Income. The following table presents the effect of the derivatives financial instruments on the Consolidated Statements of Income for the year ended December 31, 2025:

	Location of Gain (Loss) Recognized	Year Ended	
		December 31, 2025	
Unrealized gain (loss) on derivative instruments	Gain (loss) on foreign currency forward contracts	\$	(1,305)
Forward points on derivative instruments ^(A)	Gain (loss) on foreign currency forward contracts		40
Total		\$	(1,265)

(A) Represents the amortization of forward points on foreign currency forward contracts, reflecting interest rate differentials between applicable base rates of foreign currency investments and the prevailing U.S. interest rate.

KKR Real Estate Finance Trust Inc.
Notes to Consolidated Financial Statements
(amount in tables in thousands, except per share amounts)

Note 11. Consolidation and Equity Method Investments

Consolidated Variable Interest Entity, CMBS Trust

KREF consolidates a CMBS trust when it determines that such trust is a VIE and that KREF is the primary beneficiary of such VIE (Note 8). Management considers KREF to be the primary beneficiary of such CMBS trust as KREF has the ability to control the most significant activities of the trust, the obligation to absorb losses, and the right to receive benefits of the trust through the CMBS B-Pieces.

Consolidated Variable Interest Entity, CLOs

KREF consolidates CLOs when it determines that CLO issuers, wholly-owned subsidiaries of KREF, are VIEs and that KREF is the primary beneficiary of such VIEs (Note 6). Management considers KREF to be the primary beneficiary of the CLO issuers as KREF has the ability to control the most significant activities of the CLO issuers, the obligation to absorb losses, and the right to receive benefits of the CLOs through the subordinate interests the CLO issuers own.

Consolidated Real Estate Owned Joint Ventures

Portland, OR Retail / Redevelopment — In December 2021, KREF took title to a Portland retail property and contributed a portion of the REO asset to a REO JV with a JV Partner, where KREF had a 90% interest and the JV Partner had a 10% interest. Management determined the REO JV to be a VIE as the REO JV has insufficient equity-at-risk and concluded that KREF is the primary beneficiary of the REO JV as KREF holds decision-making power over the activities that most significantly impact the economic performance and has the obligation to absorb losses, or the right to receive benefits, that could be potentially significant to the REO JV. As of December 31, 2025, KREF had a priority of distributions up to \$81.1 million before the JV Partner can participate in the economics of the REO JV.

Mountain View, CA Office — In June 2024, KREF and a KKR affiliate took title to a Mountain View office property. The property was held in a joint venture where KREF and the KKR affiliate held a 68.9% and 31.1% interest, respectively, and shared decision-making. Management determined the joint venture to be a VIE as the joint venture was established with non-substantive voting rights and concluded that KREF is the primary beneficiary of the joint venture as KREF holds decision-making power over the activities that most significantly impact the economic performance and has the obligation to absorb losses, or the right to receive benefits, that could be potentially significant to the joint venture.

Equity Method Investment, Real Estate Asset

Seattle, WA Life Science — In June 2024, KREF and a KKR affiliate, took title to a Seattle life science property through a deed-in-lieu of foreclosure under a Tenant-in-Common ("TIC") agreement. Under the TIC agreement, KREF and the KKR affiliate held an economic interest of 74.6% and 25.4%, respectively, and shared decision-making. Under ASC 970-810, KREF accounted for the TIC agreement as an undivided interest in the property and recorded an equity method investment based on KREF's share of the estimated fair value of the property's net assets.

Equity Method Investment, CMBS B-Pieces

As of December 31, 2025, KREF held a 3.5% interest in RECOP I, an unconsolidated VIE of which KREF is not the primary beneficiary. The aggregator vehicle in which KREF invests is controlled and advised by affiliates of the Manager. RECOP I primarily acquired junior tranches of CMBS newly issued by third parties. KREF will not pay any fees to RECOP I, but KREF bears its pro rata share of RECOP I's expenses. KREF reported its share of the net asset value of RECOP I in its Consolidated Balance Sheets, presented as "Equity method investment, CMBS B-Pieces" and its share of net income, presented as "Income (loss) from equity method investments" in the Consolidated Statements of Income.

Equity Method Investment, Unconsolidated entity

In October 2025, KREF acquired a 50% economic interest in an affiliated company, which invested in a senior mortgage loan that is collateralized by industrial properties in France. The affiliated company's investment in the underlying senior mortgage loan is 80% financed with a funding cost of EURIBOR + 1.6%. KREF does not have unilateral authority to direct the activities that most significantly impact the affiliated company's economic performance. Accordingly, KREF reported the net investment

KKR Real Estate Finance Trust Inc.
Notes to Consolidated Financial Statements
(amount in tables in thousands, except per share amounts)

value of the economic interest in its Consolidated Balance Sheets, presented as “Equity method investment, unconsolidated entity”, and its share of net income, presented as “Income (loss) from equity method investments”, on the Consolidated Statements of Income.

KKR Real Estate Finance Trust Inc.
Notes to Consolidated Financial Statements
(amount in tables in thousands, except per share amounts)

Note 12. Equity

Authorized Capital — On October 2, 2014, KREF's board of directors authorized KREF to issue up to 350,000,000 shares of stock, at \$0.01 par value per share, consisting of 300,000,000 shares of common stock and 50,000,000 shares of preferred stock, subject to certain restrictions on transfer and ownership of shares. Restrictions placed on the transfer and ownership of shares relate to KREF's REIT qualification requirements.

Common Stock — As of December 31, 2025, there were 65,488,680 common shares issued and 64,367,737 common shares outstanding, which included 1,498,499 net shares of common stock issued in connection with cumulative vested restricted stock units.

Share Repurchase Program — Under KREF's current share repurchase program, which has no expiration date, KREF may repurchase up to an aggregate of \$100.0 million of its common stock effective as of February 3, 2023, of which up to \$50.0 million may be repurchased under a pre-set trading plan meeting the requirements of Rule 10b5-1 under the Exchange Act, and provide for repurchases of common stock when the market price per share is below book value per share (calculated in accordance with GAAP as of the end of the most recent quarterly period for which financial statements are available), and the remaining \$50.0 million may be used for repurchases in the open market, pursuant to pre-set trading plans meeting the requirements of Rule 10b5-1 under the Exchange Act, in privately negotiated transactions or otherwise. The timing, manner, price and amount of any common stock repurchases will be determined by KREF in its discretion and will depend on a variety of factors, including legal requirements, price, liquidity and economic considerations, and market conditions. The program does not require KREF to repurchase any specific number of shares of common stock. The program does not have an expiration date and may be suspended, modified or discontinued at any time.

During the year ended December 31, 2025, KREF repurchased 4,629,824 shares of its common stock under the repurchase program at an average price per share of \$9.35 for a total of \$43.3 million. As of December 31, 2025, 1,120,943 of the repurchased shares were not retired and were recorded as "Repurchased stock" on the Consolidated Balance Sheets. As of December 31, 2025, KREF had \$46.7 million of remaining capacity to repurchase shares under the program.

At the Market Stock Offering Program — In February 2019, KREF entered into an equity distribution agreement with certain sales agents, pursuant to which KREF may sell, from time to time, up to an aggregate sales price of \$100.0 million of its common stock pursuant to a continuous offering program (the "ATM"). Sales of KREF's common stock made pursuant to the ATM may be made in negotiated transactions or transactions that are deemed to be "at the market" offerings as defined in Rule 415 under the Securities Act of 1933, as amended. The timing and amount of actual sales will depend on a variety of factors including market conditions, the trading price of KREF's common stock, KREF's capital needs, and KREF's determination of the appropriate sources of funding to meet such needs.

During the year ended December 31, 2025, KREF did not issue or sell any shares of common stock under the ATM. As of December 31, 2025, \$93.2 million remained available for issuance under the ATM.

6.50% Series A Cumulative Redeemable Preferred Stock — The perpetual Series A Preferred Stock is redeemable, at KREF's option, at a liquidation price of \$327.8 million, or \$25.00 per share, plus accrued and unpaid dividends commencing in April 2026. Dividends on the Series A Preferred Stock are payable quarterly at a rate of 6.50% per annum of the \$25.00 liquidation preference, which is equivalent to \$1.625 per annum per share. With respect to dividend rights and liquidation, the Series A Preferred Stock ranks senior to KREF's common stock.

Noncontrolling Interests — Noncontrolling interests represent an interest held by investors other than KREF in consolidated joint ventures that hold KREF's real estate asset investments. KREF and the noncontrolling interest holders typically contribute to the joint ventures' ongoing operating shortfalls and capital expenditures on a pari passu basis. Distributions from the joint ventures are allocated between KREF and the noncontrolling interest holders based on contractual terms and waterfalls as outlined in the joint venture agreements.

KKR Real Estate Finance Trust Inc.
Notes to Consolidated Financial Statements
(amount in tables in thousands, except per share amounts)

Dividends — During the years ended December 31, 2025 and 2024, KREF's board of directors declared the following dividends on shares of its common stock:

Declaration Date	Record Date	Payment Date	Amount	
			Per Share	Total
2025				
March 14, 2025	March 31, 2025	April 15, 2025	\$ 0.25	\$ 16,956
June 10, 2025	June 30, 2025	July 15, 2025	0.25	16,419
September 11, 2025	September 30, 2025	October 15, 2025	0.25	16,307
December 10, 2025	December 31, 2025	January 15, 2026	0.25	16,092
				<u>\$ 65,774</u>
2024				
February 1, 2024	March 28, 2024	April 15, 2024	\$ 0.25	\$ 17,328
June 13, 2024	June 28, 2024	July 15, 2024	0.25	17,333
September 13, 2024	September 30, 2024	October 15, 2024	0.25	17,333
December 12, 2024	December 31, 2024	January 15, 2025	0.25	17,178
				<u>\$ 69,172</u>

During the years ended December 31, 2025 and 2024, KREF's board of directors declared the following dividends on shares of its Series A Preferred Stock:

Declaration Date	Record Date	Payment Date	Amount		
			Per Share	Total	
2025					
January 31, 2025	February 28, 2025	March 14, 2025	\$	0.41	\$ 5,326
April 21, 2025	May 30, 2025	June 13, 2025		0.41	5,326
July 17, 2025	August 29, 2025	September 15, 2025		0.41	5,326
October 16, 2025	November 28, 2025	December 15, 2025		0.41	5,326
					\$ 21,304
2024					
February 1, 2024	February 29, 2024	March 15, 2024	\$	0.41	\$ 5,326
April 19, 2024	May 31, 2024	June 14, 2024		0.41	5,326
July 19, 2024	August 30, 2024	September 13, 2024		0.41	5,326
October 18, 2024	November 29, 2024	December 13, 2024		0.41	5,326
					\$ 21,304

KKR Real Estate Finance Trust Inc.
Notes to Consolidated Financial Statements
(amount in tables in thousands, except per share amounts)

Note 13. Stock-based Compensation

KREF is externally managed by the Manager and does not currently have any employees. However, as of December 31, 2025, certain individuals employed by the Manager and affiliates of the Manager and certain members of KREF's board of directors were compensated, in part, through the issuance of stock-based awards.

The KKR Real Estate Finance Trust Inc. 2025 Omnibus Incentive Plan was adopted on April 25, 2025 (the "Incentive Plan") and replaced the Amended and Restated KKR Real Estate Finance Trust Inc. 2016 Omnibus Incentive Plan (the "Prior Plan"). Outstanding awards previously granted under the Prior Plan as of the date of approval by our shareholders of the Incentive Plan remain outstanding pursuant to the terms of the Prior Plan. However, following the approval of the Incentive Plan, no new awards will be made under the Prior Plan.

Under the Incentive Plan, a total of 2,750,000 shares of common stock, will be available for awards to certain members of KREF's board of directors and employees of the Manager or its affiliates, none of whom are KREF employees. No awards may be granted under the Incentive Plan on or after April 25, 2035. The Incentive Plan will continue to apply to awards granted prior to such date. During the years ended December 31, 2025 and 2024, 686,935 and 681,350 restricted stock unit ("RSU") awards were granted to KREF's directors and employees of the Manager or its affiliates under the Prior Plan.

RSUs awarded to employees of the Manager or its affiliates, generally vest over three consecutive one-year periods and awards to certain members of KREF's board of directors generally vest over a one-year period, pursuant to the terms of the respective award agreements and the terms of the Incentive Plan. All outstanding RSU awards were entitled to nonforfeitable dividends during the vesting periods, at the same rate as those declared on the common stock. As of December 31, 2025, 2,289,960 shares of common stock remained available for awards under the Incentive Plan.

The following table summarizes the activity in KREF's outstanding RSUs and the weighted-average grant date fair value per RSU:

	Restricted Stock Units	Weighted Average Grant Date Fair Value Per RSU ^(A)
Unvested as of December 31, 2024	1,248,813	\$ 12.35
Granted	686,935	8.51
Vested	(629,950)	12.71
Forfeited / cancelled	(10,002)	11.84
Unvested as of December 31, 2025	<u>1,295,796</u>	<u>\$ 10.14</u>

(A) The grant-date fair value is based upon the closing price of KREF's common stock at the date of grant.

KREF expects the unvested RSUs outstanding to vest during the following years:

Year	Restricted Stock Units
2026	612,361
2027	475,101
2028	208,334
Total	<u>1,295,796</u>

KREF recognizes the compensation cost of RSUs awarded to employees of the Manager, or one or more of its affiliates, on a straight-line basis over the awards' term at their grant date fair value, consistent with the RSUs awarded to certain members of KREF's board of directors.

During the years ended December 31, 2025, 2024 and 2023, KREF recognized \$7.9 million, \$8.3 million and \$8.1 million respectively, of stock-based compensation expense included in "General and administrative" expense in the Consolidated Statements of Income. As of December 31, 2025, there was \$11.4 million of total unrecognized stock-based compensation expense related to unvested share-based compensation arrangements. This cost is expected to be recognized over a weighted average period of 1.1 year.

KKR Real Estate Finance Trust Inc.
Notes to Consolidated Financial Statements
(amount in tables in thousands, except per share amounts)

Upon any payment of shares as a result of restricted stock unit vesting, the related personal tax withholding obligation will generally be satisfied by KREF, reducing the number of shares to be delivered by a number of shares necessary to satisfy the related applicable personal tax withholding obligation. The amount results in a cash payment related to this personal tax liability and a corresponding reduction to “Additional paid-in capital” in the Consolidated Statement of Changes in Equity.

Directors and Officers Deferral Plan — In March 2022, KREF's board of directors adopted the KKR Real Estate Finance Trust Inc. Directors and Officers Deferral Plan (the “Deferral Plan”). Pursuant to the Deferral Plan, participants may elect to defer receipt of all or a portion of any shares of KREF's common stock issuable upon vesting of any RSU granted to such participant in 25% increments. Deferred stock units (“DSU”) credited to a participant are non-voting but shall be entitled to dividend equivalent payments upon payment of dividends on shares of KREF's common stock in the same form and amount equal to the amount of such dividends and are not subject to deferral under the Deferral Plan.

During the year ended December 31, 2025, 189,777 vested RSUs were deferred under the Deferral Plan. As of December 31, 2025, there were 395,889 DSUs outstanding.

Participating Securities' Share in Earnings — During the years ended December 31, 2025, 2024 and 2023, KREF declared \$1.5 million, \$1.2 million and \$1.8 million respectively, of nonforfeitable dividends on unvested RSUs and outstanding DSUs. Such nonforfeitable dividends were deducted from “Retained earnings (Accumulated deficit)” in the Consolidated Statement of Changes in Equity.

KKR Real Estate Finance Trust Inc.
Notes to Consolidated Financial Statements
(amount in tables in thousands, except per share amounts)

Note 14. Earnings (Loss) per Share

Earnings (Loss) per Share — KREF calculates its basic EPS using the two-class method, which defines unvested share-based payment awards that contain nonforfeitable rights to dividends as participating securities. Under the two-class method earnings (distributed and undistributed) are allocated to common shares and participating securities based on their respective rights. Basic EPS is calculated by dividing net income (loss) attributable to common stockholders by the weighted average common stock outstanding for the period.

KREF presents diluted EPS under the more dilutive of the treasury stock and if-converted methods or the two-class method. Under the treasury stock and if-converted methods, the denominator includes weighted average common stock outstanding plus the incremental dilutive shares issuable from restricted stock units and an assumed conversion of the Convertible Notes (for the periods in which such notes were outstanding). The numerator includes any changes in income (loss) that would result from the assumed conversion of these potential shares of common stock.

For the years ended December 31, 2025, 2024 and 2023, 41,687, 44,589, and 18,209 weighted average unvested RSUs, respectively, were excluded from the calculation of diluted EPS because the effect was anti-dilutive.

The following table illustrates the computation of basic and diluted EPS for the years ended December 31, 2025 and 2024:

	Year Ended December 31,		
	2025	2024	2023
Earnings			
Net income (loss)	\$ (47,051)	\$ 35,591	\$ (30,851)
Less: Preferred stock dividends	21,304	21,304	21,304
Less: Participating securities' share in earnings	1,530	1,216	1,764
Net income (loss) attributable to common stockholders, basic and diluted	<u>\$ (69,885)</u>	<u>\$ 13,071</u>	<u>\$ (53,919)</u>
Shares			
Weighted average common shares outstanding	66,538,387	69,277,882	69,154,447
Add: Weighted average deferred stock units	269,045	119,008	25,592
Diluted weighted average common shares outstanding	<u>66,807,432</u>	<u>69,396,890</u>	<u>69,180,039</u>
Net income (loss) attributable to common stockholders, per:			
Basic and diluted common share	<u>\$ (1.05)</u>	<u>\$ 0.19</u>	<u>\$ (0.78)</u>

KKR Real Estate Finance Trust Inc.
Notes to Consolidated Financial Statements
(amount in tables in thousands, except per share amounts)

Note 15. Commitments and Contingencies

As of December 31, 2025, KREF was subject to the following commitments and contingencies:

Litigation — From time to time, KREF may be involved in various claims and legal actions arising in the ordinary course of business. KREF establishes an accrued liability for legal proceedings only when those matters present loss contingencies that are both probable and reasonably estimable.

As of December 31, 2025, KREF was not involved in any material legal proceedings regarding claims or legal actions against KREF.

Indemnifications — In the normal course of business, KREF enters into contracts that contain a variety of representations and warranties that provide general indemnifications and other indemnities relating to contractual performance. In addition, certain of KREF's subsidiaries have provided certain indemnities relating to environmental and other matters and has provided nonrecourse carve-out guarantees for fraud, willful misconduct and other customary wrongful acts, each in connection with the financing of certain real estate investments that KREF has made. KREF's maximum exposure under these arrangements is unknown as this would involve future claims that may be made against KREF that have not yet occurred. However, KREF expects the risk of material loss to be low.

Capital Commitments — As of December 31, 2025, KREF had future funding commitments of \$413.9 million related to its investments in commercial real estate loans. These future funding commitments primarily relate to construction projects, capital improvements, tenant improvements and leasing commissions. Generally, funding commitments are subject to certain conditions that must be met, such as customary construction draw certifications, minimum credit metrics or executions of new leases before advances are made to the borrower.

In January 2017, KREF committed \$40.0 million to invest in an aggregator vehicle alongside RECOP I. The two-year investment period for RECOP I ended in April 2019. As of December 31, 2025, KREF had a remaining commitment of \$4.3 million to RECOP I.

KKR Real Estate Finance Trust Inc.
Notes to Consolidated Financial Statements
(amount in tables in thousands, except per share amounts)

Note 16. Related Party Transactions

Management Agreement

The Management Agreement between KREF and the Manager is subject to certain termination and nonrenewal rights, which in the case of KREF are exercisable by a two-thirds vote by the independent directors of KREF's board of directors. If the independent directors of KREF's board of directors decline to renew the Management Agreement other than for cause, KREF is required to pay the Manager a termination fee equal to three times the total 24-month trailing average annual management fee and incentive compensation earned by the Manager through the most recently completed calendar quarter.

Pursuant to the Management Agreement, the Manager, as agent to KREF and under the supervision of KREF's board of directors, manages the investments, subject to investment guidelines approved by KREF's board of directors; financing activities; and day-to-day business and affairs of KREF and its subsidiaries.

For its services to KREF, the Manager is entitled to a quarterly management fee equal to the greater of \$62,500 or 0.375% of weighted average adjusted equity and quarterly incentive compensation equal to 20.0% of the excess of (a) the trailing 12-month distributable earnings (before incentive compensation payable to the Manager) over (b) 7.0% of the trailing 12-month weighted average adjusted equity ("Hurdle Rate"), less incentive compensation KREF already paid to the Manager with respect to the first three calendar quarters of such trailing 12-month period. The quarterly incentive compensation is calculated and paid in arrears with a one-quarter lag.

Adjusted equity generally represents the proceeds received by KREF and its subsidiaries from equity issuances, without duplication and net of offering costs, and distributable earnings, reduced by distributions, equity repurchases, and incentive compensation paid. Distributable earnings generally represent the net income, or loss, attributable to equity interests in KREF and its subsidiaries, without duplication, as well as realized losses not otherwise included in such net income, or loss, excluding non-cash equity compensation expense, incentive compensation, depreciation and amortization and unrealized gains or losses, from and after the effective date to the end of the most recently completed calendar quarter. KREF's board of directors, after majority approval by independent directors, may also exclude one-time events pursuant to changes in GAAP and certain material non-cash income or expense items from distributable earnings. For purposes of calculating incentive compensation, adjusted equity excludes: (i) the effects of equity issued by KREF and its subsidiaries that provides for fixed distributions or other debt characteristics and (ii) unrealized provision for (reversal of) credit losses.

KREF is also required to reimburse the Manager or its affiliates for documented costs and expenses incurred by it and its affiliates on behalf of KREF, except those specifically required to be borne by the Manager under the Management Agreement. The Manager is responsible for, and KREF does not reimburse the Manager or its affiliates for, the expenses related to investment personnel of the Manager and its affiliates who provide services to KREF. However, KREF does reimburse the Manager for KREF's allocable share of compensation paid to certain of the Manager's non-investment personnel, based on the percentage of time devoted by such personnel to KREF's affairs.

Related Party Services

In connection with the ATM and various financing arrangements, and in consideration for its services as a structuring and placement agent, KKR Capital Markets LLC ("KCM"), an affiliate of KKR, is entitled to receive commissions for the shares of KREF common stock that KCM sells and structuring fees generally based on a contractual percentage of the respective financing provided under each facility.

KREF has entered into various agreements with K-Star Asset Management LLC ("K-Star"), an affiliate of KKR, in connection with KREF's investments, including but not limited to due diligence and value-add services. Under the agreements, K-Star is entitled to receive certain fees in consideration for its services.

KKR Real Estate Finance Trust Inc.
Notes to Consolidated Financial Statements
(amount in tables in thousands, except per share amounts)

The following table summarizes the fees incurred in connection with the Management Agreement and various related parties services:

		Year Ended December 31,		
		2025	2024	2023
Manager	Management fees	\$ 22,677	\$ 24,533	\$ 26,171
Manager	Incentive compensation	—	—	2,491
Manager	Expense reimbursements	6,281	5,731	6,581
KCM	Structuring fees	7,301	—	—
K-Star	Diligence and servicing fees	391	—	—
Total		<u>\$ 36,650</u>	<u>\$ 30,264</u>	<u>\$ 35,243</u>

Management fees are paid one quarter in arrears and, together with any accrued expense reimbursements, KCM and K-Star fees, are included within "Due to related parties" in the Consolidated Balance Sheets.

Real Estate Owned and Equity Method Investment, Real Estate Asset

In June 2024, KREF and a KKR affiliate took title to a Mountain View, CA office property. The property was held in a joint venture where KREF and the KKR affiliate held a 68.9% and 31.1% interest, respectively, and shared decision-making (Note 11).

In June 2024, KREF and a KKR affiliate took title to a Seattle, WA life science property through a deed-in-lieu of foreclosure under a TIC agreement. Under the TIC agreement, KREF and the KKR affiliate held an economic interest of 74.6% and 25.4%, respectively, and shared decision-making (Note 11).

Equity Method Investment, Unconsolidated Entity

In October 2025, KREF acquired an economic interest in an affiliated company, which invested in a senior mortgage loan that is collateralized by industrial properties in France. KREF holds an economic interest of 50%, and does not have unilateral authority to direct the activities that most significantly impact the affiliated company's economic performance (Note 11).

Consolidated CMBS Trust

In June 2025, KREF and a KKR affiliate invested in securities issued by a CMBS trust controlled and consolidated by KREF (Note 8). As of December 31, 2025, the CMBS securities held by the KKR affiliate had a fair value of \$54.6 million and was presented within "Consolidated variable interest entity liabilities, CMBS trust, at fair value" on the Consolidated Balance Sheets.

Co-Borrowing Financing Facility

In June 2025, KREF, through a wholly owned subsidiary ("KREF Borrower"), and a KKR affiliate, through a wholly owned subsidiary ("Other KKR Borrower"), entered into a term lending financing facility with a financial institution ("KREF Lending XVI Facility"). Currently the facility is collateralized by one loan investment, but could be expanded in the future to include more loan investments. In such event, all loan investments thereunder would be cross-collateralized. An affiliate of KREF Borrower ("KREF Guarantor") guarantees the obligations of KREF Borrower, and an affiliate of Other KKR Borrower guarantees the obligations of Other KKR Borrower, with each respective guarantor's liability capped at its respective borrower's share of the KREF Lending XVI Facility. As of December 31, 2025, KREF's share of the outstanding financing principal was 50%, or \$100.0 million.

KKR Real Estate Finance Trust Inc.
Notes to Consolidated Financial Statements
(amount in tables in thousands, except per share amounts)

Note 17. Fair Value of Financial Instruments

The carrying values and fair values of KREF's financial assets and liabilities recorded at fair value on a recurring basis, as well as other financial instruments not carried at fair value, as of December 31, 2025, were as follows:

	Principal Balance	Amortized Cost	Carrying Value	Fair Value			
				Level 1	Level 2	Level 3	Total
Assets							
Cash and cash equivalents	\$ 84,617	\$ 84,617	\$ 84,617	\$ 84,617	\$ —	\$ —	\$ 84,617
Commercial real estate loans, held-for-investment, net	5,361,863	5,347,756	5,145,832	—	—	5,146,650	5,146,650
Consolidated variable interest entity assets, CMBS trust, at fair value	489,940	488,603	502,751	—	—	502,751	502,751
Total	<u>\$ 5,936,420</u>	<u>\$ 5,920,976</u>	<u>\$ 5,733,200</u>	<u>\$ 84,617</u>	<u>\$ —</u>	<u>\$ 5,649,401</u>	<u>\$ 5,734,018</u>
Liabilities							
Secured financing agreements, net	\$ 2,871,049	\$ 2,862,689	\$ 2,862,689	\$ —	\$ —	\$ 2,862,689	\$ 2,862,689
Collateralized loan obligations, net	1,198,378	1,198,332	1,198,332	—	—	1,189,911	1,189,911
Secured term loan, net	646,750	632,516	632,516	—	651,601	—	651,601
Consolidated variable interest entity liabilities, CMBS trust, at fair value	470,444	479,636	493,680	—	—	493,680	493,680
Foreign currency forward contracts ^(A)	1,265	1,265	1,265	—	1,265	—	1,265
Total	<u>\$ 5,187,886</u>	<u>\$ 5,174,438</u>	<u>\$ 5,188,482</u>	<u>\$ —</u>	<u>\$ 652,866</u>	<u>\$ 4,546,280</u>	<u>\$ 5,199,146</u>

(A) Included within "Other liabilities" on the Consolidated Balance Sheets.

The carrying values and fair values of KREF's financial assets recorded at fair value on a recurring basis, as well as other financial instruments for which fair value is disclosed, as of December 31, 2024, were as follows:

	Principal Balance	Amortized Cost	Carrying Value	Fair Value			
				Level 1	Level 2	Level 3	Total
Assets							
Cash and cash equivalents	\$ 104,933	\$ 104,933	\$ 104,933	\$ 104,933	\$ —	\$ —	\$ 104,933
Commercial real estate loans, held-for-investment, net	5,900,163	5,888,622	5,771,519	—	—	5,768,648	5,768,648
Total	<u>\$ 6,005,096</u>	<u>\$ 5,993,555</u>	<u>\$ 5,876,452</u>	<u>\$ 104,933</u>	<u>\$ —</u>	<u>\$ 5,768,648</u>	<u>\$ 5,873,581</u>
Liabilities							
Secured financing agreements, net	\$ 2,804,895	\$ 2,798,674	\$ 2,798,674	\$ —	\$ —	\$ 2,798,674	\$ 2,798,674
Collateralized loan obligations, net	1,766,231	1,766,104	1,766,104	—	—	1,745,561	1,745,561
Secured term loan, net	339,500	333,853	333,853	—	341,198	—	341,198
Total	<u>\$ 4,910,626</u>	<u>\$ 4,898,631</u>	<u>\$ 4,898,631</u>	<u>\$ —</u>	<u>\$ 341,198</u>	<u>\$ 4,544,235</u>	<u>\$ 4,885,433</u>

The following table presents the activities of Level 3 financial assets and liabilities recorded at fair value:

KKR Real Estate Finance Trust Inc.
Notes to Consolidated Financial Statements
(amount in tables in thousands, except per share amounts)

	Consolidated variable interest entity assets, CMBS trust, at fair value	Consolidated variable interest entity liabilities, CMBS trust, at fair value	Net
Balance as of December 31, 2024	\$ —	\$ —	\$ —
Purchases and repayments			
Purchases	8,967	—	8,967
Consolidation of CMBS trust	480,666	480,666	—
Repayments	(1,030)	(1,030)	—
Gains (losses) included in net income			
Unrealized gain (loss) included in change in net assets of consolidated variable interest entity, CMBS trust	14,148	14,044	104
Other ^(A)	2,479	2,380	99
Balance as of December 31, 2025	\$ 505,230	\$ 496,060	\$ 9,170

(A) Primarily consists of changes in accrued interest.

The following table contains the Level 3 inputs used to value assets and liabilities on a recurring and nonrecurring basis or where KREF discloses fair value as of December 31, 2025:

	Fair Value	Valuation Methodologies	Unobservable Inputs	Weighted Average ^(A)	Range
Assets					
Commercial real estate loans, held-for-investment	\$ 5,146,650	Discounted cash flow	Discount margin	4.1%	2.6% - 8.9%
			Capitalization rate	8.4%	5.4% - 10.3%
			Discount rate	10.4%	8.5% - 11.0%
Consolidated variable interest entity assets, CMBS trust, at fair value	502,751	Discounted cash flow	Yield	6.0%	4.1% - 33.3%
			Duration	6.8	2.2 - 7.1
Liabilities					
Consolidated variable interest entity liabilities, CMBS trust, at fair value	\$ 493,680	Discounted cash flow	Yield	6.0%	4.1% - 33.3%
			Duration	6.8	2.2 - 7.1

(A) Represents the average of the input value, weighted by the unpaid principal balance of the financial instrument.

Assets and Liabilities Measured at Fair Value on a Nonrecurring Basis

Certain assets not measured at fair value on an ongoing basis but subject to fair value adjustments only in certain circumstances, such as when there is evidence of impairment, are measured at fair value on a nonrecurring basis. KREF measures commercial real estate loans held-for-sale at the lower of cost or fair value and may be required, from time to time, to record a nonrecurring fair value adjustment. KREF measures commercial real estate loans held-for-investment at amortized cost, but may be required, from time to time, to record a nonrecurring fair value adjustment in the form of a CECL allowance.

Assets and Liabilities for Which Fair Value is Only Disclosed

KREF does not carry its secured financing agreements at fair value as management did not elect the fair value option for these liabilities. As of December 31, 2025, the fair value of KREF's financing facilities approximated their respective carrying value.

KKR Real Estate Finance Trust Inc.
Notes to Consolidated Financial Statements
(amount in tables in thousands, except per share amounts)

Note 18. Income Taxes

KREF has elected to be taxed as a REIT under Sections 856 through 860 of the Internal Revenue Code commencing with its taxable year ended December 31, 2014. A REIT is generally not subject to U.S. federal and state income tax on that portion of its income that is distributed to stockholders if it distributes at least 90% of its REIT taxable income, determined without regard to the deduction for dividends paid and excluding any net capital gains. A REIT will also be subject to a nondeductible excise tax to the extent certain percentages of its taxable income are not distributed within specified dates. While KREF expects to distribute at least 90% of its net taxable income for the foreseeable future, KREF will continue to evaluate its capital and liquidity needs in light of existing economic and market conditions.

KREF consolidates subsidiaries that incur U.S. federal, state and local income taxes, based on the tax jurisdiction in which each subsidiary operates. During the years ended December 31, 2025, 2024 and 2023, KREF recorded income tax expense of (\$0.2) million, \$0.2 million and \$0.7 million, respectively, related to the operations of its taxable REIT subsidiaries and various other state and local taxes. There were no material deferred tax assets or liabilities as of December 31, 2025 and December 31, 2024.

Common stock distributions treated as dividends for tax purposes were taxable as follows:

Year	Ordinary Dividends	Qualified Dividends	Long Term Capital Gain	Return of Capital
2025	63.2 %	— %	— %	36.8 %
2024	—	—	—	100.0
2023	91.5	—	—	8.5

KKR Real Estate Finance Trust Inc.
Notes to Consolidated Financial Statements
(amount in tables in thousands, except per share amounts)

Note 19. Subsequent Event

In January 2026, KREF paid \$16.1 million in dividends on its common stock, or \$0.25 per share, with respect to the fourth quarter of 2025, to stockholders of record on December 31, 2025.

In January 2026, KREF repurchased 92,094 shares for an aggregate cost of \$0.8 million, and retired 1,213,037 shares of common stock. Upon retirement, the shares were returned to authorized but unissued status, resulting in a reduction of common stock and additional paid-in capital.

In January 2026, KREF entered discussions with the borrower on its life science loan in Boston, MA, which as of December 31, 2025 was risk-rated 3 with an outstanding principal balance of \$229.6 million. Based on these discussions, KREF expects to downgrade the loan in the first quarter of 2026. As a result, KREF anticipates that the allowance for credit losses related to this loan will increase in the first quarter of 2026, however, the amount of such increase cannot be reasonably estimated at this time. As of the date of this annual report, the loan remains current on all contractual interest payments. The loan's next maturity date is August 2026 and the final maturity is August 2027.

KKR Real Estate Finance Trust Inc.
Notes to Consolidated Financial Statements
(amount in tables in thousands, except per share amounts)

Note 20. Summary Quarterly Consolidated Financial Information (Unaudited)

The following tables summarize KREF's quarterly financial data which, in the opinion of management, reflects all adjustments, consisting only of normal recurring adjustments, necessary for a fair presentation of KREF's results of operations for the years ended December 31, 2025 and 2024:

	2025				Year Ended December 31, 2025
	Quarter Ended				
	March 31	June 30	September 30	December 31	
Net Interest Income					
Interest income	\$ 113,967	\$ 112,272	\$ 108,019	\$ 101,341	\$ 435,599
Interest expense	82,626	82,101	82,685	75,549	322,961
Total net interest income	31,341	30,171	25,334	25,792	112,638
Other Income	3,875	5,700	6,080	6,848	22,503
Operating Expenses	40,965	66,444	18,642	59,735	185,786
Income (Loss) Before Income Taxes	(5,749)	(30,573)	12,772	(27,095)	(50,645)
Income tax expense	—	—	—	(156)	(156)
Net Income (Loss)	\$ (5,749)	\$ (30,573)	\$ 12,772	\$ (26,939)	\$ (50,489)
Net income (loss) attributable to noncontrolling interests	(888)	(847)	(1,006)	(697)	(3,438)
Net Income (Loss) Attributable to KKR Real Estate Finance Trust Inc. and Subsidiaries	(4,861)	(29,726)	13,778	\$ (26,242)	\$ (47,051)
Preferred stock dividends	5,326	5,326	5,326	5,326	21,304
Participating securities' share in earnings	363	373	373	421	1,530
Net Income (Loss) Attributable to Common Stockholders	\$ (10,550)	\$ (35,425)	\$ 8,079	\$ (31,989)	\$ (69,885)
Net Income (Loss) Per Share of Common Stock					
Basic and Diluted	\$ (0.15)	\$ (0.53)	\$ 0.12	\$ (0.49)	\$ (1.05)
Weighted Average Number of Shares of Common Stock Outstanding					
Basic and Diluted	68,765,877	67,191,309	65,876,727	65,442,561	66,807,432

KKR Real Estate Finance Trust Inc.
Notes to Consolidated Financial Statements
(amount in tables in thousands, except per share amounts)

	2024				
	Quarter Ended				Year Ended
	March 31	June 30	September 30	December 31	December 31, 2024
Net Interest Income					
Interest income	\$ 151,620	\$ 149,249	\$ 140,150	\$ 123,610	\$ 564,629
Interest expense	112,476	108,816	103,145	88,476	412,913
Total net interest income	39,144	40,433	37,005	35,134	151,716
Other Income	7,615	7,220	10,015	4,657	29,507
Operating Expenses	50,147	22,054	54,257	20,190	146,648
Income (Loss) Before Income Taxes	(3,388)	25,599	(7,237)	19,601	34,575
Income tax expense	41	71	91	45	248
Net Income (Loss)	\$ (3,429)	\$ 25,528	\$ (7,328)	\$ 19,556	\$ 34,327
Net income (loss) attributable to noncontrolling interests	(321)	(304)	60	(699)	(1,264)
Net Income (Loss) Attributable to KKR Real Estate Finance Trust Inc. and Subsidiaries	\$ (3,108)	\$ 25,832	\$ (7,388)	\$ 20,255	\$ 35,591
Preferred stock dividends	5,326	5,326	5,326	5,326	21,304
Participating securities' share in earnings	305	283	277	351	1,216
Net Income (Loss) Attributable to Common Stockholders	\$ (8,739)	\$ 20,223	\$ (12,991)	\$ 14,578	\$ 13,071
Net Income (Loss) Per Share of Common Stock					
Basic and Diluted	\$ (0.13)	\$ 0.29	\$ (0.19)	\$ 0.21	\$ 0.19
Weighted Average Number of Shares of Common Stock Outstanding					
Basic and Diluted	69,386,568	69,423,244	69,434,938	69,342,983	69,396,890

Schedule IV - Mortgage Loans on Real Estate
December 31, 2025
(dollars in millions)

Type of Loan	Description / Location	Interest Rates ^(A)	Maturity Date ^(B)	Payment Terms ^(C)	Principal Amount	Carrying Value
Senior Loans^(D)						
<i>Senior Loans in excess of 3% of the carrying value of total loans</i>						
Senior Loan 1	Industrial / Various, U.S.	+ 2.7%	May 2027	I/O	\$ 252.3	\$ 252.3
Senior Loan 2	Life Science / Massachusetts	+ 4.2%	August 2027	I/O	229.6	229.2
Senior Loan 3	Office / Washington	+ 3.7%	April 2027	I/O	224.6	224.5
Senior Loan 4	Multifamily / California	+ 2.9%	March 2026	I/O	220.0	220.0
Senior Loan 5	Industrial / New York	+ 8.2%	March 2026	I/O	217.2	216.4
Senior Loan 6	Office / Washington, D.C.	+ 3.4%	December 2027	I/O	180.5	180.3
Senior Loan 7	Multifamily / Florida	+ 2.8%	January 2027	I/O	171.4	171.4
<i>Senior Loans less than 3% of the carrying value of total loans</i>						
Senior Loans	Multifamily / Various	+ 2.3% — 3.9%	2026 - 2030	I/O	1,767.9	1,763.2
Senior Loans	Office / Various	+ 2.3% — 4.1%	2026 - 2030	I/O	815.6	812.6
Senior Loans	Life Science / Various	+ 1.0% — 4.5%	2026 - 2028	I/O	505.7	505.2
Senior Loans	Industrial / Various	+ 2.4% — 2.9%	2027 - 2030	I/O	491.2	488.1
Senior Loan	Hospitality / Various	+ 3.0 % — 3.3 %	2030 - 2031	I/O	149.0	147.8
Senior Loan	Student Housing / Pennsylvania	+ 3.0 %	June 2026	I/O	112.5	112.4
Senior Loan	Mixed Use / Pennsylvania	+ 4.0 %	July 2029	I/O	24.4	24.4
Total senior loans					<u>\$ 5,361.9</u>	<u>\$ 5,347.8</u>
Mezzanine Loans						
<i>Mezzanine Loans in excess of 3% of the carrying value of total loans</i>					—	—
<i>Mezzanine Loans less than 3% of the carrying value of total loans</i>					—	—
Total mezzanine loans					<u>\$ —</u>	<u>\$ —</u>
Total loans					<u>\$ 5,361.9</u>	<u>\$ 5,347.8</u>
CECL reserve						<u>(201.9)</u>
Total loans, net						<u>\$ 5,145.8</u>

- (A) Expressed as a spread over Term SOFR, SONIA or EURIBOR.
(B) Maturity date assumes all extension options are exercised, if applicable.
(C) I/O = interest only until final maturity unless otherwise noted.
(D) Senior loans include senior mortgages and similar credit quality investments.

For the activity within KREF's loan portfolio during the year ended December 31, 2025, refer to Note 3 of the consolidated financial statements.

ITEM 9. CHANGES IN AND DISAGREEMENTS WITH ACCOUNTANTS ON ACCOUNTING AND FINANCIAL DISCLOSURE

None.

ITEM 9A. CONTROLS AND PROCEDURES

Evaluation of Disclosure Controls and Procedures

We maintain disclosure controls and procedures (as such term is defined in Rules 13a-15(e) and 15d-15(e) under the Exchange Act) that are designed to ensure that the information required to be disclosed by us in the reports filed or submitted by us under the Exchange Act is recorded, processed, summarized and reported within the time periods specified in the SEC's rules and forms and such information is accumulated and communicated to management, including the Chief Executive Officer and the Chief Financial Officer, as appropriate, to allow timely decisions regarding required disclosure. Any controls and procedures, no matter how well designed and operated, can provide only reasonable assurances of achieving the desired controls.

As of December 31, 2025, we carried out an evaluation, under the supervision and with the participation of our management, including the Chief Executive Officer and the Chief Financial Officer, of the effectiveness of the design and operation of our disclosure controls and procedures. Based upon that evaluation, our Chief Executive Officer and Chief Financial Officer have concluded that, as of December 31, 2025, our disclosure controls and procedures were effective to accomplish their objectives at the reasonable assurance level.

Management's Annual Report on Internal Control Over Financial Reporting

Our management is responsible for establishing and maintaining adequate internal control over financial reporting as defined in Rules 13a-15(f) and 15d-15(f) under the Exchange Act. Our internal control over financial reporting is designed to provide reasonable assurance regarding the reliability of financial reporting and the preparation of our consolidated financial statements for external purposes in accordance with generally accepted accounting principles. Our internal control over financial reporting includes those policies and procedures that (1) pertain to the maintenance of records that, in reasonable detail, accurately and fairly reflect the transactions and dispositions of the assets of KREF, (2) provide reasonable assurance that transactions are recorded as necessary to permit preparation of consolidated financial statements in accordance with U.S. generally accepted accounting principles, and that our receipts and expenditures are being made only in accordance with authorizations of our management and directors, and (3) provide reasonable assurance regarding prevention or timely detection of unauthorized acquisition, use or disposition of our assets that could have a material effect on the consolidated financial statements.

Because of its inherent limitations, internal control over financial reporting may not prevent or detect misstatements in our consolidated financial statements. Also, projections of any evaluation of effectiveness to future periods are subject to the risk that controls may become inadequate because of changes in conditions, or that the degree of compliance with the policies or procedures may deteriorate.

Under the supervision and with the participation of our management, including our Chief Executive Officer and the Chief Financial Officer, we conducted an evaluation of the effectiveness of our internal control over financial reporting using the criteria set forth by the Committee of Sponsoring Organizations of the Treadway Commission (COSO) in Internal Control-Integrated Framework (2013). Based on its evaluation, our management concluded that our internal control over financial reporting was effective as of the end of the fiscal year covered by this Annual Report on Form 10-K.

Changes in Internal Control over Financial Reporting

No change in our internal control over financial reporting (as such term is defined in Rule 13a-15(f) of the Exchange Act) occurred during the quarter ended December 31, 2025 that materially affected, or is reasonably likely to materially affect, our internal control over financial reporting.

Attestation Report of the Independent Registered Public Accounting Firm

Deloitte & Touche LLP, our independent registered public accounting firm that audited our consolidated financial statements included in this Annual Report, has issued its attestation report on our internal control over financial reporting, which is included in Part II, Item 8. “Financial Statements and Supplementary Data” of this Annual Report.

ITEM 9B. OTHER INFORMATION

As previously disclosed, effective as of January 30, 2026, Kelly Galligan ceased to serve as the Company's General Counsel and Secretary.

Rule 10b5-1 Trading Plans

During the quarter ended December 31, 2025, no director or officer (as defined in Rule 16a-1(f) under the Exchange Act) of the Company adopted or terminated any Rule 10b5-1 trading arrangements or non-Rule 10b5-1 trading arrangements (in each case, as defined in Item 408(a) of Regulation S-K).

ITEM 9C. DISCLOSURE REGARDING FOREIGN JURISDICTIONS THAT PREVENT INSPECTIONS

Not applicable.

PART III.

ITEM 10. DIRECTORS, EXECUTIVE OFFICERS AND CORPORATE GOVERNANCE

We have adopted a code of business conduct and ethics (the “Code of Conduct”) that applies to all of our directors, employees (if any) and the officers and employees of our Manager and its affiliates who provide services to us, including our principal executive officer, principal financial officer, principal accounting officer or controller or persons performing similar functions. Our Code of Conduct, as it relates to employees of KKR, operates in conjunction with, and in addition to, any applicable policies of KKR.

Our Code of Conduct is available the Investor Relations section of our website at www.kkrreit.com. We intend to make any legally required disclosures regarding amendments to, or waivers of, provisions of our Code of Conduct on our website rather than by filing a Current Report on Form 8-K.

The remaining information required by this item is incorporated by reference to the company’s definitive proxy statement to be filed not later than April 30, 2026 with the SEC pursuant to Regulation 14A under the Exchange Act.

ITEM 11. EXECUTIVE COMPENSATION

The information required by this item is incorporated by reference to the company’s definitive proxy statement to be filed not later than April 30, 2026 with the SEC pursuant to Regulation 14A under the Exchange Act.

ITEM 12. SECURITY OWNERSHIP OF CERTAIN BENEFICIAL OWNERS AND MANAGEMENT AND RELATED STOCKHOLDER MATTERS

The information required by this item is incorporated by reference to the company’s definitive proxy statement to be filed not later than April 30, 2026 with the SEC pursuant to Regulation 14A under the Exchange Act.

ITEM 13. CERTAIN RELATIONSHIPS AND RELATED TRANSACTIONS AND DIRECTOR INDEPENDENCE

The information required by this item is incorporated by reference to the company’s definitive proxy statement to be filed not later than April 30, 2026 with the SEC pursuant to Regulation 14A under the Exchange Act.

ITEM 14. PRINCIPAL ACCOUNTANT FEES AND SERVICES

The information required by this item is incorporated by reference to the company’s definitive proxy statement to be filed not later than April 30, 2026 with the SEC pursuant to Regulation 14A under the Exchange Act.

PART IV.

ITEM 15. EXHIBITS, FINANCIAL STATEMENT SCHEDULES

(a) The following documents are filed as part of the Annual Report on Form 10-K.

1. Financial Statements

See Item 8 to the Annual Report on Form 10-K.

2. Financial Statement Schedule:

See Schedule IV — Mortgage Loans on Real Estate as of December 31, 2025 of the Annual Report on Form 10-K.

3. Exhibits:

Exhibit Number	Exhibit Description
3.1	<u>Articles of Restatement of KKR Real Estate Finance Trust Inc., dated as of May 10, 2017 (incorporated by reference to Exhibit 3.1 to the Company's Current Report on Form 8-K filed on May 10, 2017).</u>
3.2	<u>Amended and Restated Bylaws of KKR Real Estate Finance Trust Inc. (incorporated by reference to Exhibit 3.2 to the Company's Registration on Form S-11/A filed on April 13, 2017).</u>
3.3	<u>Articles Supplementary, designating the Company's 6.5% Series A Cumulative Redeemable Preferred Stock (incorporated by reference to Exhibit 3.1 to the Company's Current Report on Form 8-K filed on April 16, 2021).</u>
3.4	<u>Articles Supplementary, designating additional shares of the Company's 6.5% Series A Cumulative Redeemable Preferred Stock (incorporated by reference to Exhibit 3.1 to the Company's Current Report on Form 8-K filed on January 13, 2022).</u>
4.1	<u>Description of securities (incorporated by reference to Exhibit 4.1 to the Company's Annual Report on Form 10-K for the year ended December 31, 2021).</u>
4.2	<u>Form of Specimen Certificate for the Company's 6.50% Series A Cumulative Redeemable Preferred Stock (incorporated by reference to Exhibit 4.1 to the Company's Current Report on Form 8-K filed on April 16, 2021).</u>
4.3	<u>Indenture, dated as of August 16, 2021, among KREF 2021-FL2 Ltd., KREF 2021-FL2 LLC, KREF CLO Loan Seller LLC, Wilmington Trust, National Association, and Wells Fargo Bank, National Association (incorporated by reference to Exhibit 4.1 to the Company's Current Report on Form 8-K filed on August 19, 2021).</u>
4.4	<u>Supplemental Indenture No. 1, dated as of June 26, 2023, among KREF 2021-FL2 Ltd., KREF 2021-FL2 LLC, KREF CLO Loan Seller LLC, Wilmington Trust, National Association, and Wells Fargo Bank, National Association (incorporated by reference to Exhibit 4.1 to the Company's Quarterly Report on Form 10-Q for the quarter ended June 30, 2023).</u>
4.5	<u>Indenture, dated as of February 10, 2022, among KREF 2022-FL3 Ltd., KREF 2022-FL3 LLC, KREF CLO Loan Seller LLC, Wilmington Trust, National Association, and Computershare Trust Company, National Association (incorporated by reference to Exhibit 4.1 to the Company's Current Report on Form 8-K filed on February 16, 2022).</u>
10.1	<u>Third Amended and Restated Management Agreement, dated as of May 5, 2017, between KKR Real Estate Finance Trust Inc. and KKR Real Estate Finance Manager LLC (incorporated by reference to Exhibit 10.2 to the Company's Current Report on Form 8-K filed on May 10, 2017).</u>
10.2	<u>First Amendment to the Third Amended and Restated Management Agreement, dated as of August 5, 2019, between KKR Real Estate Finance Trust Inc. and KKR Real Estate Finance Manager LLC (incorporated by reference to Exhibit 10.1 to the Company's Quarterly Report on Form 10-Q for the quarter ended September 30, 2019).</u>
10.3	<u>Stockholders Agreement, dated as of March 29, 2016, among KKR Fund Holdings L.P., the stockholders party thereto, KKR Real Estate Finance Trust Inc. and KKR Real Estate Finance Manager LLC (incorporated by reference to Exhibit 10.2 to the Company's Registration on Form S-11 filed on April 3, 2017).</u>
10.4	<u>First Amendment to the Stockholders Agreement, dated as of September 29, 2016, among KKR Real Estate Finance Trust Inc., KKR Real Estate Finance Manager LLC, KKR Fund Holdings L.P. and the stockholders party thereto (incorporated by reference to Exhibit 10.3 to the Company's Registration on Form S-11 filed on April 3, 2017).</u>

Exhibit Number	Exhibit Description
10.5	<u>Second Amendment to the Stockholders Agreement, dated as of January 9, 2017, among KKR Real Estate Finance Trust Inc., KKR Real Estate Finance Manager LLC, KKR Fund Holdings L.P. and the stockholders party thereto (incorporated by reference to Exhibit 10.4 to the Company's Registration on Form S-11 filed on April 3, 2017).</u>
10.6	<u>Registration Rights Agreement, dated as of March 29, 2016, among KKR Real Estate Finance Trust Inc., KKR Fund Holdings L.P. and the other investors party thereto (incorporated by reference to Exhibit 10.5 to the Company's Registration on Form S-11 filed on April 3, 2017).</u>
10.7	<u>First Amendment to the Registration Rights Agreement, dated as of September 29, 2016, among KKR Real Estate Finance Trust Inc., KKR Fund Holdings L.P. and the other investors party thereto (incorporated by reference to Exhibit 10.6 to the Company's Registration on Form S-11 filed on April 3, 2017).</u>
10.8	<u>Amended and Restated Loan and Servicing Agreement, dated as of December 20, 2022, among KREF Holdings VII LLC, KREF Lending VII LLC, PNC Bank, National Association, Midland Loan Services, a division of PNC Bank, National Association, the Initial Lender, and KKR Capital Markets LLC (incorporated by reference to Exhibit 10.1 to the Company's Quarterly Report on Form 10-Q for the quarter ended June 30, 2023).</u>
10.9	<u>First Amendment to Amended and Restated Loan and Servicing Agreement, dated as of June 27, 2023, among KREF Holdings VII LLC, KREF Lending VII LLC, PNC Bank, National Association, Midland Loan Services, a division of PNC Bank, National Association, the Initial Lender, and KKR Capital Markets LLC (incorporated by reference to Exhibit 10.2 to the Company's Quarterly Report on Form 10-Q for the quarter ended June 30, 2023).</u>
10.10	<u>Master Repurchase and Securities Contract Agreement, dated as of December 6, 2016, between Morgan Stanley Bank, N.A. and KREF Lending IV LLC (incorporated by reference to Exhibit 10.16 to the Company's Registration on Form S-11 filed on April 3, 2017).</u>
10.11	<u>Omnibus Amendment, dated as of November 10, 2017, to the Master Repurchase and Securities Contract Agreement, dated as of December 6, 2016, between Morgan Stanley Bank, N.A. and KREF Lending IV LLC (incorporated by reference to Exhibit 10.1 to the Company's Current Report on Form 8-K filed on November 13, 2017).</u>
10.12	<u>Guaranty Agreement, dated as of December 6, 2016, made by KKR Real Estate Finance Holdings L.P. in favor of Morgan Stanley Bank, N.A. (incorporated by reference to Exhibit 10.20 to the Company's Annual Report on Form 10-K for the year ended December 31, 2017).</u>
10.13	<u>First Amendment to Guaranty Agreement, dated as of December 31, 2018, between KKR Real Estate Finance Holdings L.P. and Morgan Stanley Bank, N.A. (incorporated by reference to Exhibit 10.13 to the Company's Annual Report on Form 10-K for the year ended December 31, 2023).</u>
10.14	<u>Second Amendment to Guaranty Agreement, dated as of September 26, 2023, between KKR Real Estate Finance Holdings L.P. and Morgan Stanley Bank, N.A. (incorporated by reference to Exhibit 10.2 to the Company's Quarterly Report on Form 10-Q for the quarter ended September 30, 2023).</u>
10.15	<u>Third Amendment to Guaranty Agreement, effective as of September 20, 2024, between KKR Real Estate Finance Holdings L.P. and Morgan Stanley Bank, N.A. (incorporated by reference to Exhibit 10.3 to the Company's Quarterly Report on Form 10-Q for the quarter ended September 30, 2024).</u>
10.16	<u>Fourth Amendment to Guaranty Agreement, effective as of March 6, 2025, between KKR Real Estate Finance Holdings L.P. and Morgan Stanley Bank, N.A. (incorporated by reference to Exhibit 10.4 to the Company's Quarterly Report on Form 10-Q for the quarter ended March 31, 2025).</u>

Exhibit Number	Exhibit Description
10.17	<u>Second Amendment to Guaranty Agreement, dated as of September 20, 2024, between KKR Real Estate Finance Holdings L.P. and Morgan Stanley Bank, N.A. (as the assignee of all of the rights and obligations of MUFG Bank Ltd. under the Program Documents) (incorporated by reference to Exhibit 10.4 to the Company's Quarterly Report on Form 10-Q for the quarter ended September 30, 2024)</u>
10.18	<u>Third Amendment to Guaranty Agreement, effective as of March 6, 2025, between KKR Real Estate Finance Holdings L.P. and Morgan Stanley Bank, N.A. (as the assignee of all the rights and obligations of MUFG Bank Ltd. under the Program Documents) (incorporated by reference to Exhibit 10.5 to the Company's Quarterly Report on Form 10-Q for the quarter ended March 31, 2025).</u>
10.19	<u>First Amendment to Master Repurchase Agreement, dated December 31, 2018, between Morgan Stanley Bank, N.A. and KREF Lending IV LLC (incorporated by reference to Exhibit 10.1 to the Company's Quarterly Report on Form 10-Q for the quarter ended March 31, 2019).</u>
10.20	<u>Second Amendment to Master Repurchase Agreement, dated March 14, 2019, between Morgan Stanley Bank, N.A. and KREF Lending IV LLC and KKR Real Estate Finance Holdings L.P. (incorporated by reference to Exhibit 10.2 to the Company's Quarterly Report on Form 10-Q for the quarter ended March 31, 2019).</u>
10.21	<u>Third Amendment to Master Repurchase Agreement, dated June 7, 2019, between Morgan Stanley Bank, N.A. and KREF Lending IV LLC and KKR Real Estate Finance Holdings L.P. (incorporated by reference to Exhibit 10.3 to the Company's Quarterly Report on Form 10-Q for the quarter ended June 30, 2019).</u>
10.22	<u>Fourth Amendment to Master Repurchase Agreement, dated December 4, 2019, between Morgan Stanley Bank, N.A., KREF Lending IV LLC and KKR Real Estate Finance Holdings L.P. (incorporated by reference to Exhibit 10.22 to the Company's Annual Report on Form 10-K for the year ended December 31, 2020).</u>
10.23	<u>Fifth Amendment to Master Repurchase Agreement, dated February 21, 2020, between Morgan Stanley Bank, N.A. and KREF Lending IV LLC and KKR Real Estate Finance Holdings L.P. (incorporated by reference to Exhibit 10.1 to the Company's Quarterly Report on Form 10-Q for the quarter ended March 31, 2020).</u>
10.24	<u>Sixth Amendment to Master Repurchase Agreement, dated as of June 29, 2021, between Morgan Stanley Bank, N.A. and KREF Lending IV LLC and KKR Real Estate Finance Holdings L.P. (incorporated by reference to Exhibit 10.4 to the Company's Quarterly Report on Form 10-Q for the quarter ended June 30, 2021).</u>
10.25	<u>Seventh Amendment to Master Repurchase Agreement, dated December 29, 2021, between Morgan Stanley Bank, N.A. and KREF Lending IV LLC and KKR Real Estate Finance Holdings L.P. (incorporated by reference to Exhibit 10.29 to the Company's Annual Report on Form 10-K for the year ended December 31, 2021).</u>
10.26	<u>Eighth Amendment to Master Repurchase Agreement, dated February 15, 2022, among Morgan Stanley Bank, N.A., KREF Lending IV LLC, and KKR Real Estate Finance Holdings L.P. (incorporated by reference to Exhibit 10.8 to the Company's Quarterly Report on Form 10-Q for the quarter ended March 31, 2022).</u>
10.27	<u>Ninth Amendment to Master Repurchase Agreement, dated March 30, 2023, among Morgan Stanley Bank, N.A., KREF Lending IV LLC, and KKR Real Estate Finance Holdings L.P. (incorporated by reference to Exhibit 10.1 to the Company's Quarterly Report on Form 10-Q for the quarter ended March 31, 2023).</u>
10.28	<u>Tenth Amendment to Master Repurchase Agreement, dated September 6, 2023, among Morgan Stanley Bank, N.A., KREF Lending IV LLC, and KKR Real Estate Finance Holdings L.P. (incorporated by reference to Exhibit 10.4 to the Company's Quarterly Report on Form 10-Q for the quarter ended September 30, 2023).</u>

Exhibit Number	Exhibit Description
10.29*	<u>Seventh Amendment, dated as of March 16, 2022, to the Credit Agreement among KREF Holdings X LLC, KKR Real Estate Finance Holdings L.P., Morgan Stanley Senior Funding Inc., as administrative agent, and the lenders party thereto (incorporated by reference to Exhibit 10.4 to the Company's Quarterly Report on Form 10-Q for the quarter ended March 31, 2022).</u>
10.30	<u>Eighth Amendment, dated as of September 26, 2023, to the Credit Agreement among KREF Holdings X LLC, KKR Real Estate Finance Holdings L.P., Morgan Stanley Senior Funding Inc., as administrative agent, and the lenders party thereto (incorporated by reference to Exhibit 10.3 to the Company's Quarterly Report on Form 10-Q for the quarter ended September 30, 2023).</u>
10.31	<u>Ninth Amendment, dated as of September 16, 2024, to the Credit Agreement among KREF Holdings X LLC, KKR Real Estate Finance Holdings L.P., Morgan Stanley Senior Funding Inc., as administrative agent, and the lenders party thereto (incorporated by reference to Exhibit 10.5 to the Company's Quarterly Report on Form 10-Q for the quarter ended September 30, 2024).</u>
10.32*	<u>Tenth Amendment, dated as of March 5, 2025, to the Credit Agreement among KREF Holdings X LLC, KKR Real Estate Finance Holdings L.P., the lenders party thereto and Morgan Stanley Senior Funding Inc., as administrative agent (incorporated by reference to Exhibit 10.2 to the Company's Quarterly Report on Form 10-Q for the quarter ended March 31, 2025).</u>
10.33*	<u>Lender Joinder Agreement No. 6, dated as of March 28, 2022, to the Credit Agreement among KREF Holdings X LLC, KKR Real Estate Finance Holdings L.P., Morgan Stanley Senior Funding Inc., as administrative agent, and the new lender party thereto (incorporated by reference to Exhibit 10.5 to the Company's Quarterly Report on Form 10-Q for the quarter ended March 31, 2022).</u>
10.34*	<u>Lender Joinder Agreement No. 7, dated as of March 31, 2022, to the Credit Agreement among KREF Holdings X LLC, KKR Real Estate Finance Holdings L.P., Morgan Stanley Senior Funding Inc., as administrative agent, and the new lenders party thereto (incorporated by reference to Exhibit 10.6 to the Company's Quarterly Report on Form 10-Q for the quarter ended March 31, 2022).</u>
10.35*	<u>Lender Joinder Agreement No. 8, dated as of April 4, 2022, to the Credit Agreement among KREF Holdings X LLC, KKR Real Estate Finance Holdings L.P., Morgan Stanley Senior Funding Inc., as administrative agent, and the new lenders party thereto (incorporated by reference to Exhibit 10.7 to the Company's Quarterly Report on Form 10-Q for the quarter ended March 31, 2022).</u>
10.36*	<u>Lender Joinder Agreement No. 9, dated as of April 19, 2022, to the Credit Agreement among KREF Holdings X LLC, KKR Real Estate Finance Holdings L.P., Morgan Stanley Senior Funding Inc., as administrative agent, and the new lenders party thereto (incorporated by reference to Exhibit 10.2 to the Company's Quarterly Report on Form 10-Q for the quarter ended September 30, 2025).</u>
10.37*	<u>Lender Joinder Agreement No. 10, dated as of September 10, 2025, to the Credit Agreement among KREF Holdings X LLC, KKR Real Estate Finance Holdings L.P., Morgan Stanley Senior Funding Inc., as administrative agent, and the new lenders party thereto (incorporated by reference to Exhibit 10.3 to the Company's Quarterly Report on Form 10-Q for the quarter ended September 30, 2025).</u>
10.38	<u>Amended and Restated Master Repurchase and Securities Contract, dated as of April 7, 2017, between KREF Lending I LLC and Wells Fargo Bank, National Association (incorporated by reference to Exhibit 10.20 to the Company's Registration on Form S-11/A filed on April 13, 2017).</u>
10.39	<u>Amendment No. 1 to Amended and Restated Master Repurchase and Securities Contract, dated as of September 20, 2017, between KREF Lending I LLC and Wells Fargo Bank, National Association (incorporated by reference to Exhibit 10.3 to the Company's Quarterly Report on Form 10-Q for the quarterly period ended September 30, 2017).</u>
10.40	<u>Amendment No. 2 to Amended and Restated Master Repurchase and Securities Contract, dated as of November 28, 2018, between KREF Lending I LLC and Wells Fargo Bank, National Association (incorporated by reference to Exhibit 10.5 to the Company's Quarterly Report on Form 10-Q for the quarter ended March 31, 2019).</u>

Exhibit Number	Exhibit Description
10.41	<u>Amendment No. 3 to Amended and Restated Master Repurchase and Securities Contract, dated as of September 23, 2021, between KREF Lending I LLC and Wells Fargo Bank, National Association (incorporated by reference to Exhibit 10.1 to the Company's Quarterly Report on Form 10-Q for the quarter ended September 30, 2021).</u>
10.42	<u>Amendment No. 4 to Amended and Restated Master Repurchase and Securities Contract, dated as of September 23, 2024, between KREF Lending I LLC and Wells Fargo Bank, National Association (incorporated by reference to Exhibit 10.1 to the Company's Quarterly Report on Form 10-Q for the quarter ended September 30, 2024).</u>
10.43	<u>Letter Agreement, dated March 27, 2019, amending the Amended and Restated Master Repurchase and Securities Contract between KREF Lending I LLC and Wells Fargo Bank, National Association (incorporated by reference to Exhibit 10.6 to the Company's Quarterly Report on Form 10-Q for the quarter ended March 31, 2019).</u>
10.44	<u>Guarantee Agreement, dated as of October 21, 2015, made by KKR Real Estate Finance Holdings L.P. in favor of Wells Fargo Bank, National Association (incorporated by reference to Exhibit 10.13 to the Company's Registration on Form S-11 filed on April 3, 2017).</u>
10.45	<u>Amendment No. 2 to Master Repurchase and Securities Contract, Guarantee Agreement, Servicing Agreement and Custodial Agreement, dated as of September 9, 2016, among KREF Lending I LLC, Wells Fargo Bank, National Association, KKR Real Estate Finance Holdings, L.P. and Situs Asset Management LLC (incorporated by reference to Exhibit 10.12 to the Company's Registration on Form S-11 filed on April 3, 2017).</u>
10.46	<u>Amendment No. 3 to Guarantee Agreement, dated as of April 7, 2017, between Wells Fargo Bank, National Association and KKR Real Estate Finance Holdings L.P. (incorporated by reference to Exhibit 10.21 to the Company's Registration on Form S-11/A filed on April 13, 2017).</u>
10.47	<u>Amendment No. 4 to Guarantee Agreement, dated as of December 28, 2018, between Wells Fargo Bank, National Association and KKR Real Estate Finance Holdings L.P. (incorporated by reference to Exhibit 10.22 to the Company's Annual Report on Form 10-K for the year ended December 31, 2018).</u>
10.48	<u>Amendment No. 5 to Guarantee Agreement, dated as of June 30, 2021 between Wells Fargo Bank, National Association and KKR Real Estate Finance Holdings L.P. (incorporated by reference to Exhibit 10.5 to the Company's Quarterly Report on Form 10-Q for the quarter ended June 30, 2021).</u>
10.49	<u>Amendment No. 6 to Guarantee Agreement, dated as of September 26, 2023, between Wells Fargo Bank, National Association and KKR Real Estate Finance Holdings L.P. (incorporated by reference to Exhibit 10.5 to the Company's Quarterly Report on Form 10-Q for the quarter ended September 30, 2023).</u>
10.50	<u>Amendment No. 7 to Guarantee Agreement, dated as of September 20, 2024, between Wells Fargo Bank, National Association and KKR Real Estate Finance Holdings L.P. (incorporated by reference to Exhibit 10.2 to the Company's Quarterly Report on Form 10-Q for the quarter ended September 30, 2024).</u>
10.51	<u>Amendment No. 8 to Guarantee Agreement, dated as of March 6, 2025 between Wells Fargo Bank, National Association and KKR Real Estate Finance Holdings L.P. (incorporated by reference to Exhibit 10.3 to the Company's Quarterly Report on Form 10-Q for the quarter ended March 31, 2025).</u>
10.52	<u>Master Repurchase Agreement and Securities Contract, dated July 27, 2021, among MUFG Union Bank, N.A. and KREF Lending IX LLC (incorporated by reference to Exhibit 10.1 to the Company's Quarterly Report on Form 10-Q for the quarter ended March 31, 2022).</u>
10.53	<u>Limited Guaranty, dated as of July 27, 2021, made by KKR Real Estate Finance Holdings L.P. in favor of MUFG Union Bank, N.A. (incorporated by reference to Exhibit 10.2 to the Company's Quarterly Report on Form 10-Q for the quarter ended March 31, 2022).</u>

Exhibit Number	Exhibit Description
10.54	<u>Omnibus Amendment and Reaffirmation Agreement to the MUFG Repurchase Agreement, dated March 31, 2022, among KREF Lending IX LLC, KREF Holdings IX LLC, KREF Capital LLC, KKR Real Estate Finance Holdings L.P. and MUFG Bank, Ltd. (incorporated by reference to Exhibit 10.3 to the Company's Quarterly Report on Form 10-Q for the quarter ended March 31, 2022).</u>
10.55*	<u>Second Omnibus Amendment and Reaffirmation Agreement to the MUFG Repurchase Agreement, dated August 23, 2022, among KREF Lending IX LLC, KREF Holdings IX LLC, KREF Capital LLC, KKR Real Estate Finance Holdings L.P. and MUFG Bank, Ltd. (incorporated by reference to Exhibit 10.1 to the Company's Quarterly Report on Form 10-Q for the quarter ended September 30, 2022).</u>
10.56	<u>Third Omnibus Amendment and Reaffirmation Agreement to the MUFG Repurchase Agreement, dated September 26, 2023, among KREF Lending IX LLC, KREF Holdings IX LLC, KREF Capital LLC, KKR Real Estate Finance Holdings L.P. and MUFG Bank, Ltd. (incorporated by reference to Exhibit 10.7 to the Company's Quarterly Report on Form 10-Q for the quarter ended September 30, 2023).</u>
10.57	<u>Fourth Omnibus Amendment and Reaffirmation Agreement, dated as of May 22, 2024, among KREF Lending IX LLC, KKR Real Estate Finance Holdings L.P., KREF Holdings IX LLC, KREF Capital LLC, Computershare Trust Company, N.A., and Morgan Stanley Bank, N.A. (as assignee of all the rights and obligations of MUFG Bank Ltd.) (incorporated by reference to Exhibit 10.1 to the Company's Quarterly Report on Form 10-Q for the quarter ended June 30, 2024).</u>
10.58	<u>Trademark License Agreement, dated as of May 4, 2017, between Kohlberg Kravis Roberts & Co. L.P. and KKR Real Estate Finance Trust Inc. (incorporated by reference to Exhibit 10.1 to the Company's Current Report on Form 8-K filed on May 10, 2017).</u>
10.59†	<u>Form of Director and Officer Indemnification Agreement (incorporated by reference to Exhibit 10.19 to the Company's Registration on Form S-11/A filed on April 26, 2017).</u>
10.60†	<u>Amended and Restated KKR Real Estate Finance Trust Inc. 2016 Omnibus Incentive Plan (incorporated by reference to Exhibit 10.18 to the Company's Registration on Form S-11/A filed on April 26, 2017).</u>
10.61†	<u>Form of Restricted Stock Unit Grant Notice and Restricted Stock Unit Agreement for Non-Employee Directors (incorporated by reference to Exhibit 10.1 to the Company's Quarterly Report on Form 10-Q for the quarterly period ended March 31, 2021).</u>
10.62†	<u>Form of Restricted Stock Unit Grant Notice and Restricted Stock Unit Agreement (incorporated by reference to Exhibit 10.29 to the Company's Annual Report on Form 10-K for the year ended December 31, 2017).</u>
10.63†	<u>Form of 2021 Restricted Stock Unit Grant Notice and Restricted Stock Unit Agreement (incorporated by reference to Exhibit 10.49 to the Company's Annual Report on Form 10-K for the year ended December 31, 2021).</u>
10.64†	<u>KKR Real Estate Finance Trust Inc. Directors and Officers Deferral Plan (incorporated by reference to Exhibit 10.1 to the Company's Current Report on Form 8-K filed on March 21, 2022).</u>
10.65	<u>Term Loan Credit Agreement, dated as of March 5, 2025, by and among KREF Holdings X LLC, KKR Real Estate Financing Holdings L.P., the guarantors from time to time party thereto, the lenders from time to time party thereto and Goldman Sachs USA, as administrative agent (incorporated by reference to Exhibit 10.1 to the Company's Quarterly Report on Form 10-Q for the quarter ended March 31, 2025).</u>
10.66*	<u>Amendment No. 1 to Term Loan Credit Agreement, dated as of September 8, 2025, by and among KREF Holdings X LLC, KKR Real Estate Financing Holdings L.P., the guarantors from time to time party thereto, the lenders from time to time party thereto and Goldman Sachs USA, as administrative agent (incorporated by reference to Exhibit 10.1 to the Company's Quarterly Report on Form 10-Q for the quarter ended September 30, 2025).</u>

Exhibit Number	Exhibit Description
10.67†	KKR Real Estate Finance Trust Inc. 2025 Omnibus Incentive Plan (incorporated by reference to Exhibit 10.1 to the Company's Registration Statement on Form S-8 filed on April 30, 2025).
10.68†	Form of Restricted Stock Unit Grant Notice for Non-Employee Directors under the KKR Real Estate Finance Trust Inc. 2025 Omnibus Incentive Plan. (incorporated by reference to Exhibit 10.2 to the Company's Quarterly Report on Form 10-Q for the quarterly period ended June 30, 2025).
10.69†	Form of Restricted Stock Unit Grant Notice and Restricted Stock Unit Agreement (incorporated by reference to Exhibit 10.3 to the Company's Quarterly Report on Form 10-Q for the quarterly period ended June 30, 2025).
19.1	Policies and Procedures for Trading in Securities of KKR Real Estate Finance Trust Inc.
21.1	Subsidiaries of KKR Real Estate Finance Trust Inc.
23.1	Consent of Deloitte & Touche LLP.
31.1	Certificate of Matthew A. Salem, Chief Executive Officer, pursuant to Section 302 of the Sarbanes-Oxley Act of 2002.
31.2	Certificate of Kendra L. Decious, Chief Financial Officer, pursuant to Section 302 of the Sarbanes-Oxley Act of 2002.
32.1	Certificate of Matthew A. Salem, Chief Executive Officer, pursuant to Section 18 U.S.C. Section 1350, as adopted pursuant to Section 906 of the Sarbanes-Oxley Act of 2002 (furnished herewith).
32.2	Certificate of Kendra L. Decious, Chief Financial Officer, pursuant to Section 18 U.S.C. Section 1350, as adopted pursuant to Section 906 of the Sarbanes-Oxley Act of 2002 (furnished herewith).
97.1	Policy Relating to Recovery of Erroneously Awarded Compensation (incorporated by reference to Exhibit 97.1 to the Company's Annual Report on Form 10-K for the year ended December 31, 2024).
101.INS	Inline XBRL Instance Document - the instance document does not appear in the Interactive Data File because its XBRL tags are embedded within the Inline XBRL document.
101.SCH	Inline XBRL Taxonomy Extension Schema Document.
101.CAL	Inline XBRL Taxonomy Extension Calculation Linkbase Document.
101.DEF	Inline XBRL Taxonomy Extension Definition Linkbase Document.
101.LAB	Inline XBRL Taxonomy Extension Label Linkbase Document.
101.PRE	Inline XBRL Taxonomy Extension Presentation Linkbase Document.
104	Cover Page Interactive Data File, formatted in Inline XBRL and contained in Exhibit 101.

* Certain information contained in this agreement has been omitted because it is not material and is the type that the registrant treats as private or confidential.

† Management contract or compensatory plan in which directors and/or executive officers are eligible to participate.

Certain agreements and other documents filed as exhibits to this Annual Report on Form 10-K contain representations and warranties that the parties thereto made to each other. These representations and warranties have been made solely for the benefit of the other parties to such agreements and may have been qualified by certain information that has been disclosed to the other parties to such agreements and other documents and that may not be reflected in such agreements and other documents. In addition, these representations and warranties may be intended as a way of allocating risks among parties if the statements

contained therein prove to be incorrect, rather than as actual statements of fact. Accordingly, there can be no reliance on any such representations and warranties as characterizations of the actual state of facts. Moreover, information concerning the subject matter of any such representations and warranties may have changed since the date of such agreements and other documents.

ITEM 16. FORM 10-K SUMMARY

None.

SIGNATURES

Pursuant to requirements of Section 13 or 15(d) of the Securities Exchange Act of 1934, the registrant has duly caused this report to be signed on its behalf by the undersigned, thereunto duly authorized.

KKR REAL ESTATE FINANCE TRUST INC.

Date:	February 3, 2026	By:	<u>/s/ Matthew A. Salem</u>
			Name: Matthew A. Salem
			Title: Chief Executive Officer and Director
			(Principal Executive Officer)

Pursuant to the requirements of the Securities Exchange Act of 1934, this report has been signed below by the following persons on behalf of the registrant and in the capacities indicated below and on the dates indicated below.

Date:	February 3, 2026	By:	<u>/s/ Matthew A. Salem</u>
			Name: Matthew A. Salem
			Title: Chief Executive Officer and Director
			(Principal Executive Officer)

Date:	February 3, 2026	By:	<u>/s/ Kendra L. Decious</u>
			Name: Kendra L. Decious
			Title: Chief Financial Officer and Treasurer
			(Principal Financial and Accounting Officer)

Date:	February 3, 2026	By:	<u>/s/ Ralph F. Rosenberg</u>
			Name: Ralph F. Rosenberg
			Title: Director

Date:	February 3, 2026	By:	<u>/s/ Christen E.J. Lee</u>
			Name: Christen E.J. Lee
			Title: Director

Date:	February 3, 2026	By:	<u>/s/ Terrence R. Ahern</u>
			Name: Terrence R. Ahern
			Title: Director

Date:	February 3, 2026	By:	<u>/s/ Jonathan A. Langer</u>
			Name: Jonathan A. Langer
			Title: Director

Date:	February 3, 2026	By:	<u>/s/ Deborah H. McAneny</u>
			Name: Deborah H. McAneny
			Title: Director

Date:	February 3, 2026	By:	<u>/s/ Irene M. Esteves</u>
			Name: Irene M. Esteves
			Title: Director

Date:	February 3, 2026	By:	<u>/s/ Paula Madoff</u>
			Name: Paula Madoff
			Title: Director